



LED MIRROR WITH
PHONE HOLDER
& SPEAKER



INSTRUCTIONS



LED MIRROR WITH PHONE HOLDER & SPEAKER

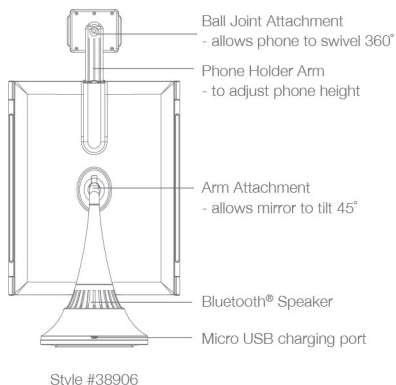
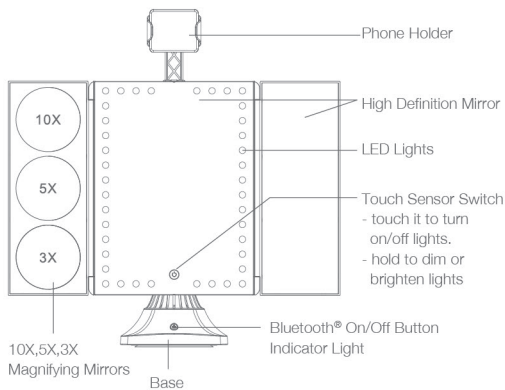
CONTENTS:

1 - LED MIRROR WITH BASE

1 - PHONE HOLDER

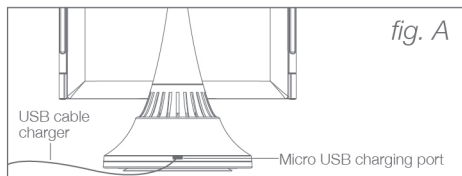
1 - USB CABLE CHARGER

(phone & USB wall plug adapter not included)



Unbox and Plug In

Take contents out of the box. Connect the micro USB cable charger to mirror base (*fig. A*), connect to standard USB adapter (not included) and plug into wall. Indicator light on the base turns red when charging and blue when fully charged. Please fully charge battery before first use (approximately 4 hours) for best battery life. Mirror can still be used while plugged in.



Touch Sensors

Touch sensor to turn lights on or off. Press and hold sensor to dim or brighten lights. Speaker operates with or without lights powered on.



tap button to
turn on/off



hold button for 3 seconds
to dim/brighten lights

Connecting Bluetooth®

Activate Bluetooth® on your phone. Press on/off sensor for 5 seconds to activate Bluetooth® on the mirror. Once you hear the chime, you can release. From phone pairing menu click Thinkspace® Beauty Mirror to pair. After pairing, the indicator light will blink blue or blink purple if charging.



hold button for 5 seconds
to activate mirror's bluetooth®



not
charging



charging

bluetooth®
connected

*After initial pairing, THINKSPACE® BEAUTY MIRROR will automatically connect to your device when Bluetooth® mode is turned on within range. Bluetooth® mode will automatically turn off if no device is connected after a few minutes or whenever the battery is running low to preserve power.

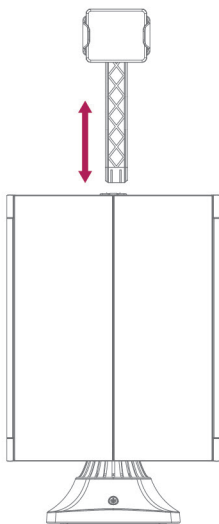


fig. B

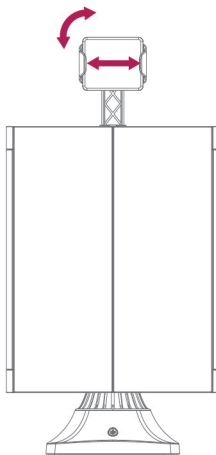
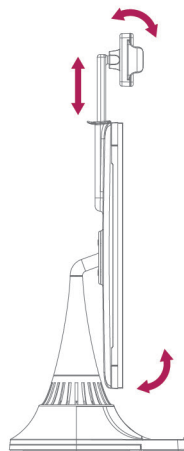



fig. C



Phone Holder Installation

Insert detached mirror phone holder into the top of the mirror (*fig. B*). You can adjust the height by pushing or pulling the phone holder. Pull side tabs to place phone in holder. Using light pressure rotate or tilt phone holder to position (*fig. C*).

MIRROR FEATURES



40 Mini LED Lights
Dimmable Brightness



Adjustable mirror with
45 degree pivot tilt



3X, 5X & 10X
Magnification



Tri-fold Design

PHONE FEATURES



Bluetooth®
Connectivity



Bluetooth®
Speaker



Holder adjusts to fit
most phones



Holder extends up and down,
rotates and tilts for complete
hands-free control

ADDITIONAL FEATURES



USB cable included



Suction Base



Rechargeable Battery
lasts up to 4 hours*



Built-in
Accessory Tray

*actual battery time may vary depending on features being used



ONE-YEAR LIMITED WARRANTY

Thinkspace® Brands warrants Thinkspace® brand products to be free from defects in materials and workmanship during normal and contemplated use for a period of one year from the verifiable date of purchase from the original retail point of sale. Thinkspace's® sole obligation shall be the repair or replacement of the portion of the product that is found to be defective in materials or workmanship under normal use during the one-year warranty period. Thinkspace® makes no other representations or warranties for its products.

In no case will Thinkspace® be liable for any indirect, consequential, or incidental damages for breach of this or any other warranty, express or implied for any reason. The foregoing limitations are void where prohibited and may not apply to you. This warranty gives you specific legal rights and you may also have other rights that vary from place to place.

The user is cautioned that any changes or modifications not expressly approved by the party responsible for compliance could void the user's authority to operate the equipment.

Thinkspace® is a registered trademark of Advantus Corp.

©2019 Advantus Corp. All Rights Reserved. Patent Pending.

The Bluetooth® word mark and logos are registered trademarks owned by Bluetooth® SIG, Inc. and any use of such marks is under license.

Bluetooth® technology is incorporated under license from Bluetooth® SIG, Inc.

FEDERAL COMMUNICATIONS COMMISSION NOTICE:

This device complies with part 15 of the FCC Rules. Operation is subject to the following two conditions: (1) This device may not cause harmful interference, and (2) this device must accept any interference received, including interference that may cause undesired operation.

Any Changes or modifications not expressly approved by the party responsible for compliance could void the user's authority to operate the equipment.

Note: This equipment has been tested and found to comply with the limits for a Class B digital device, pursuant to part 15 of the FCC Rules. These limits are designed to provide reasonable protection against harmful interference in a residential installation. This equipment generates uses and can radiate radio frequency energy and, if not installed and used in accordance with the instructions, may cause harmful interference to radio communications. However, there is no guarantee that interference will not occur in a particular installation. If this equipment does cause harmful interference to radio or television reception, which can be determined by turning the equipment off and on, the user is encouraged to try to correct the interference by one or more of the following measures:

- Reorient or relocate the receiving antenna.
- Increase the separation between the equipment and receiver.
- Connect the equipment to an outlet on a circuit different from that to which the receiver is connected.
- Consult the dealer or an experienced radio/TV technician for help.

This equipment complies with FCC radiation exposure limits set forth for an uncontrolled environment. This equipment should be installed and operated with minimum distance 20cm between the radiator & your body.



Do not expose mirror to direct sunlight while unattended; reflected sunlight may cause fire.



Dispose carefully



Please recycle

Thinkspace® BEAUTY

PRETTY FACES, PRETTY SPACES

Thank you

WE HOPE YOU ENJOY
YOUR NEW MIRROR!



follow us @thinkspacebeauty
and tag us in your space
#thinkspacebeauty

Questions:

www.thinkspacebrands.com/glotech

email: info@thinkspacebrands.com

phone: 904.482.0091