

## **EXHIBIT D - TEST SETUP PHOTOGRAPHS**

---

*Test mode 1*

**Conducted Emissions –Front View**



**Conducted Emissions –Rear View**




**Radiated Disturbances Front Side (Below 1GHz)**




**Radiated Disturbances Rear Side (Below 1GHz)**



**Radiated Disturbances Front Side (Above 1GHz )**



**Radiated Disturbances Rear Side (Above 1GHz )**



*Test mode 2*

### **Conducted Emissions –Front View**



### **Conducted Emissions –Rear View**






**Radiated Disturbances Front Side (Below 1GHz)**



**Radiated Disturbances Rear Side (Below 1GHz)**



**Radiated Disturbances Front Side (Above 1GHz )**




**Radiated Disturbances Rear Side (Above 1GHz )**



*Test mode 3*

**Conducted Emissions –Front View**



**Conducted Emissions –Rear View**



### **Radiated Disturbances Front Side (Below 1GHz)**



### **Radiated Disturbances Rear Side (Below 1GHz)**





**Radiated Disturbances Front Side (Above 1GHz )**



**Radiated Disturbances Rear Side (Above 1GHz )**

