




Photograph 1. Conducted Emissions, 15.207(a), CEV Station Setup



Photograph 2. Conducted Emissions, 15.207(a), LISN Connection




Photograph 3. Radiated Spurious Emissions, 12 dBi, 30 MHz – 1 GHz, Test Setup, Front




Photograph 4. Radiated Spurious Emissions, 12 dBi, 30 MHz – 1 GHz, Test Setup, Antenna




Photograph 5. Radiated Spurious Emissions, 12 dBi, 1 – 18 GHz, Test Setup, Front



Photograph 6. Radiated Spurious Emissions, 12dBi, 1 – 18 GHz, Test Setup, Antenna




Photograph 7. Radiated Spurious Emissions, 12dBi, 18 - 40 GHz, Test Setup, Antenna



Photograph 8. Radiated Spurious Emissions, 6dBi, 30 MHz - 1 GHz, Test Setup, Front



Photograph 9. Radiated Spurious Emissions, 6dBi, 30 MHz - 1 GHz, Test Setup, Antenna



Photograph 10. Radiated Spurious Emissions, 6dBi, 1 - 18 GHz, Test Setup, Antenna



Photograph 11. Radiated Spurious Emissions, 6dBi, 18 - 40 GHz, Test Setup, Antenna