



FCC RF Test Report

APPLICANT : Circuit Board Design LLC
EQUIPMENT : Tablet
MODEL NAME : L5S83A
FCC ID : 2ANXB-5276
STANDARD : FCC Part 15 Subpart C §15.247
CLASSIFICATION : (DTS) Digital Transmission System

The product testing was completed on Mar. 13, 2018. We, Sporton International (Shenzhen) Inc., would like to declare that the tested sample has been evaluated in accordance with the test procedures and has been in compliance with the applicable technical standards.

The test results in this report apply exclusively to the tested model / sample. Without written approval of Sporton International (Shenzhen) Inc., the test report shall not be reproduced except in full.



Approved by: Eric Shih / Manager

Sporton International (Shenzhen) Inc.

**1/F, 2/F, Bldg 5, Shiling Industrial Zone, Xinwei Village, Xili, Nanshan Shenzhen City
Guangdong Province 518055 China**



TABLE OF CONTENTS

REVISION HISTORY..... 3

SUMMARY OF TEST RESULT 4

1 GENERAL DESCRIPTION 5

 1.1 Applicant 5

 1.2 Product Feature of Equipment Under Test..... 5

 1.3 Product Specification of Equipment Under Test..... 6

 1.4 Modification of EUT 6

 1.5 Testing Location 6

 1.6 Applicable Standards..... 7

2 TEST CONFIGURATION OF EQUIPMENT UNDER TEST 8

 2.1 Carrier Frequency and Channel 8

 2.2 Test Mode..... 9

 2.3 Connection Diagram of Test System..... 10

 2.4 Support Unit used in test configuration and system 11

 2.5 EUT Operation Test Setup 11

 2.6 Measurement Results Explanation Example..... 11

3 TEST RESULT 12

 3.1 6dB and 99% Bandwidth Measurement 12

 3.2 Output Power Measurement..... 14

 3.3 Power Spectral Density Measurement 15

 3.4 Conducted Band Edges and Spurious Emission Measurement 17

 3.5 Radiated Band Edges and Spurious Emission Measurement 33

 3.6 AC Conducted Emission Measurement..... 37

 3.7 Antenna Requirements 41

4 LIST OF MEASURING EQUIPMENT 42

5 UNCERTAINTY OF EVALUATION 43

APPENDIX A. CONDUCTED TEST RESULTS

APPENDIX B. RADIATED SPURIOUS EMISSION

APPENDIX C. RADIATED SPURIOUS EMISSION PLOTS

APPENDIX D. DUTY CYCLE PLOTS



REVISION HISTORY

| REPORT NO. | VERSION | DESCRIPTION | ISSUED DATE |
|--------------|---------|-------------------------|---------------|
| FR7O2504-01C | Rev. 01 | Initial issue of report | Apr. 03, 2018 |
| | | | |
| | | | |
| | | | |
| | | | |
| | | | |
| | | | |
| | | | |
| | | | |
| | | | |
| | | | |
| | | | |
| | | | |
| | | | |
| | | | |
| | | | |
| | | | |



SUMMARY OF TEST RESULT

| Report Section | FCC Rule | Description | Limit | Result |
|----------------|--------------------|--|-----------------------|--------|
| 3.1 | 15.247(a)(2) | 6dB Bandwidth | ≥ 0.5MHz | Pass |
| 3.1 | - | 99% Bandwidth | - | Pass |
| 3.2 | 15.247(b) | Power Output Measurement | ≤ 30dBm | Pass |
| 3.3 | 15.247(e) | Power Spectral Density | ≤ 8dBm/3kHz | Pass |
| 3.4 | 15.247(d) | Conducted Band Edges | ≤ 20dBc | Pass |
| | | Conducted Spurious Emission | | Pass |
| 3.5 | 15.247(d) | Radiated Band Edges and Radiated Spurious Emission | 15.209(a) & 15.247(d) | Pass |
| 3.6 | 15.207 | AC Conducted Emission | 15.207(a) | Pass |
| 3.7 | 15.203 & 15.247(b) | Antenna Requirement | N/A | Pass |



1 General Description

1.1 Applicant

Circuit Board Design LLC

4320 Winfield Road Cornerstone @ Cantera Suite 200 Warrenville, Illinois, 60555

1.2 Product Feature of Equipment Under Test

| Product Feature | |
|---------------------------------|---|
| Equipment | Tablet |
| Model Name | L5S83A |
| FCC ID | 2ANXB-5276 |
| EUT supports Radios application | WLAN 2.4GHz 802.11b/g/n HT20 WLAN 5GHz 802.11a/n HT20/HT40 Bluetooth v3.0+EDR/Bluetooth v4.0 LE Bluetooth v4.1 LE/ Bluetooth v4.2 LE |
| SW Version | userdebug 6.0 NMAIN1 530 |

| | | | SN |
|--------------------|---------|--------|------------------|
| Radiated Emission | Sample | B#4 | G0W0U0027516F07V |
| | Adapter | AP16#2 | AH17320956836 |
| Conducted Emission | Sample | B#1 | G0W0U0027516F057 |
| | Adapter | AP16#1 | AH17320956997 |
| Conducted | Sample | B#4 | G0W0U0027516F07V |



1.3 Product Specification of Equipment Under Test

| Standards-related Product Specification | |
|---|---|
| Tx/Rx Channel Frequency Range | 2412 MHz ~ 2472 MHz |
| Maximum (Peak) Output Power to antenna | 802.11b : 17.18 dBm (0.0522 W) 802.11g : 22.84 dBm (0.1923 W) 802.11n HT20 : 22.84 dBm (0.1923 W) |
| 99% Occupied Bandwidth | 802.11b : 12.39MHz 802.11g : 18.23MHz 802.11n HT20 : 18.33MHz |
| Antenna Type / Gain | fixed internal Antenna with gain -0.1 dBi |
| Type of Modulation | 802.11b : DSSS (DBPSK / DQPSK / CCK) 802.11g/n : OFDM (BPSK / QPSK / 16QAM / 64QAM) |

1.4 Modification of EUT

No modifications are made to the EUT during all test items.

1.5 Testing Location

Sporton International (Shenzhen) Inc. is accredited to ISO 17025 by National Voluntary Laboratory Accreditation Program (NVLAP code: 600156-0) and the FCC designation No. are CN5018 and CN5019.

| | | | |
|---------------------------|--|---------|---------------------------------------|
| Test Site | Sporton International (Shenzhen) Inc. | | |
| Test Site Location | 1/F, 2/F, Bldg 5, Shiling Industrial Zone, Xinwei Village, Xili, Nanshan Shenzhen City Guangdong Province 518055 China TEL: +86-755-8637-9589 FAX: +86-755-8637-9595 | | |
| Test Site No. | Sporton Site No. | | FCC Test Firm Registration No. |
| | TH01-SZ | CO01-SZ | 251365 |

| | | | |
|---------------------------|---|--|---------------------------------------|
| Test Site | Sporton International (Shenzhen) Inc. | | |
| Test Site Location | No. 3 Bldg the third floor of south, Shahe River west, Fengzeyuan Warehouse, Nanshan District Shenzhen City Guangdong Province 518055 China TEL: +86-755-3320-2398 | | |
| Test Site No. | Sporton Site No. | | FCC Test Firm Registration No. |
| | 03CH04-SZ | | 577730 |

Note: The test site complies with ANSI C63.4 2014 requirement.



1.6 Applicable Standards

According to the specifications of the manufacturer, the EUT must comply with the requirements of the following standards:

- ♦ FCC Part 15 Subpart C §15.247
- ♦ FCC KDB Publication No. 558074 D01 DTS Meas. Guidance v04
- ♦ ANSI C63.10-2013

Remark: All test items were verified and recorded according to the standards and without any deviation during the test.



2 Test Configuration of Equipment Under Test

The EUT has been associated with peripherals and configuration operated in a manner tended to maximize its emission characteristics in a typical application. Frequency range investigated: conducted emission (150 kHz to 30 MHz) and radiated emission (9 kHz to the 10th harmonic of the highest fundamental frequency or to 40 GHz, whichever is lower). For radiated measurement, pre-scanned in three orthogonal panels, X, Y, Z. The worst cases (Y plane) were recorded in this report.

2.1 Carrier Frequency and Channel

| Frequency Band | Channel | Freq. (MHz) | Channel | Freq. (MHz) |
|-----------------|---------|-------------|---------|-------------|
| 2400-2483.5 MHz | 1 | 2412 | 8 | 2447 |
| | 2 | 2417 | 9 | 2452 |
| | 3 | 2422 | 10 | 2457 |
| | 4 | 2427 | 11 | 2462 |
| | 5 | 2432 | 12 | 2467 |
| | 6 | 2437 | 13 | 2472 |
| | 7 | 2442 | | |



2.2 Test Mode

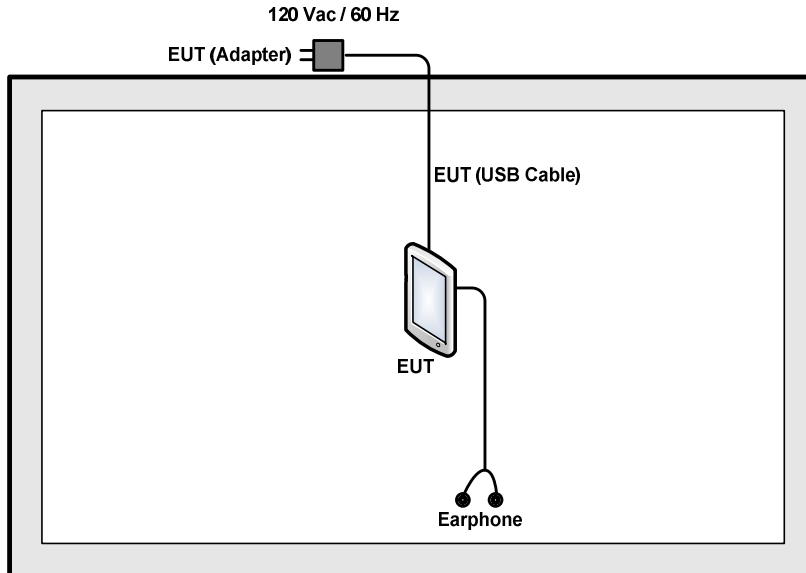
Final test mode of conducted test items and radiated spurious emissions are considering the modulation and worse data rates as below table.

| Modulation | Data Rate |
|--------------|-----------|
| 802.11b | 1 Mbps |
| 802.11g | 6 Mbps |
| 802.11n HT20 | MCS0 |

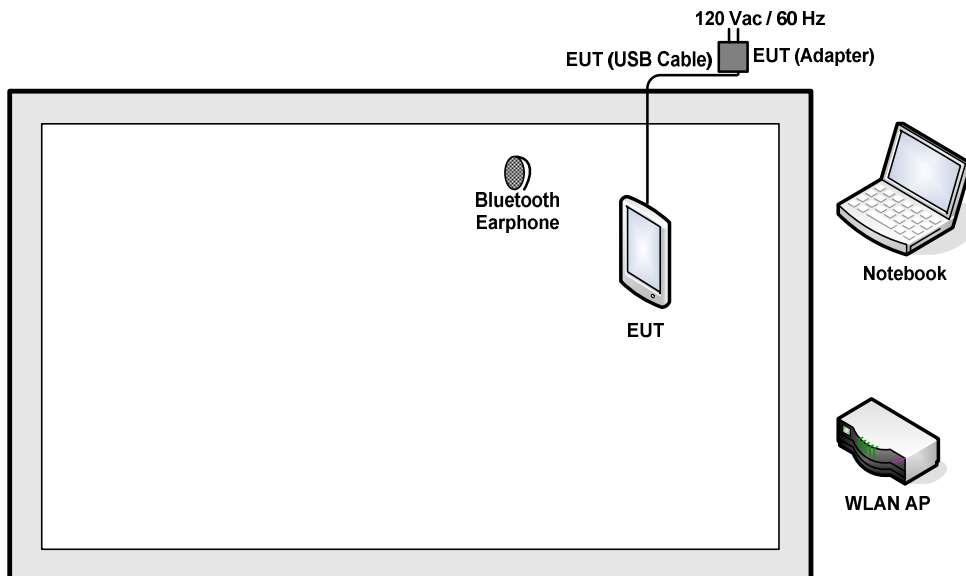
| Test Cases | |
|--|---|
| AC Conducted Emission | Mode 1: Bluetooth Link + WLAN (2.4G) Link + Play MPEG4 from MicroSD card + USB Cable (Charging from Adapter AP-16) + MicroSD card |
| Remark: For Radiated Test Cases, The tests were performed with Earphone, Adapter and USB Cable. | |

2.3 Connection Diagram of Test System

<WLAN Tx Mode>



<AC Conducted Emission Mode>



2.4 Support Unit used in test configuration and system

| Item | Equipment | Model Name | FCC ID | Data Cable | Power Cord |
|------|--------------------|------------|-------------|-------------------|--|
| 1. | WLAN AP | DIR-820L | KA2IR820LA1 | N/A | Unshielded, 1.8m |
| 2. | Notebook | E540 | FCC DoC | N/A | AC I/P: Unshielded, 1.2 m DC O/P: Shielded, 1.8 m |
| 3. | Bluetooth Earphone | EO-MG900 | N/A | N/A | N/A |
| 4. | SD Card | MicroSD HC | FCC DoC | N/A | N/A |
| 5. | Earphone | N/A | N/A | Unshielded, 1.2 m | N/A |

2.5 EUT Operation Test Setup

For WLAN RF test items, an engineering test program was provided and enabled to make EUT continuous transmit/receive.

For AC power line conducted emissions, the EUT was set to connect with the WLAN AP under large package sizes transmission.

2.6 Measurement Results Explanation Example

For all conducted test items:

The offset level is set in the spectrum analyzer to compensate the RF cable loss and attenuator factor between EUT conducted output port and spectrum analyzer. With the offset compensation, the spectrum analyzer reading level is exactly the EUT RF output level.

Example :

The spectrum analyzer offset is derived from RF cable loss and attenuator factor.

Offset = RF cable loss + attenuator factor..

Following shows an offset computation example with cable loss 5.0 dB and 10dB attenuator.

$$\begin{aligned} \text{Offset(dB)} &= \text{RF cable loss(dB)} + \text{attenuator factor(dB)}. \\ &= 5.0 + 10 = 15.0 \text{ (dB)} \end{aligned}$$

3 Test Result

3.1 6dB and 99% Bandwidth Measurement

3.1.1 Limit of 6dB and 99% Bandwidth

The minimum 6 dB bandwidth shall be at least 500 kHz.

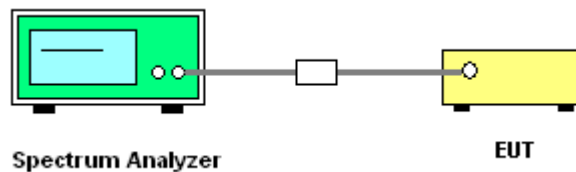
3.1.2 Measuring Instruments

The measuring equipment is listed in the section 4 of this test report.

3.1.3 Test Procedures

1. The testing follows FCC KDB Publication No. 558074 DTS D01 Meas. Guidance v04.
2. The RF output of EUT was connected to the spectrum analyzer by RF cable and attenuator. The path loss was compensated to the results for each measurement.
3. Set to the maximum power setting and enable the EUT transmit continuously.
4. Make the measurement with the spectrum analyzer's resolution bandwidth (RBW) = 100 kHz. Set the Video bandwidth (VBW) = 300 kHz. In order to make an accurate measurement. The 6 dB bandwidth must be greater than 500 kHz.
5. For 99% Bandwidth Measurement, the spectrum analyzer's resolution bandwidth (RBW) = 1MHz and set the Video bandwidth (VBW) = 3MHz.
6. Measure and record the results in the test report.

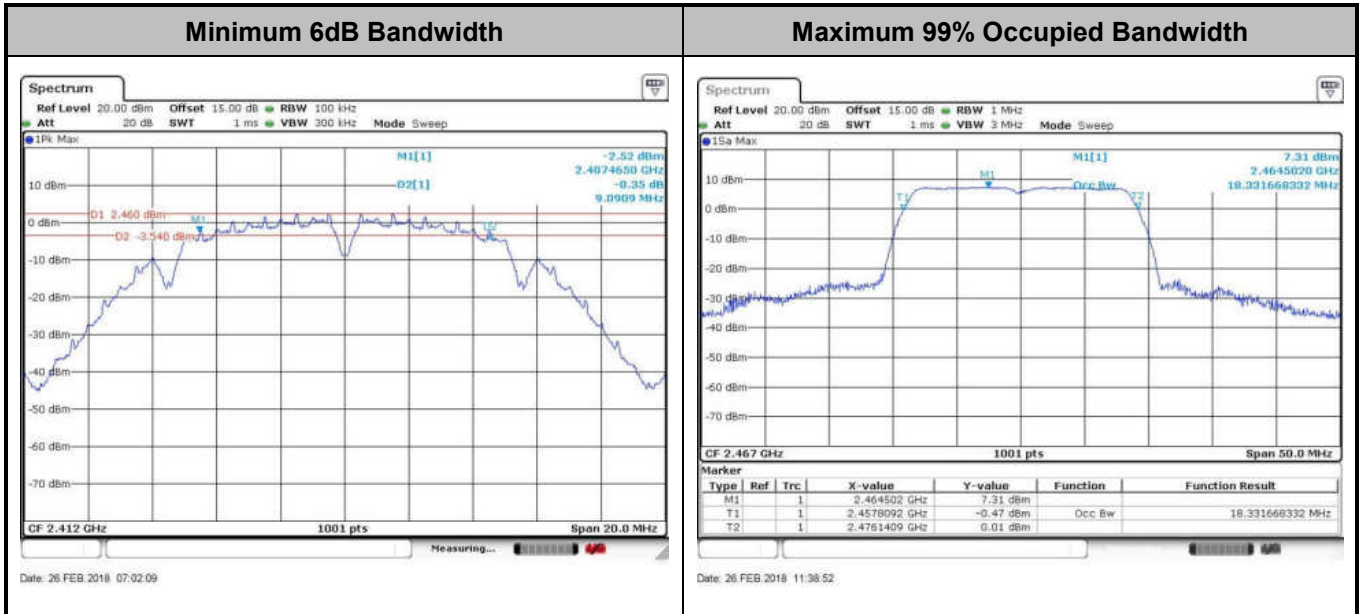
3.1.4 Test Setup





3.1.5 Test Result of 6dB and 99% Occupied Bandwidth

Please refer to Appendix A.



Note : The occupied channel bandwidth is maintained within the band of operation for all of the modulations.

3.2 Output Power Measurement

3.2.1 Limit of Output Power

For systems using digital modulation in the 2400-2483.5MHz, the limit for peak output power is 30dBm. If transmitting antenna of directional gain greater than 6dBi are used the peak output power from the intentional radiator shall be reduced below the above stated value by the amount in dB that the directional gain of the antenna exceeds 6 dBi. In case of point-to-point operation, the limit has to be reduced by 1dB for every 3dB that the directional gain of the antenna exceeds 6dBi.

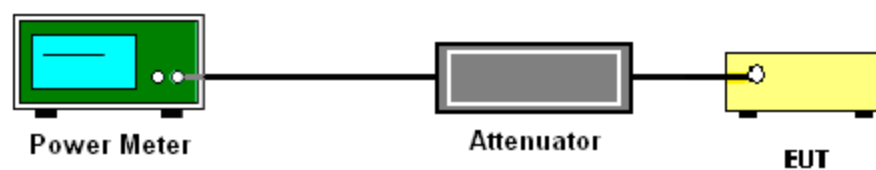
3.2.2 Measuring Instruments

The measuring equipment is listed in the section 4 of this test report.

3.2.3 Test Procedures

1. The testing follows the Measurement Procedure of FCC KDB No. 558074 DTS D01 Meas. Guidance v04 section 9.1.2 PKPM1 Peak power meter method.
2. The RF output of EUT was connected to the power meter by RF cable and attenuator. The path loss was compensated to the results for each measurement.
3. Set to the maximum power setting and enable the EUT transmit continuously.
4. Measure the conducted output power and record the results in the test report.

3.2.4 Test Setup



3.2.5 Test Result of Peak Output Power

Please refer to Appendix A.

3.2.6 Test Result of Average output Power (Reporting Only)

Please refer to Appendix A.

3.3 Power Spectral Density Measurement

3.3.1 Limit of Power Spectral Density

The peak power spectral density shall not be greater than 8dBm in any 3kHz band at any time interval of continuous transmission.

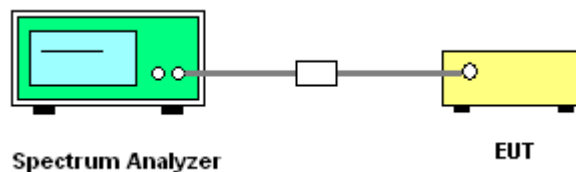
3.3.2 Measuring Instruments

The measuring equipment is listed in the section 4 of this test report.

3.3.3 Test Procedures

1. The testing follows Measurement Procedure 10.2 Method PKPSD of FCC KDB Publication No. 558074 D01 DTS Meas. Guidance v04
2. The RF output of EUT was connected to the spectrum analyzer by RF cable and attenuator. The path loss was compensated to the results for each measurement.
3. Set to the maximum power setting and enable the EUT transmit continuously.
4. Make the measurement with the spectrum analyzer's resolution bandwidth (RBW) = 3 kHz. Video bandwidth VBW = 10 kHz In order to make an accurate measurement, set the span to 1.5 times DTS Channel Bandwidth. (6dB BW)
5. Detector = peak, Sweep time = auto couple, Trace mode = max hold, Allow trace to fully stabilize. Use the peak marker function to determine the maximum power level.
6. Measure and record the results in the test report.

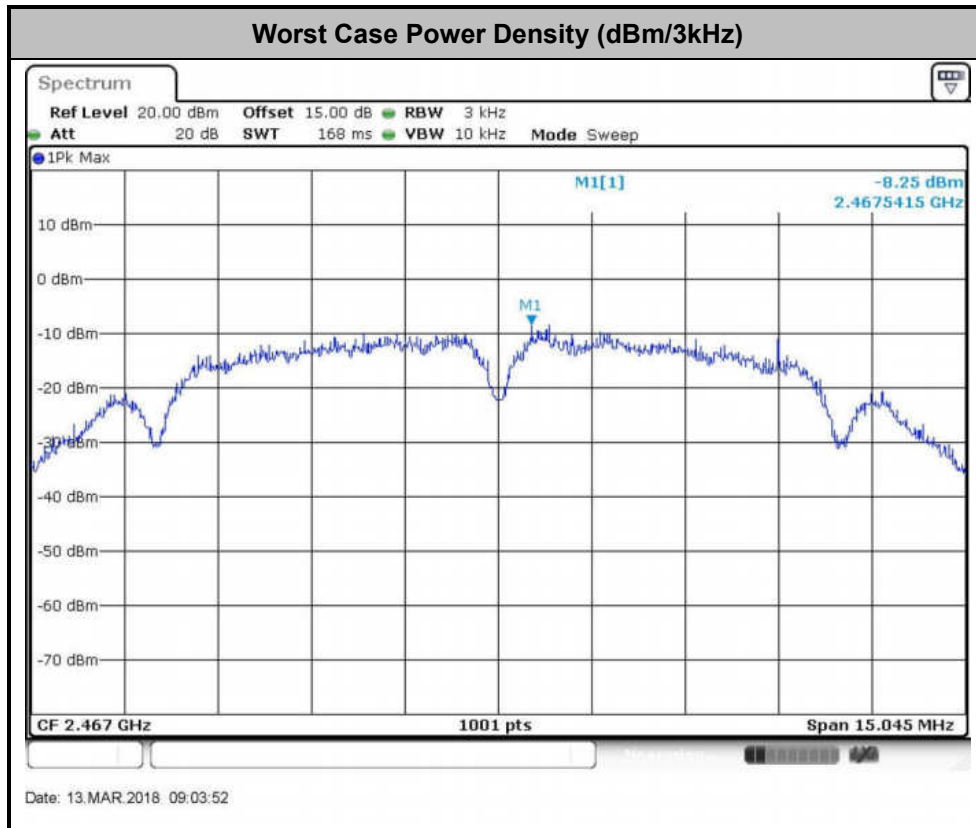
3.3.4 Test Setup





3.3.5 Test Result of Power Spectral Density

Please refer to Appendix A.



3.4 Conducted Band Edges and Spurious Emission Measurement

3.4.1 Limit of Conducted Band Edges and Spurious Emission Measurement

In any 100 kHz bandwidth outside of the authorized frequency band, the emissions which fall in the non-restricted bands shall be attenuated at least 20 dB / 30dB relative to the maximum PSD level in 100 kHz by RF conducted measurement.

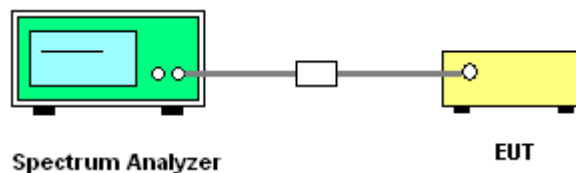
3.4.2 Measuring Instruments

The measuring equipment is listed in the section 4 of this test report.

3.4.3 Test Procedures

1. The testing follows FCC KDB Publication No. 558074 D01 DTS Meas. Guidance v04.
2. The RF output of EUT was connected to the spectrum analyzer by RF cable and attenuator. The path loss was compensated to the results for each measurement.
3. Set to the maximum power setting and enable the EUT transmit continuously.
4. Set RBW = 100 kHz, VBW=300 kHz, Peak Detector. Unwanted Emissions measured in any 100 kHz bandwidth outside of the authorized frequency band shall be attenuated by at least 20 dB relative to the maximum in-band peak PSD level in 100 kHz when maximum peak conducted output power procedure is used. If the transmitter complies with the conducted power limits based on the use of RMS averaging over a time interval, the attenuation required under this paragraph shall be 30 dB instead of 20 dB.
5. Measure and record the results in the test report.
6. The RF fundamental frequency should be excluded against the limit line in the operating frequency band.

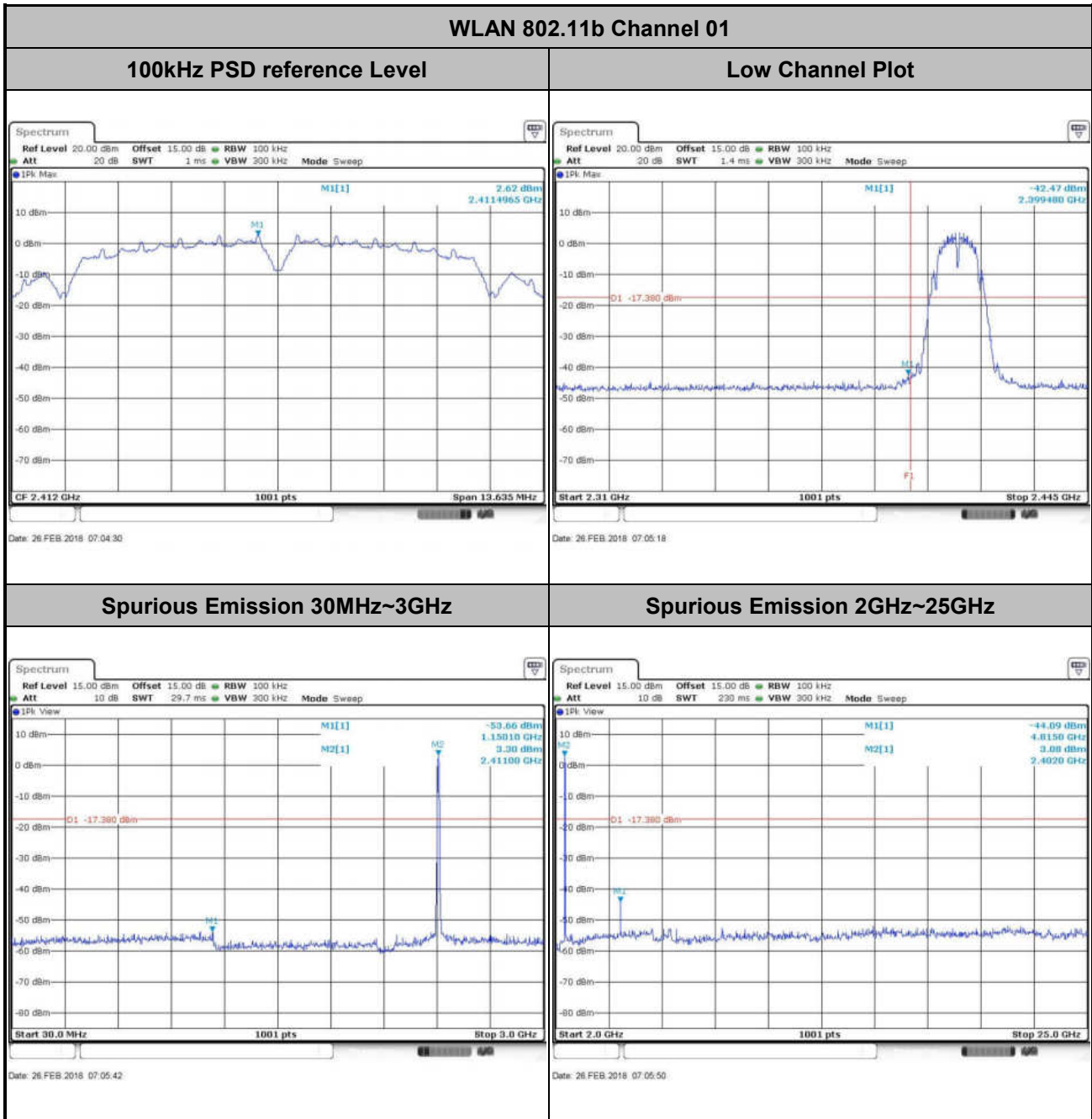
3.4.4 Test Setup





3.4.5 Test Result of Conducted Band Edges and Spurious Emission

| | | | |
|----------------|------------|---------------------|-----------|
| Test Mode : | 802.11b | Temperature : | 24~26°C |
| Test Band : | 2.4GHz Low | Relative Humidity : | 50~53% |
| Test Channel : | 01 | Test Engineer : | Rain Wang |

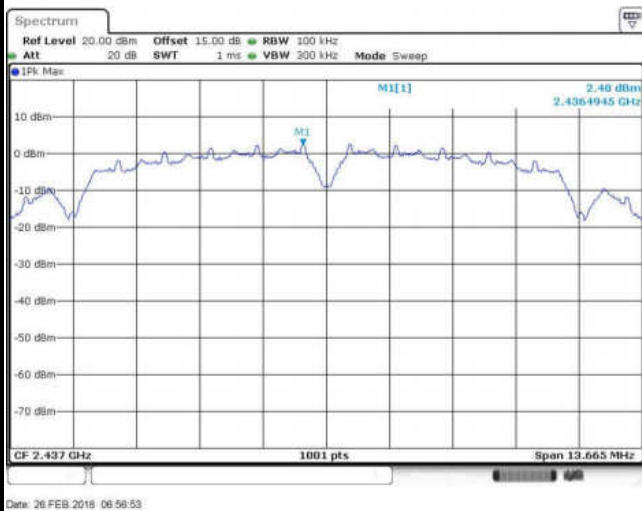




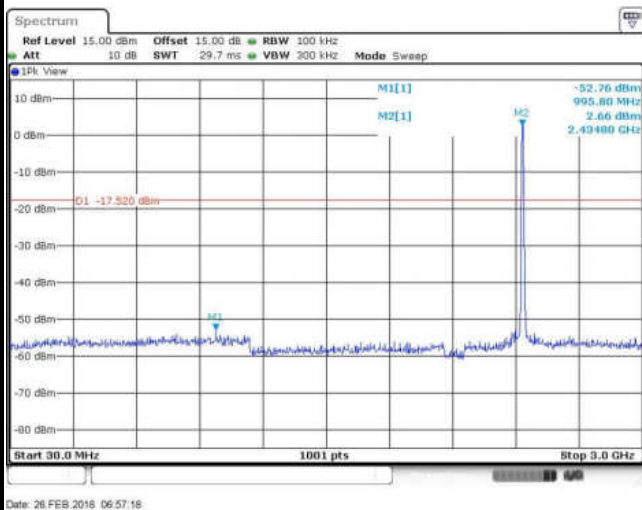
| | | | |
|----------------|------------|---------------------|-----------|
| Test Mode : | 802.11b | Temperature : | 24~26°C |
| Test Band : | 2.4GHz Mid | Relative Humidity : | 50~53% |
| Test Channel : | 06 | Test Engineer : | Rain Wang |

WLAN 802.11b Channel 06

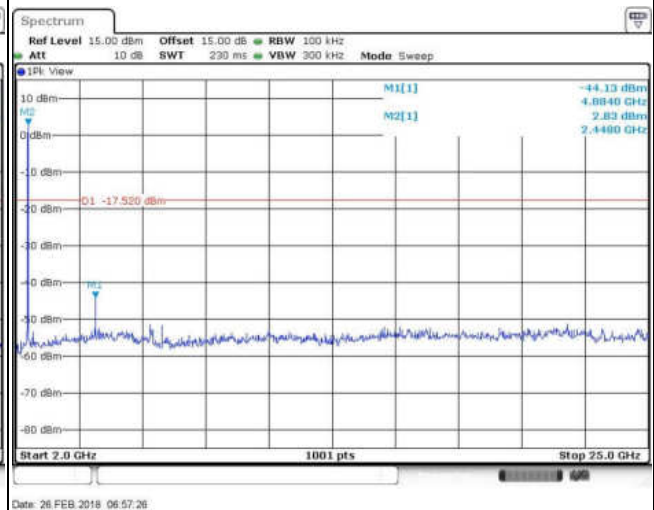
100kHz PSD reference Level



Spurious Emission 30MHz~3GHz



Spurious Emission 2GHz~25GHz

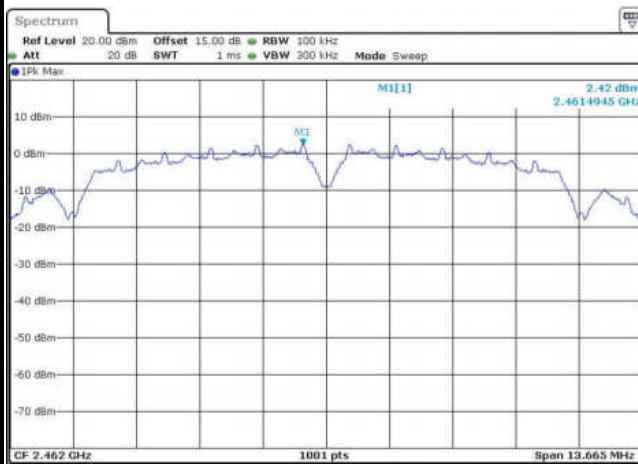




| | | | |
|----------------|-------------|---------------------|-----------|
| Test Mode : | 802.11b | Temperature : | 24~26°C |
| Test Band : | 2.4GHz High | Relative Humidity : | 50~53% |
| Test Channel : | 11 | Test Engineer : | Rain Wang |

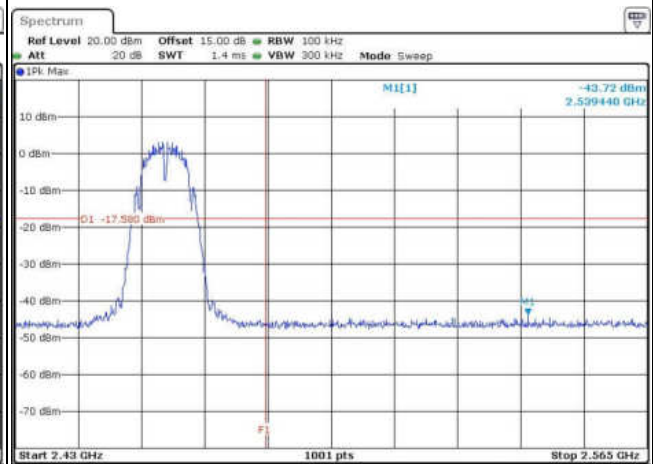
WLAN 802.11b Channel 11

100kHz PSD reference Level



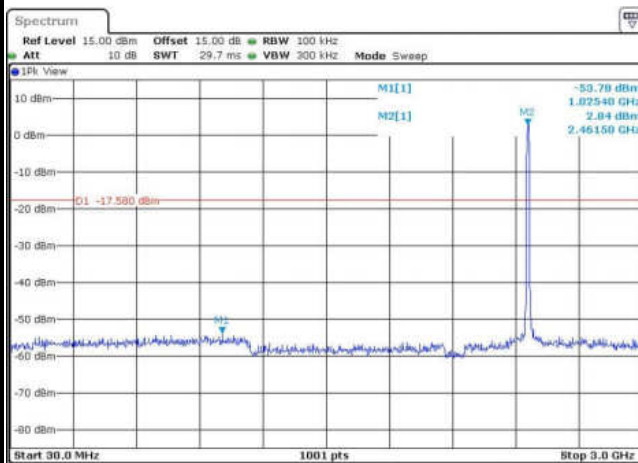
Date: 26 FEB 2018 07:22:00

High Channel Plot



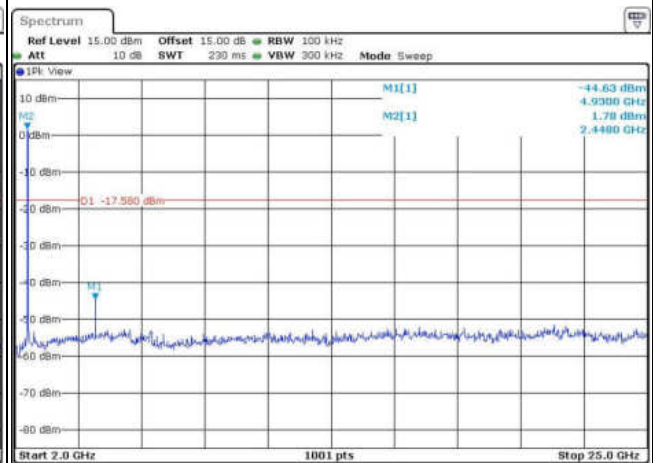
Date: 26 FEB 2018 07:22:24

Spurious Emission 30MHz~3GHz



Date: 26 FEB 2018 07:22:48

Spurious Emission 2GHz~25GHz



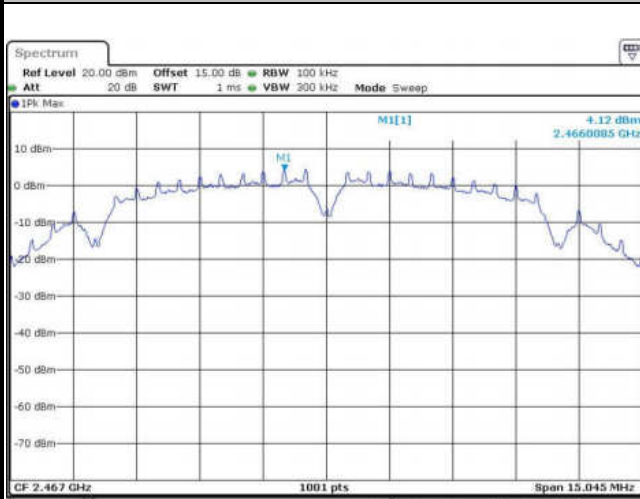
Date: 26 FEB 2018 07:22:56



| | | | |
|----------------|-------------|---------------------|-----------|
| Test Mode : | 802.11b | Temperature : | 24~26°C |
| Test Band : | 2.4GHz High | Relative Humidity : | 50~53% |
| Test Channel : | 12 | Test Engineer : | Rain Wang |

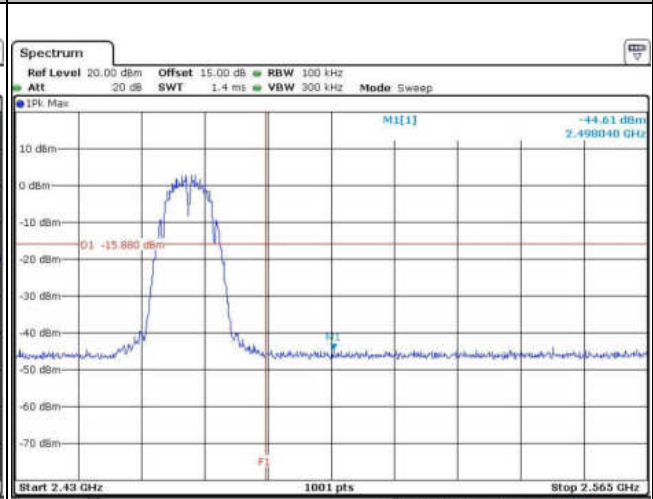
WLAN 802.11b Channel 12

100kHz PSD reference Level



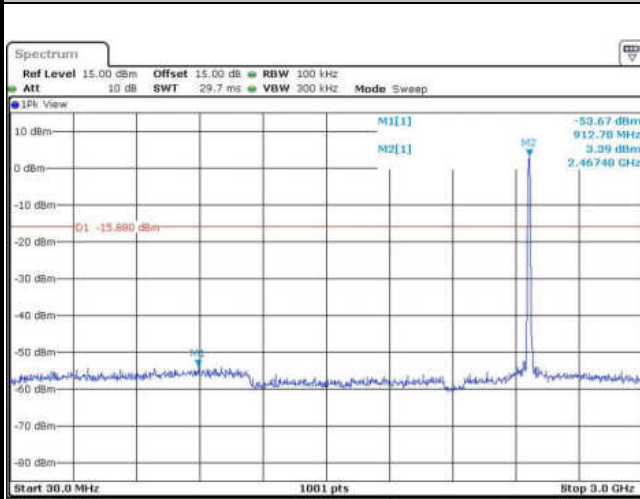
Date: 26 FEB 2018 09:18:45

High Channel Plot



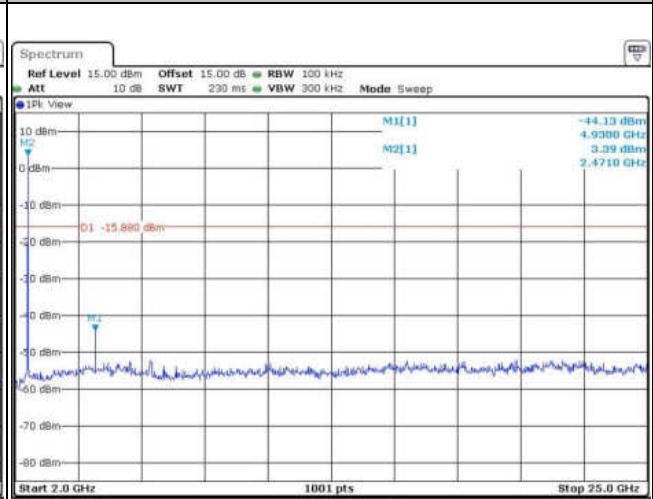
Date: 13 MAR 2018 10:12:29

Spurious Emission 30MHz~3GHz



Date: 26 FEB 2018 09:19:01

Spurious Emission 2GHz~25GHz



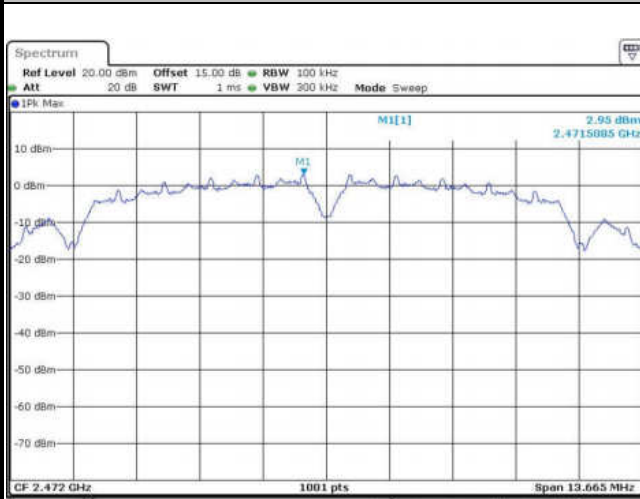
Date: 26 FEB 2018 09:19:09



| | | | |
|----------------|-------------|---------------------|-----------|
| Test Mode : | 802.11b | Temperature : | 24~26°C |
| Test Band : | 2.4GHz High | Relative Humidity : | 50~53% |
| Test Channel : | 13 | Test Engineer : | Rain Wang |

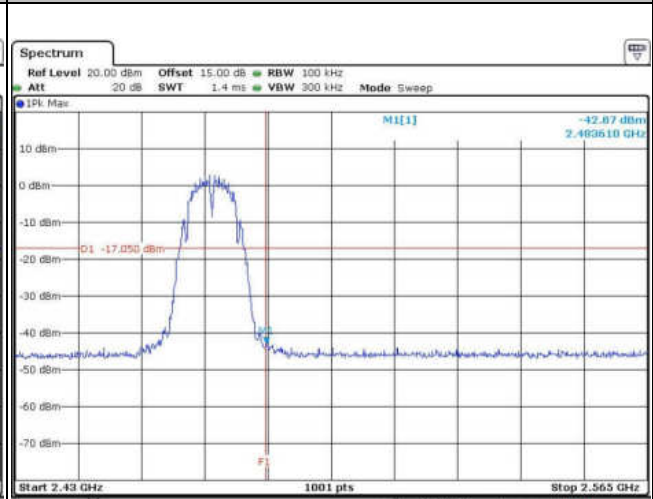
WLAN 802.11b Channel 13

100kHz PSD reference Level



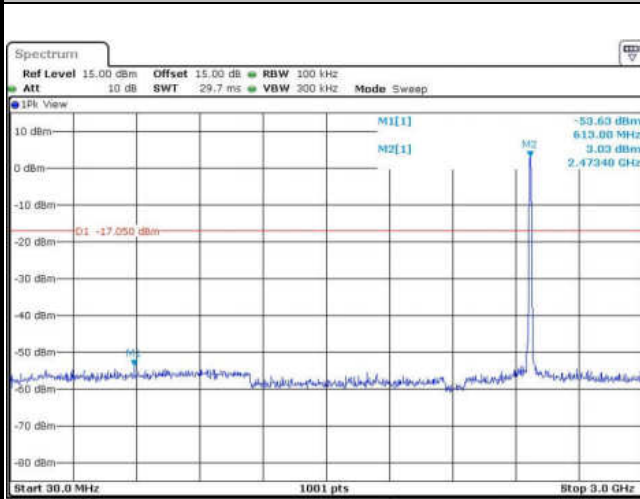
Date: 26 FEB 2018 09:27:42

High Channel Plot



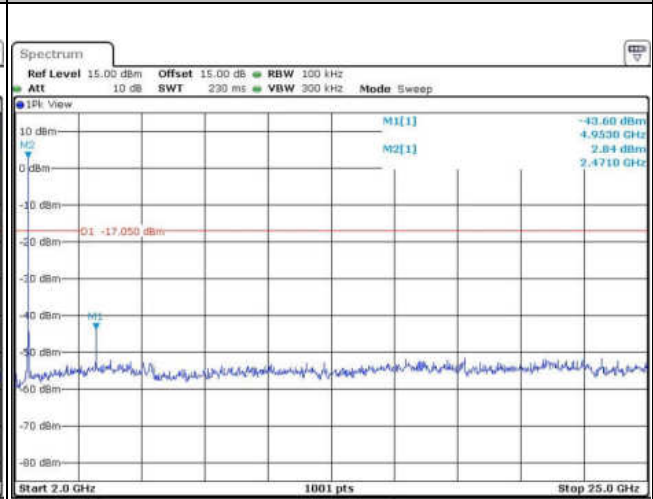
Date: 13 MAR 2018 10:09:54

Spurious Emission 30MHz~3GHz



Date: 26 FEB 2018 09:27:53

Spurious Emission 2GHz~25GHz



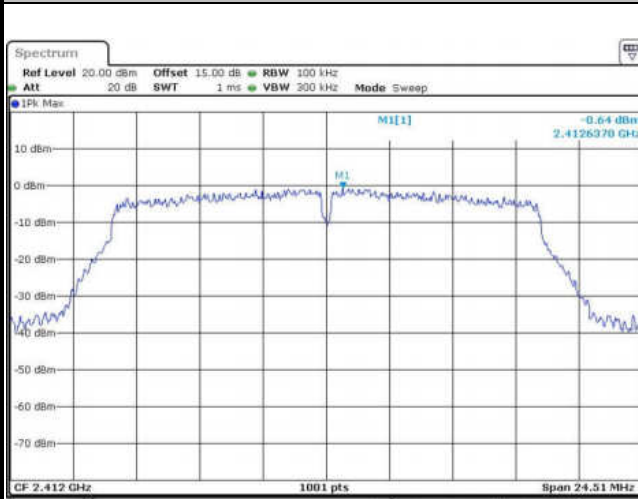
Date: 26 FEB 2018 09:28:01



| | | | |
|----------------|------------|---------------------|-----------|
| Test Mode : | 802.11g | Temperature : | 24~26°C |
| Test Band : | 2.4GHz Low | Relative Humidity : | 50~53% |
| Test Channel : | 01 | Test Engineer : | Rain Wang |

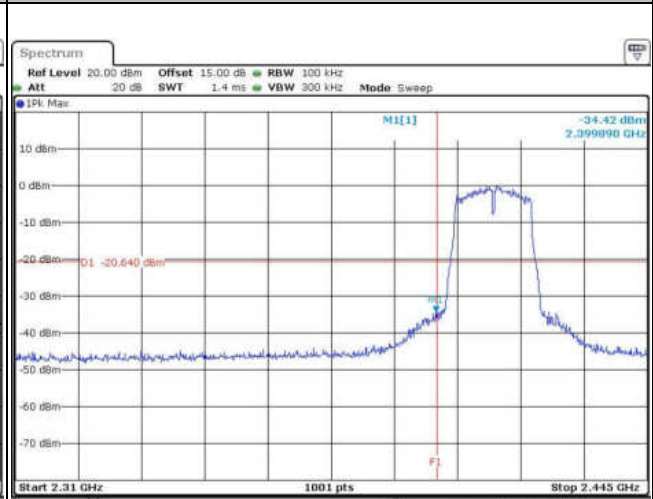
WLAN 802.11g Channel 01

100kHz PSD reference Level



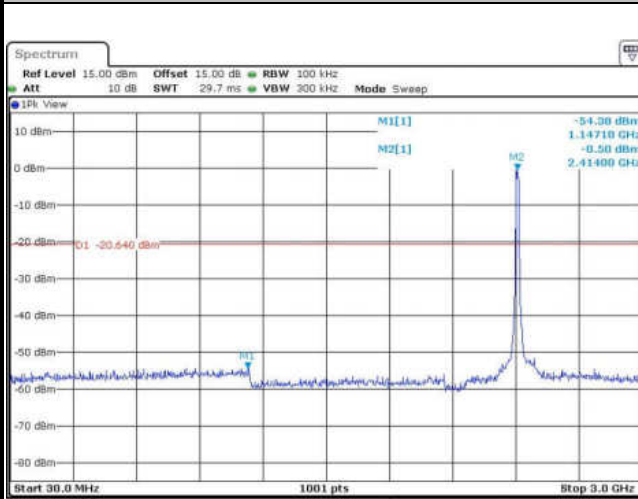
Date: 26.FEB.2018 07:32:02

Low Channel Plot



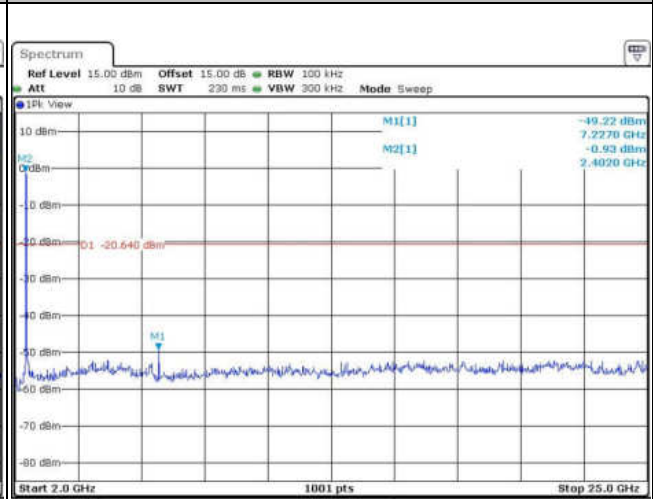
Date: 26.FEB.2018 07:32:29

Spurious Emission 30MHz~3GHz



Date: 26.FEB.2018 07:33:38

Spurious Emission 2GHz~25GHz



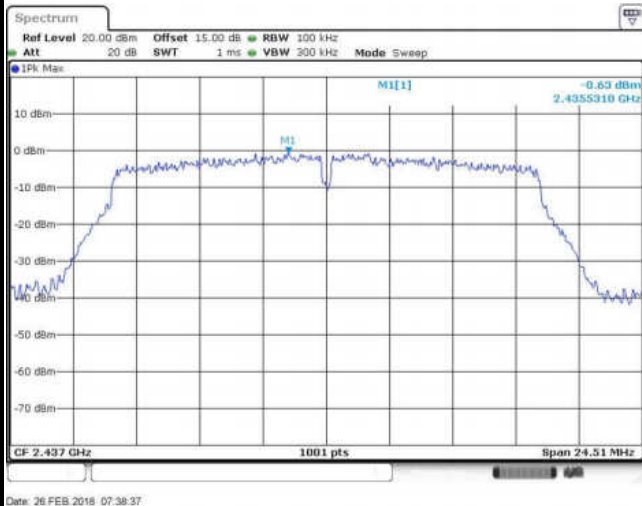
Date: 26.FEB.2018 07:33:46



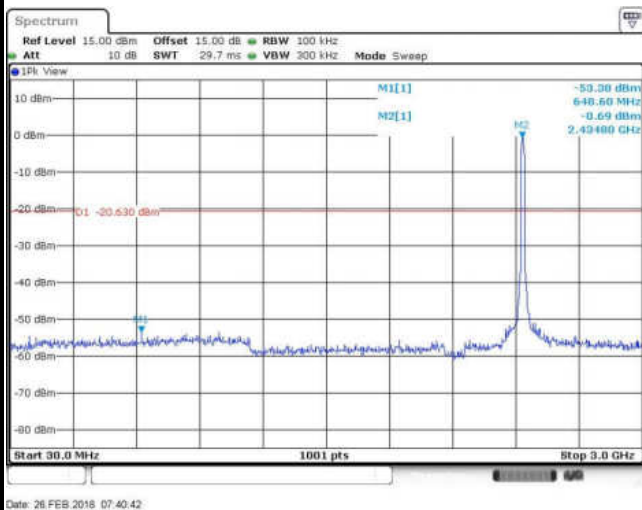
| | | | |
|----------------|------------|---------------------|-----------|
| Test Mode : | 802.11g | Temperature : | 24~26°C |
| Test Band : | 2.4GHz Mid | Relative Humidity : | 50~53% |
| Test Channel : | 06 | Test Engineer : | Rain Wang |

WLAN 802.11g Channel 06

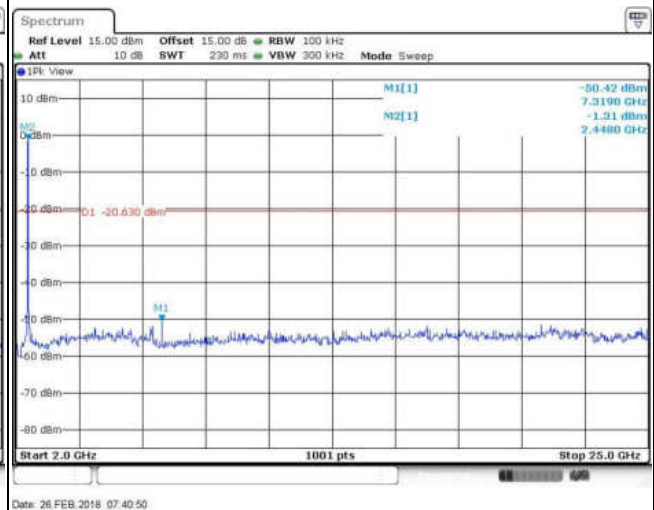
100kHz PSD reference Level



Spurious Emission 30MHz~3GHz



Spurious Emission 2GHz~25GHz

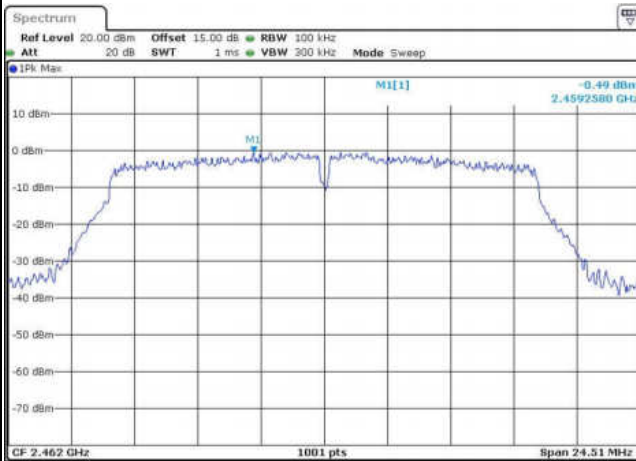




| | | | |
|----------------|-------------|---------------------|-----------|
| Test Mode : | 802.11g | Temperature : | 24~26°C |
| Test Band : | 2.4GHz High | Relative Humidity : | 50~53% |
| Test Channel : | 11 | Test Engineer : | Rain Wang |

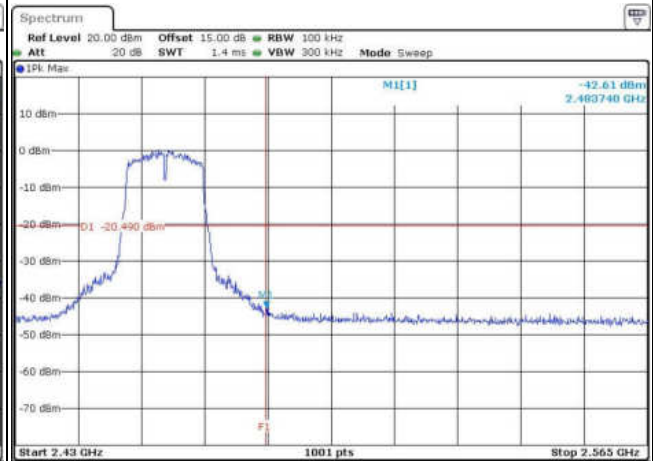
WLAN 802.11g Channel 11

100kHz PSD reference Level



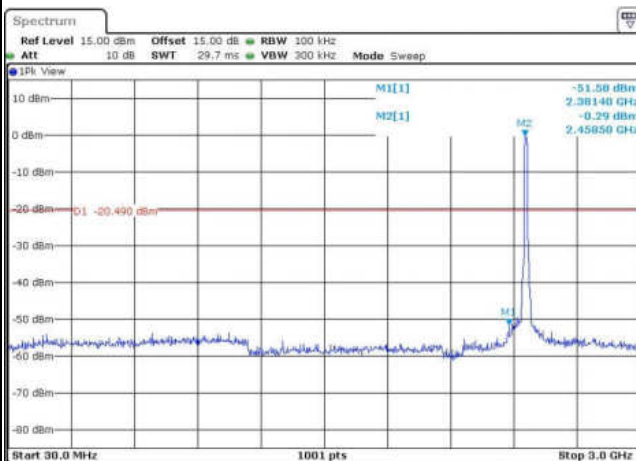
Date: 26 FEB 2018 07:44:12

High Channel Plot



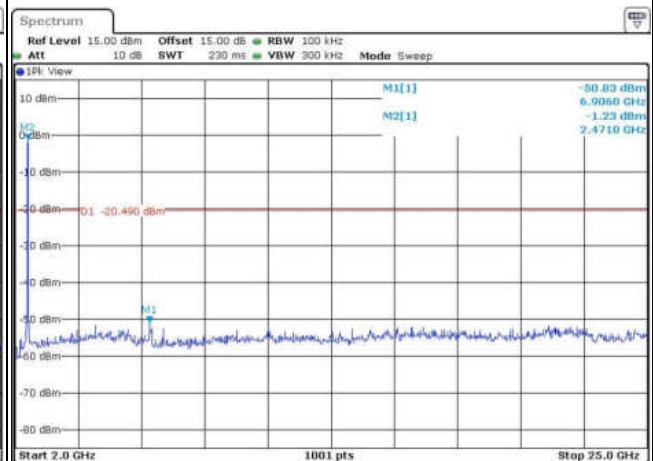
Date: 26 FEB 2018 07:44:29

Spurious Emission 30MHz~3GHz



Date: 26 FEB 2018 07:45:13

Spurious Emission 2GHz~25GHz



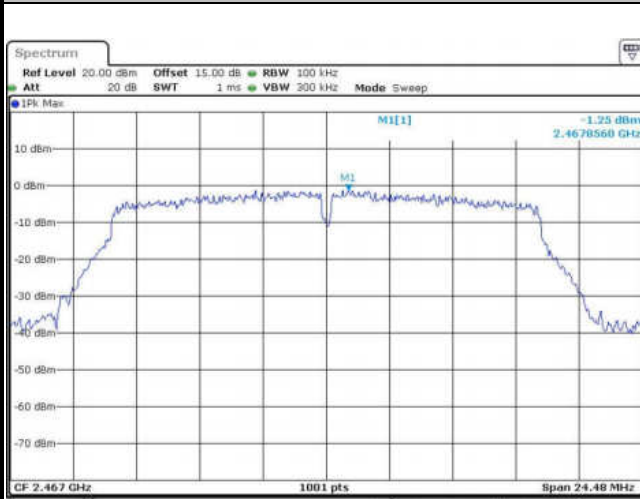
Date: 26 FEB 2018 07:45:21



| | | | |
|----------------|-------------|---------------------|-----------|
| Test Mode : | 802.11g | Temperature : | 24~26°C |
| Test Band : | 2.4GHz High | Relative Humidity : | 50~53% |
| Test Channel : | 12 | Test Engineer : | Rain Wang |

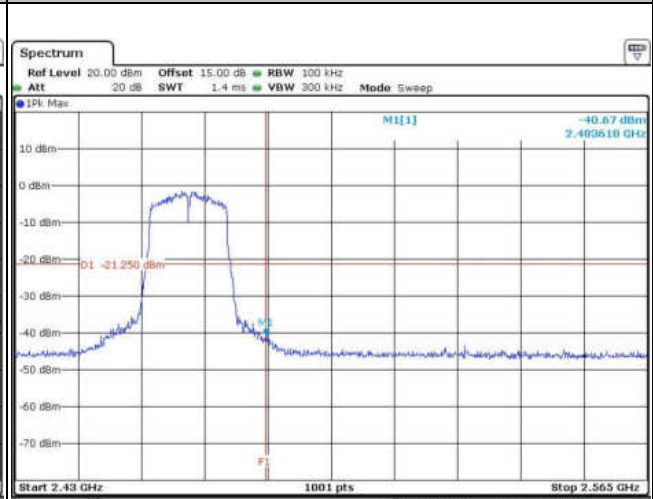
WLAN 802.11g Channel 12

100kHz PSD reference Level



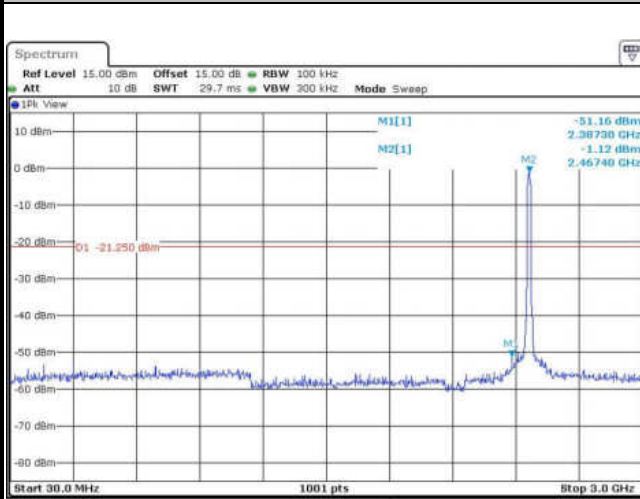
Date: 26 FEB 2018 08:29:01

High Channel Plot



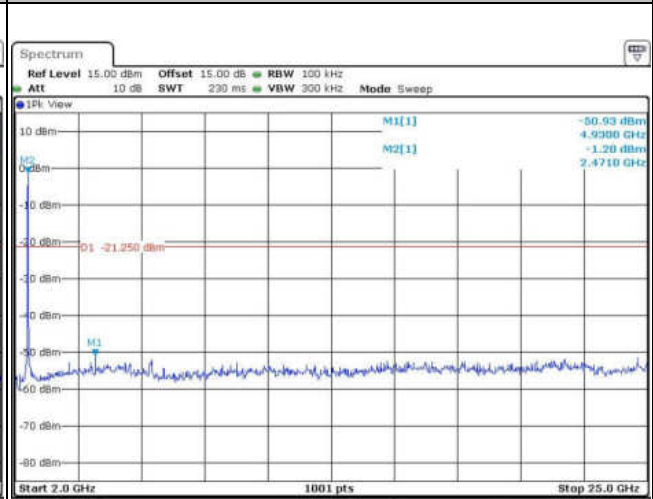
Date: 13 MAR 2018 10:14:52

Spurious Emission 30MHz~3GHz



Date: 26 FEB 2018 08:29:16

Spurious Emission 2GHz~25GHz



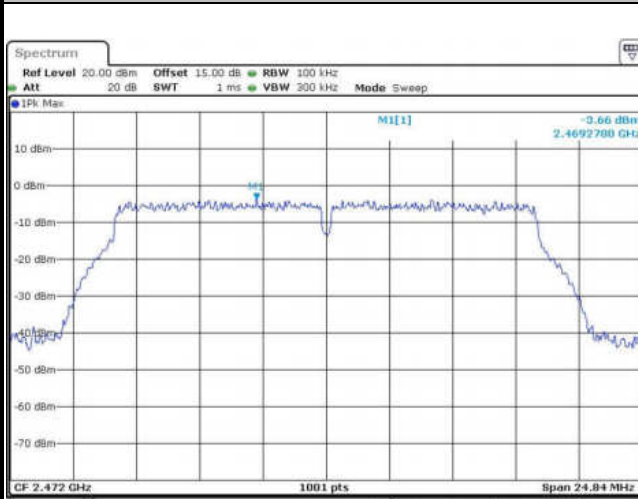
Date: 26 FEB 2018 08:29:24



| | | | |
|----------------|-------------|---------------------|-----------|
| Test Mode : | 802.11g | Temperature : | 24~26°C |
| Test Band : | 2.4GHz High | Relative Humidity : | 50~53% |
| Test Channel : | 13 | Test Engineer : | Rain Wang |

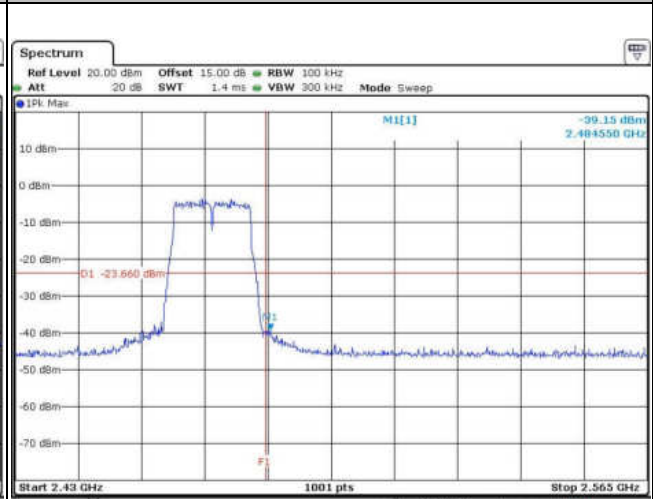
WLAN 802.11g Channel 13

100kHz PSD reference Level



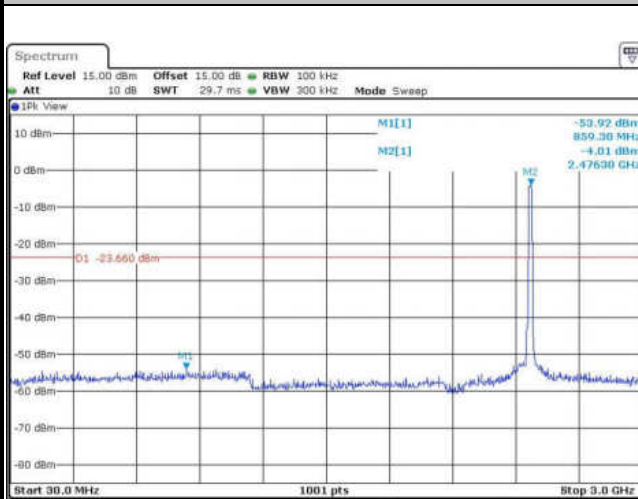
Date: 26 FEB 2018 08:32:54

High Channel Plot



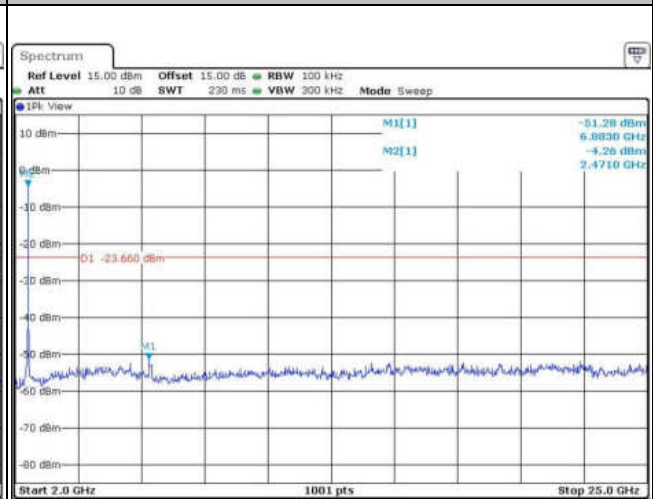
Date: 13 MAR 2018 10:18:27

Spurious Emission 30MHz~3GHz



Date: 26 FEB 2018 08:33:07

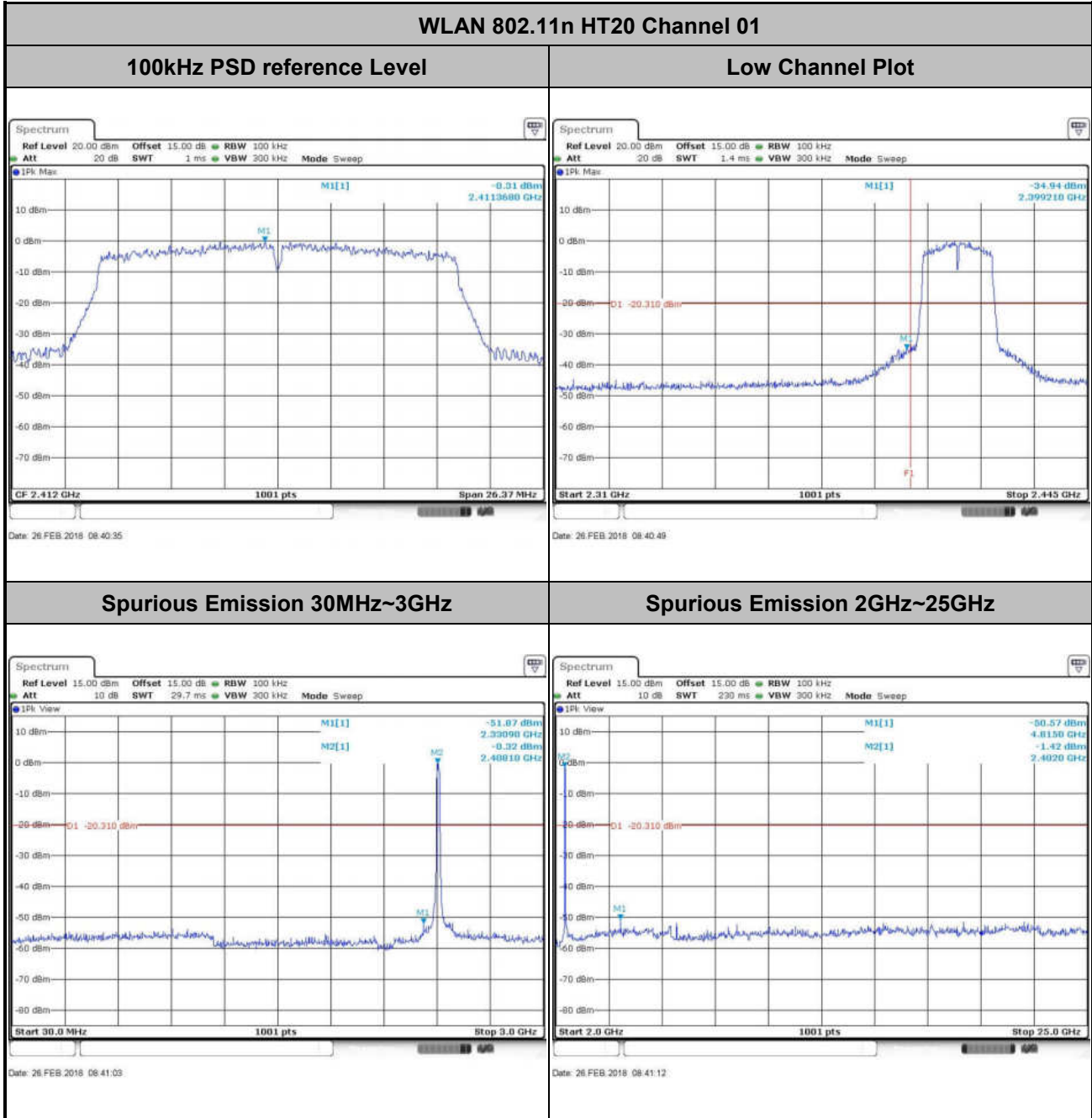
Spurious Emission 2GHz~25GHz



Date: 26 FEB 2018 08:33:15



| | | | |
|----------------|--------------|---------------------|-----------|
| Test Mode : | 802.11n HT20 | Temperature : | 24~26°C |
| Test Band : | 2.4GHz Low | Relative Humidity : | 50~53% |
| Test Channel : | 01 | Test Engineer : | Rain Wang |

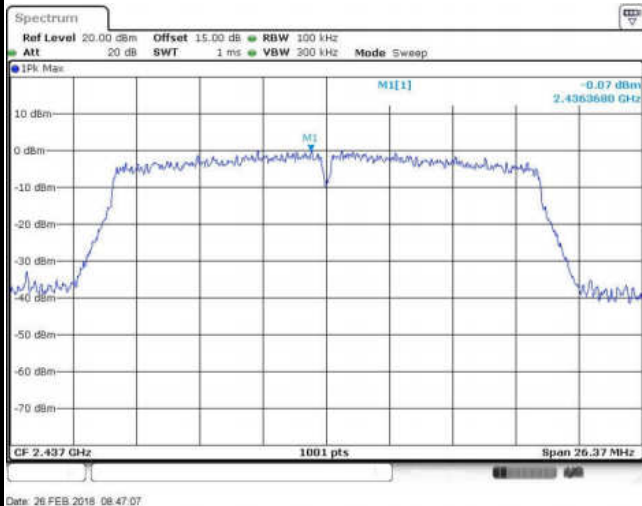




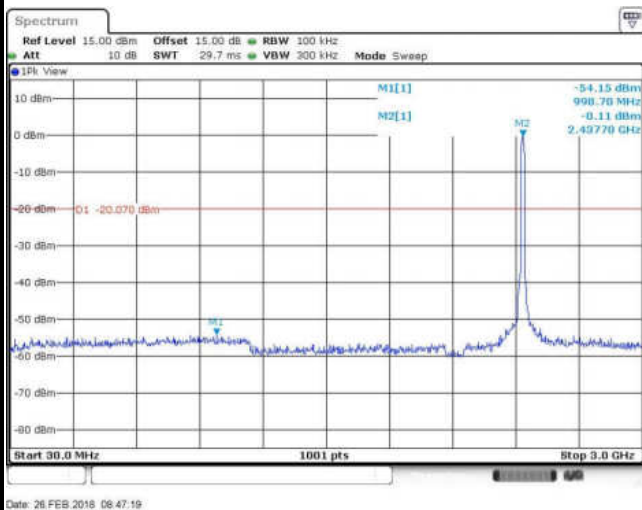
| | | | |
|----------------|--------------|---------------------|-----------|
| Test Mode : | 802.11n HT20 | Temperature : | 24~26°C |
| Test Band : | 2.4GHz Mid | Relative Humidity : | 50~53% |
| Test Channel : | 06 | Test Engineer : | Rain Wang |

WLAN 802.11n HT20 Channel 06

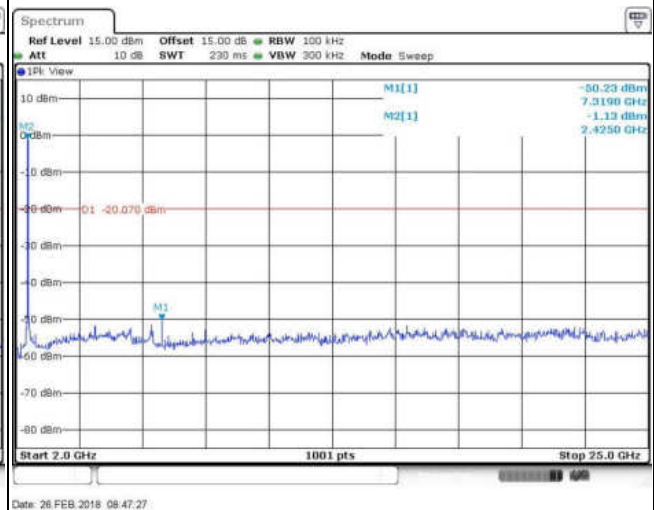
100kHz PSD reference Level



Spurious Emission 30MHz~3GHz



Spurious Emission 2GHz~25GHz

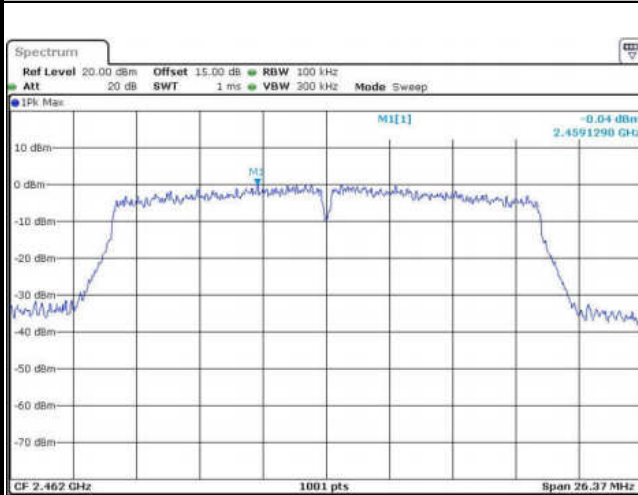




| | | | |
|----------------|--------------|---------------------|-----------|
| Test Mode : | 802.11n HT20 | Temperature : | 24~26°C |
| Test Band : | 2.4GHz High | Relative Humidity : | 50~53% |
| Test Channel : | 11 | Test Engineer : | Rain Wang |

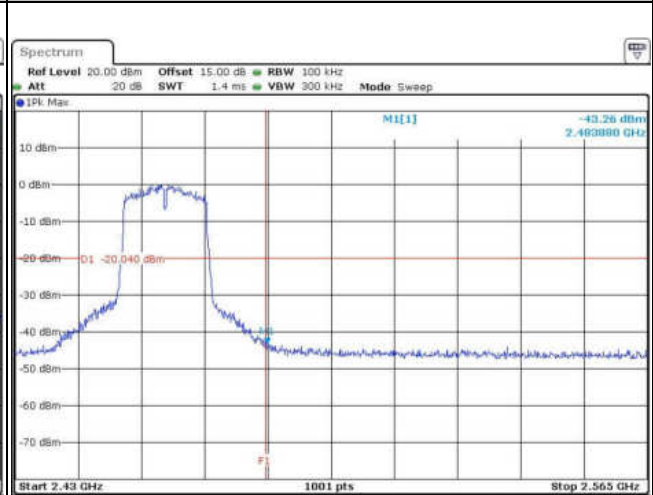
WLAN 802.11n HT20 Channel 11

100kHz PSD reference Level



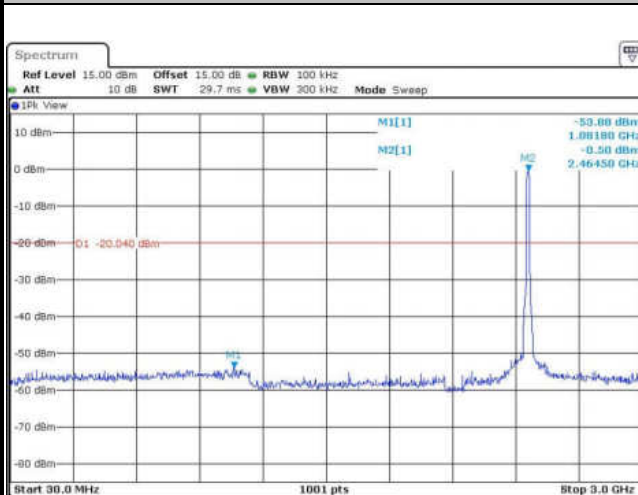
Date: 26 FEB 2018 08:54:04

High Channel Plot



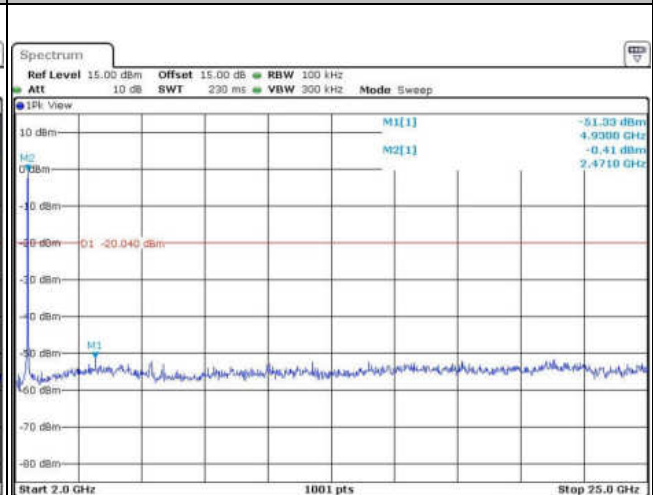
Date: 26 FEB 2018 08:54:33

Spurious Emission 30MHz~3GHz



Date: 26 FEB 2018 08:54:53

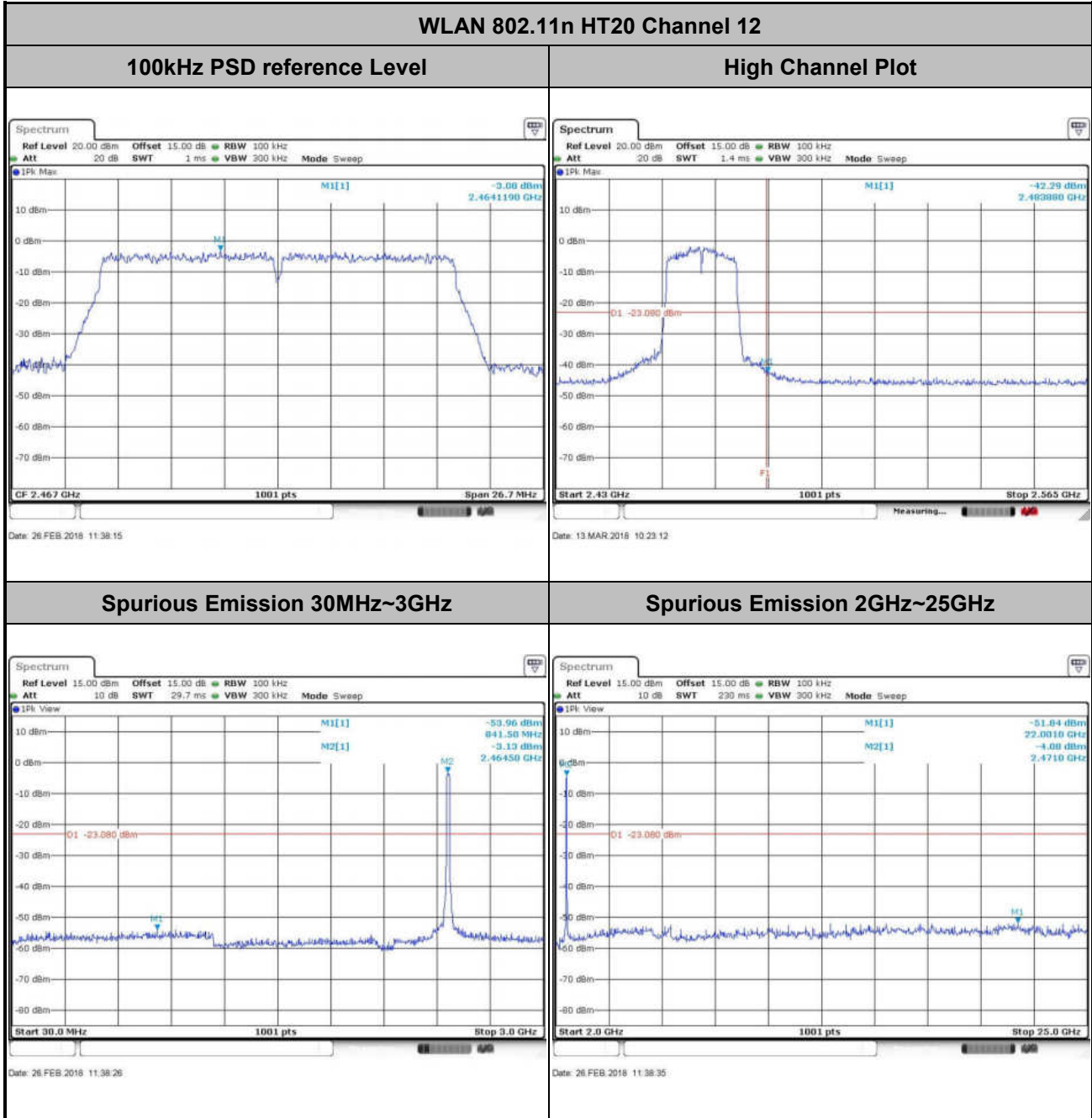
Spurious Emission 2GHz~25GHz



Date: 26 FEB 2018 08:55:01



| | | | |
|----------------|--------------|---------------------|-----------|
| Test Mode : | 802.11n HT20 | Temperature : | 24~26°C |
| Test Band : | 2.4GHz High | Relative Humidity : | 50~53% |
| Test Channel : | 12 | Test Engineer : | Rain Wang |

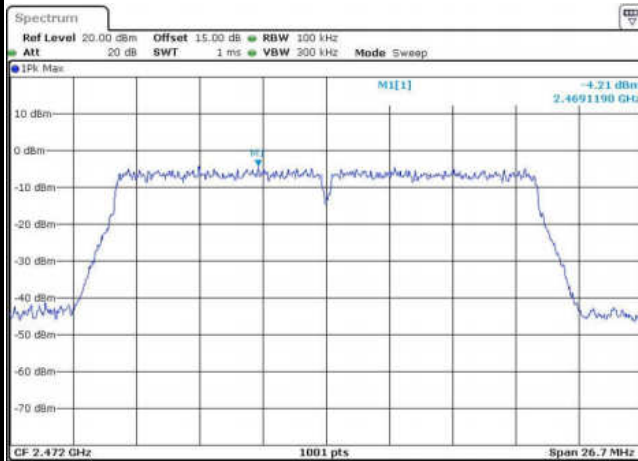




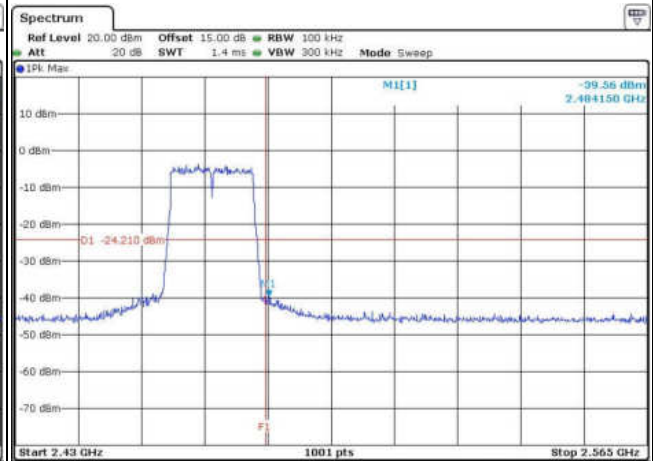
| | | | |
|----------------|--------------|---------------------|-----------|
| Test Mode : | 802.11n HT20 | Temperature : | 24~26°C |
| Test Band : | 2.4GHz High | Relative Humidity : | 50~53% |
| Test Channel : | 13 | Test Engineer : | Rain Wang |

WLAN 802.11n HT20 Channel 13

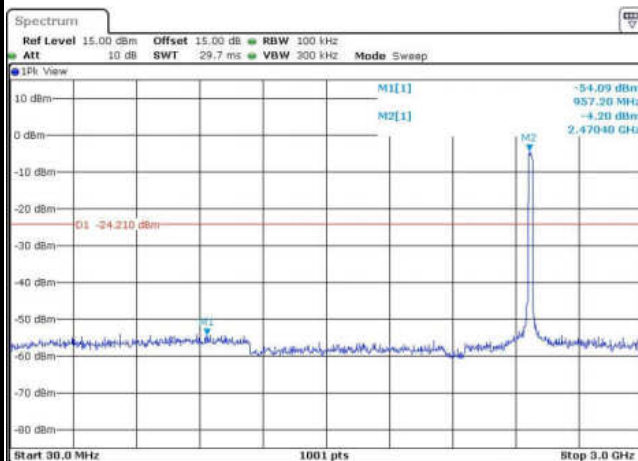
100kHz PSD reference Level



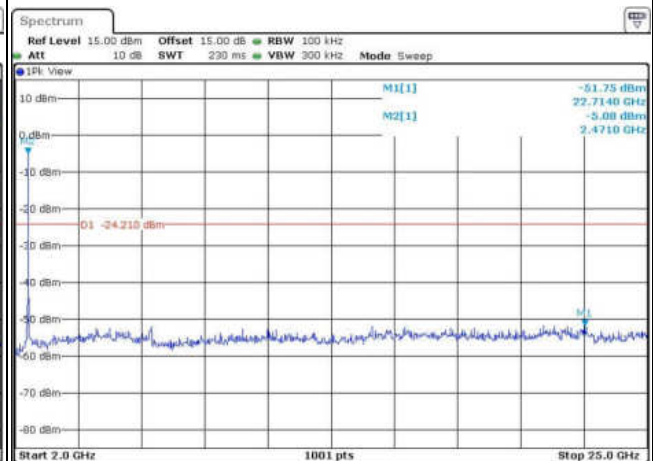
High Channel Plot



Spurious Emission 30MHz~3GHz



Spurious Emission 2GHz~25GHz





3.5 Radiated Band Edges and Spurious Emission Measurement

3.5.1 Limit of Radiated band edge and Spurious Emission Measurement

In any 100 kHz bandwidth outside the intentional radiator frequency band, all harmonics/spurious must be at least 20 dB below the highest emission level within the authorized band. If the output power of this device was measured by spectrum analyzer, the attenuation under this paragraph shall be 30 dB instead of 20 dB. In addition, radiated emissions which fall in the restricted bands must also comply with the limits as below.

| Frequency (MHz) | Field Strength (microvolts/meter) | Measurement Distance (meters) |
|-----------------|-----------------------------------|-------------------------------|
| 0.009 – 0.490 | 2400/F(kHz) | 300 |
| 0.490 – 1.705 | 24000/F(kHz) | 30 |
| 1.705 – 30.0 | 30 | 30 |
| 30 – 88 | 100 | 3 |
| 88 – 216 | 150 | 3 |
| 216 - 960 | 200 | 3 |
| Above 960 | 500 | 3 |

3.5.2 Measuring Instruments

The measuring equipment is listed in the section 4 of this test report.

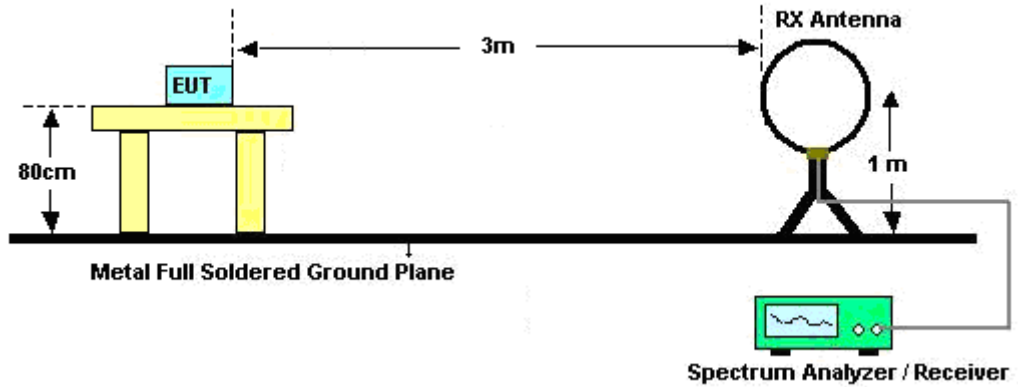


3.5.3 Test Procedures

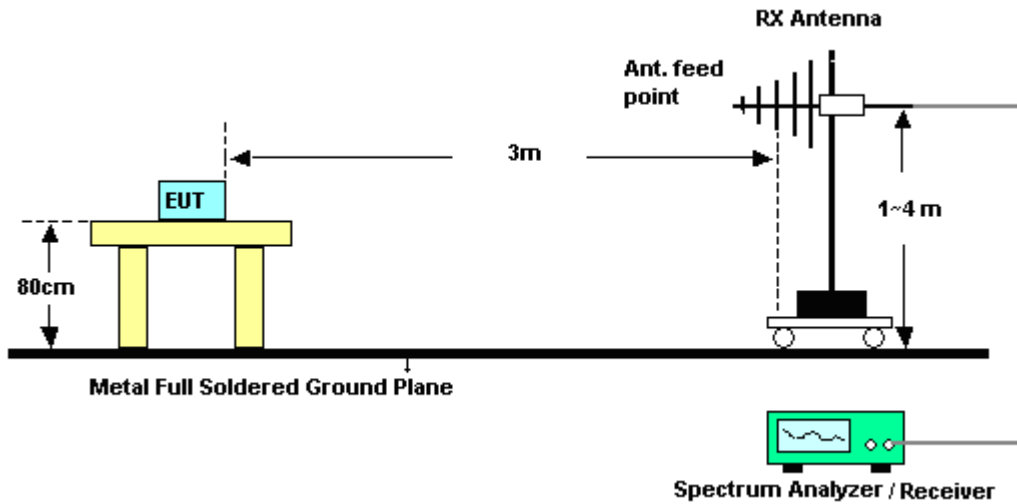
1. The testing follows FCC KDB Publication No. 558074 D01 DTS Meas. Guidance v04.
2. The EUT was arranged to its worst case and then tune the antenna tower (from 1 m to 4 m) and turntable (from 0 degree to 360 degrees) to find the maximum reading. A pre-amp and a high pass filter are used for the test in order to get better signal level.
3. The EUT was placed on a turntable with 0.8 meter for frequency below 1GHz and 1.5 meter for frequency above 1GHz respectively above ground.
4. The EUT was set 3 meters from the interference receiving antenna, which was mounted on the top of a variable height antenna tower.
5. Corrected Reading: Antenna Factor + Cable Loss + Read Level - Preamp Factor = Level
6. For measurement below 1GHz, If the emission level of the EUT measured by the peak detector is 3 dB lower than the applicable limit, the peak emission level will be reported. Otherwise, the emission measurement will be repeated using the quasi-peak detector and reported.
7. Use the following spectrum analyzer settings:
 - (1) Span shall wide enough to fully capture the emission being measured;
 - (2) Set RBW=100 kHz for $f < 1$ GHz; VBW \geq RBW; Sweep = auto; Detector function = peak; Trace = max hold;
 - (3) Set RBW = 1 MHz, VBW= 3MHz for $f \geq 1$ GHz for peak measurement.
For average measurement:
 - VBW = 10 Hz, when duty cycle is no less than 98 percent.
 - VBW $\geq 1/T$, when duty cycle is less than 98 percent where T is the minimum transmission duration over which the transmitter is on and is transmitting at its maximum power control level for the tested mode of operation.

3.5.4 Test Setup

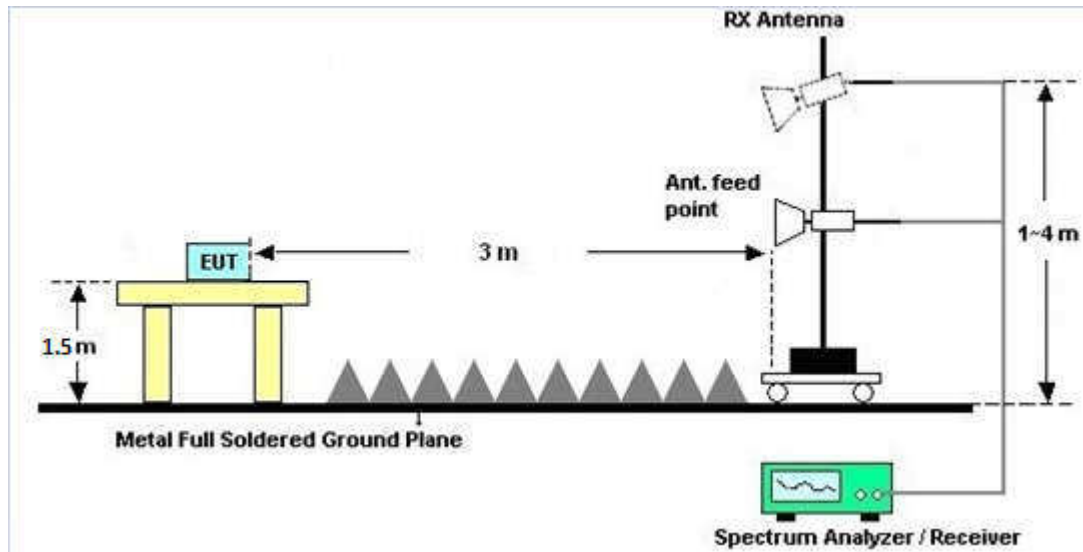
For radiated emissions below 30MHz



For radiated emissions from 30MHz to 1GHz



For radiated emissions above 1GHz



3.5.5 Test Results of Radiated Spurious Emissions (9kHz ~ 30MHz)

The low frequency, which started from 9 kHz to 30MHz, was pre-scanned and the result which was 20dB lower than the limit line was not reported.

3.5.6 Test Result of Radiated Spurious at Band Edges

Please refer to Appendix B and C.

3.5.7 Duty Cycle

Please refer to Appendix D.

3.5.8 Test Result of Radiated Spurious Emission (30MHz ~ 10th Harmonic)

Please refer to Appendix B and C.



3.6 AC Conducted Emission Measurement

3.6.1 Limit of AC Conducted Emission

For equipment that is designed to be connected to the public utility (AC) power line, the radio frequency voltage that is conducted back onto the AC power line on any frequency or frequencies within the band 150 kHz to 30 MHz shall not exceed the limits in the following table.

| Frequency of Emission (MHz) | Conducted Limit (dBµV) | |
|--------------------------------|------------------------|-----------|
| | Quasi-Peak | Average |
| 0.15-0.5 | 66 to 56* | 56 to 46* |
| 0.5-5 | 56 | 46 |
| 5-30 | 60 | 50 |

*Decreases with the logarithm of the frequency.

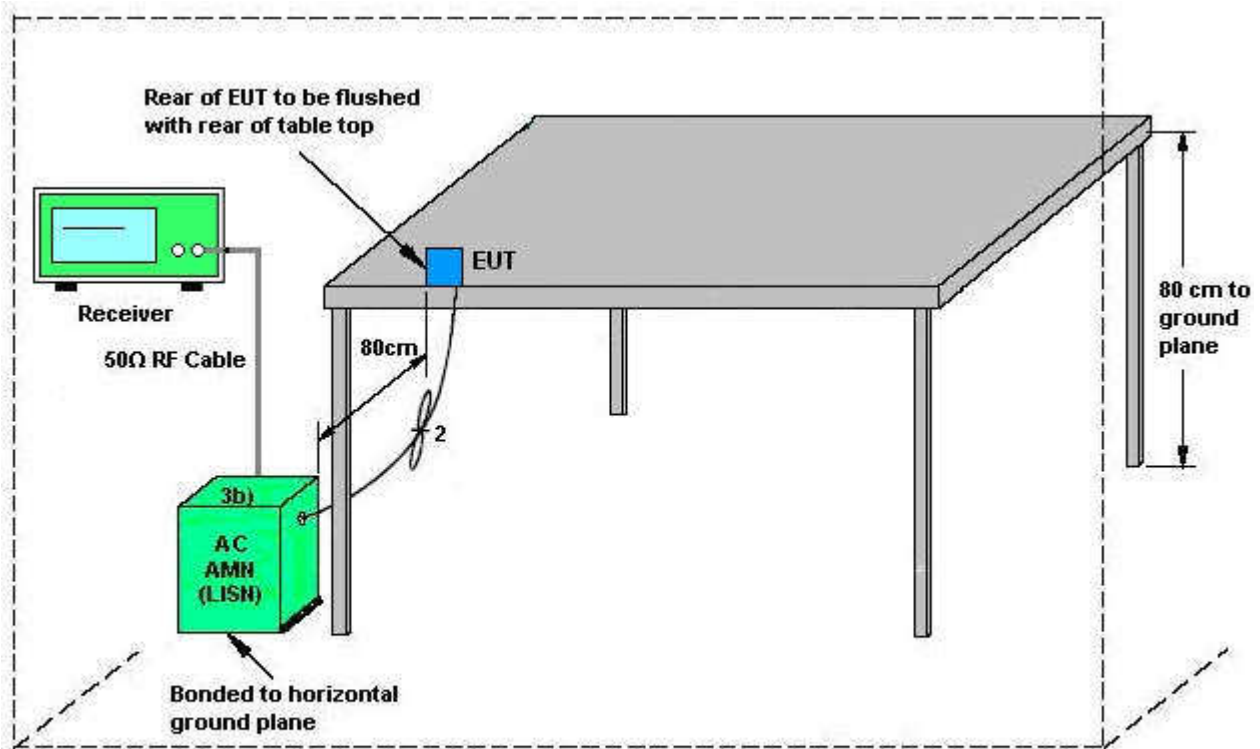
3.6.2 Measuring Instruments

The measuring equipment is listed in the section 4 of this test report.

3.6.3 Test Procedures

1. The EUT was placed 0.4 meter from the conducting wall of the shielding room, and it was kept at least 80 centimeters from any other grounded conducting surface.
2. Connect EUT to the power mains through a line impedance stabilization network (LISN).
3. All the support units are connecting to the other LISN.
4. The LISN provides 50 ohm coupling impedance for the measuring instrument.
5. The FCC states that a 50 ohm, 50 microhenry LISN should be used.
6. Both sides of AC line were checked for maximum conducted interference.
7. The frequency range from 150 kHz to 30 MHz was searched.
8. Set the test-receiver system to Peak Detect Function and specified bandwidth (IF bandwidth = 9kHz) with Maximum Hold Mode.

3.6.4 Test Setup

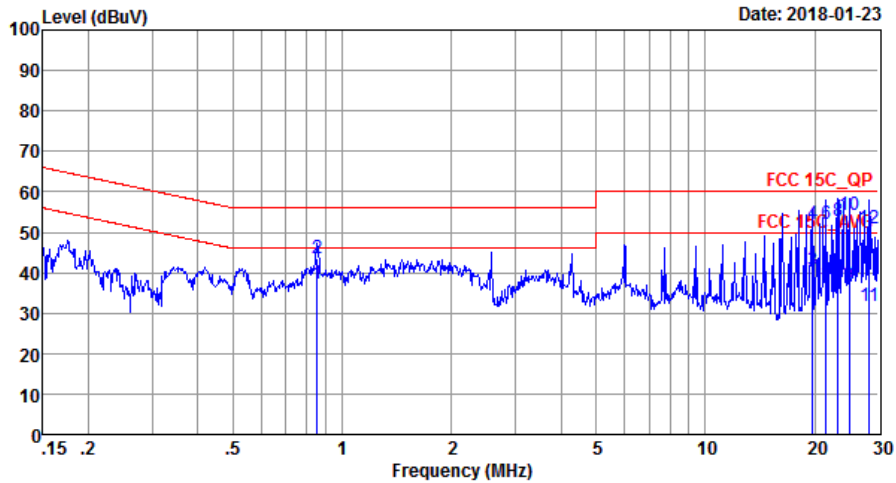


AMN = Artificial mains network (LISN)
AE = Associated equipment
EUT = Equipment under test
ISN = Impedance stabilization network



3.6.5 Test Result of AC Conducted Emission

| | | | |
|-----------------|---|---------------------|---------|
| Test Mode : | Mode 1 | Temperature : | 22~25°C |
| Test Engineer : | Peng wang | Relative Humidity : | 50~55% |
| Test Voltage : | 120Vac / 60Hz | Phase : | Line |
| Function Type : | Bluetooth Link + WLAN (2.4G) Link + Play MPEG4 from MicroSD card + USB Cable (Charging from Adapter AP-16) + MicroSD card | | |

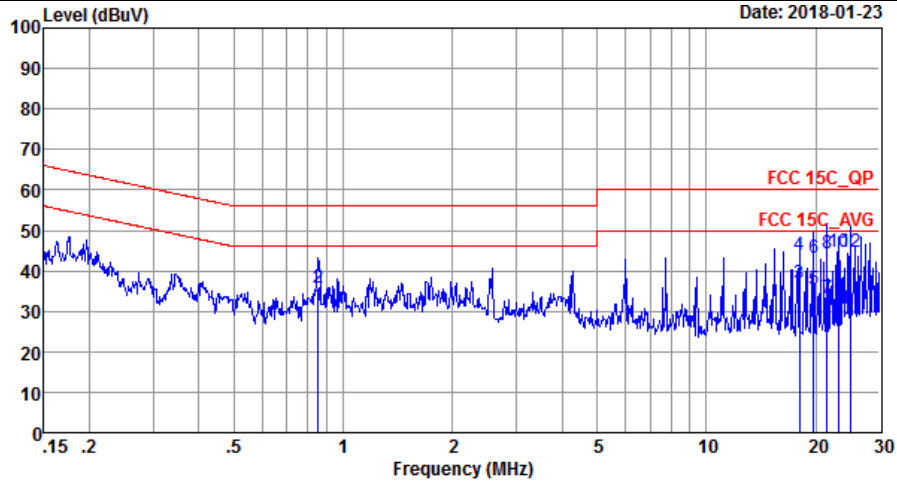


Site : C001-SZ
 Condition: FCC 15C_QP LISN_20170907_L LINE

| | Freq | Level | Over Limit | Limit Line | Read Level | LISN Factor | Cable Loss | Remark |
|------|-------|-------|------------|------------|------------|-------------|------------|---------|
| | MHz | dBuV | dB | dBuV | dBuV | dB | dB | |
| 1 | 0.85 | 37.13 | -8.87 | 46.00 | 26.99 | 0.05 | 10.09 | Average |
| 2 | 0.85 | 43.63 | -12.37 | 56.00 | 33.49 | 0.05 | 10.09 | QP |
| 3 | 19.74 | 40.42 | -9.58 | 50.00 | 28.81 | 1.26 | 10.35 | Average |
| 4 | 19.74 | 52.12 | -7.88 | 60.00 | 40.51 | 1.26 | 10.35 | QP |
| 5 | 21.49 | 37.90 | -12.10 | 50.00 | 26.20 | 1.33 | 10.37 | Average |
| 6 | 21.49 | 52.00 | -8.00 | 60.00 | 40.30 | 1.33 | 10.37 | QP |
| 7 | 23.14 | 37.54 | -12.46 | 50.00 | 25.80 | 1.35 | 10.39 | Average |
| 8 | 23.14 | 52.94 | -7.06 | 60.00 | 41.20 | 1.35 | 10.39 | QP |
| 9 | 24.92 | 36.98 | -13.02 | 50.00 | 25.21 | 1.36 | 10.41 | Average |
| 10 * | 24.92 | 54.18 | -5.82 | 60.00 | 42.41 | 1.36 | 10.41 | QP |
| 11 | 28.30 | 31.85 | -18.15 | 50.00 | 19.99 | 1.40 | 10.46 | Average |
| 12 | 28.30 | 50.75 | -9.25 | 60.00 | 38.89 | 1.40 | 10.46 | QP |



| | | | |
|-----------------|---|---------------------|---------|
| Test Mode : | Mode 1 | Temperature : | 22~25°C |
| Test Engineer : | Peng wang | Relative Humidity : | 50~55% |
| Test Voltage : | 120Vac / 60Hz | Phase : | Neutral |
| Function Type : | Bluetooth Link + WLAN (2.4G) Link + Play MPEG4 from MicroSD card + USB Cable (Charging from Adapter AP-16) + MicroSD card | | |



Site : CO01-SZ
 Condition: FCC 15C QP LISN_20170907_N NEUTRAL

| | Freq | Level | Over Limit | Limit Line | Read Level | LISN Factor | Cable Loss | Remark |
|-----|-------|-------|------------|------------|------------|-------------|------------|---------|
| | | | dB | dBuV | dBuV | dB | dB | |
| 1 | 0.85 | 31.42 | -14.58 | 46.00 | 21.29 | 0.04 | 10.09 | Average |
| 2 | 0.85 | 35.92 | -20.08 | 56.00 | 25.79 | 0.04 | 10.09 | QP |
| 3 * | 18.04 | 36.86 | -13.14 | 50.00 | 26.00 | 0.49 | 10.37 | Average |
| 4 | 18.04 | 43.76 | -16.24 | 60.00 | 32.90 | 0.49 | 10.37 | QP |
| 5 | 19.74 | 35.42 | -14.58 | 50.00 | 24.50 | 0.57 | 10.35 | Average |
| 6 | 19.74 | 43.22 | -16.78 | 60.00 | 32.30 | 0.57 | 10.35 | QP |
| 7 | 21.49 | 33.28 | -16.72 | 50.00 | 22.19 | 0.72 | 10.37 | Average |
| 8 | 21.49 | 44.18 | -15.82 | 60.00 | 33.09 | 0.72 | 10.37 | QP |
| 9 | 23.14 | 32.84 | -17.16 | 50.00 | 21.60 | 0.85 | 10.39 | Average |
| 10 | 23.14 | 44.64 | -15.36 | 60.00 | 33.40 | 0.85 | 10.39 | QP |
| 11 | 24.92 | 30.70 | -19.30 | 50.00 | 19.30 | 0.99 | 10.41 | Average |
| 12 | 24.92 | 44.70 | -15.30 | 60.00 | 33.30 | 0.99 | 10.41 | QP |



3.7 Antenna Requirements

3.7.1 Standard Applicable

If directional gain of transmitting antennas is greater than 6dBi, the power shall be reduced by the same level in dB comparing to gain minus 6dBi. The use of a permanently attached antenna or of an antenna that uses a unique coupling to the intentional radiator shall be considered sufficient to comply with the rule.

3.7.2 Antenna Anti-Replacement Construction

An embedded-in antenna design is used.

3.7.3 Antenna Gain

The antenna peak gain of EUT is less than 6 dBi. Therefore, it is not necessary to reduce maximum peak output power limit.



4 List of Measuring Equipment

| Instrument | Manufacturer | Model No. | Serial No. | Characteristics | Calibration Date | Test Date | Due Date | Remark |
|-----------------------------------|----------------------|------------------------------|--------------|-----------------|------------------|---------------------------------|---------------|-----------------------|
| Spectrum Analyzer | R&S | FSV40 | 101078 | 9kHz~40GHz | Apr. 20, 2017 | Feb. 26, 2018~ Mar. 13, 2018 | Apr. 19, 2018 | Conducted (TH01-SZ) |
| Pulse Power Sensor | Anritsu | MA2411B | 1207253 | 30MHz~40GHz | Dec. 26, 2017 | Feb. 26, 2018~ Mar. 13, 2018 | Dec. 25, 2018 | Conducted (TH01-SZ) |
| Power Meter | Anritsu | ML2495A | 1218010 | 50MHz Bandwidth | Dec. 26, 2017 | Feb. 26, 2018~ Mar. 13, 2018 | Dec. 25, 2018 | Conducted (TH01-SZ) |
| EMI Test Receiver | R&S | ESR7 | 101404 | 9kHz~7GHz | Apr. 20, 2017 | Mar. 08, 2018 | Apr. 19, 2018 | Radiation (03CH04-SZ) |
| EXA Spectrum Analyzer | KEYSIGHT | N9010A | MY55150213 | 10Hz~44GHz | Apr. 20, 2017 | Mar. 08, 2018 | Apr. 19, 2018 | Radiation (03CH04-SZ) |
| Loop Antenna | R&S | HFH2-Z2 | 100354 | 9kHz~30MHz | May 14, 2017 | Mar. 08, 2018 | May 13, 2018 | Radiation (03CH04-SZ) |
| Bilog Antenna | TeseQ | CBL6111D | 41909 | 30MHz~1GHz | May 16, 2017 | Mar. 08, 2018 | May 15, 2018 | Radiation (03CH04-SZ) |
| Double Ridge Horn Antenna | SCHWARZBECK | BBHA9120D | 9120D-1285 | 1GHz~18GHz | Dec. 13, 2017 | Mar. 08, 2018 | Dec. 12, 2018 | Radiation (03CH04-SZ) |
| Horn Antenna | SCHWARZBECK | BBHA9170 | 9170#679 | 15GHz~40GHz | May 17, 2017 | Mar. 08, 2018 | May 16, 2018 | Radiation (03CH04-SZ) |
| Amplifier | Burgeon | BPA-530 | 102211 | 0.01Hz~3000MHz | Oct.19, 2017 | Mar. 08, 2018 | Oct 18, 2018 | Radiation (03CH04-SZ) |
| HF Amplifier | MITEQ | AMF-7D-0010 1800-30-10P-R | 1989346 | 1GHz~18GHz | Jul. 27, 2017 | Mar. 08, 2018 | Jul. 26, 2018 | Radiation (03CH04-SZ) |
| HF Amplifier | MITEQ | TTA1840-35-HG | 1988315 | 18GHz~40GHz | Jul.27, 2017 | Mar. 08, 2018 | Jul.26, 2018 | Radiation (03CH04-SZ) |
| Amplifier | Agilent Technologies | 83017A | MY53270156 | 500MHz~26.5GHz | Apr. 20, 2017 | Mar. 08, 2018 | Apr. 19, 2018 | Radiation (03CH04-SZ) |
| AC Power Source | Chroma | 61601 | N/A | N/A | NCR | Mar. 08, 2018 | NCR | Radiation (03CH04-SZ) |
| Turn Table | EM | EM1000 | N/A | 0~360 degree | NCR | Mar. 08, 2018 | NCR | Radiation (03CH04-SZ) |
| Antenna Mast | EM | EM1000 | N/A | 1 m~4 m | NCR | Mar. 08, 2018 | NCR | Radiation (03CH04-SZ) |
| EMI Receiver | R&S | ESR7 | 101630 | 9kHz~7GHz; | Dec. 26, 2017 | Jan. 23, 2018 | Dec. 25, 2018 | Conduction (CO01-SZ) |
| AC LISN | EMCO | 3816/2SH | 00103912 | 9kHz~30MHz | Dec. 26, 2017 | Jan. 23, 2018 | Dec. 25, 2018 | Conduction (CO01-SZ) |
| AC LISN (for auxiliary equipment) | MessTec | 3816/2SH | 00103892 | 9kHz~30MHz | Nov. 01, 2017 | Jan. 23, 2018 | Oct. 31, 2018 | Conduction (CO01-SZ) |
| AC Power Source | Chroma | 61602 | 616020000891 | 100Vac~250Vac | Jul. 19, 2017 | Jan. 23, 2018 | Jul. 18, 2018 | Conduction (CO01-SZ) |

NCR: No Calibration Required



5 Uncertainty of Evaluation

Uncertainty of Conducted Emission Measurement (150kHz ~ 30MHz)

| | |
|---|-------|
| Measuring Uncertainty for a Level of Confidence of 95% ($U = 2Uc(y)$) | 2.6dB |
|---|-------|

Uncertainty of Radiated Emission Measurement (30 MHz ~ 1000 MHz)

| | |
|---|-------|
| Measuring Uncertainty for a Level of Confidence of 95% ($U = 2Uc(y)$) | 5.1dB |
|---|-------|

Uncertainty of Radiated Emission Measurement (1GHz ~ 18GHz)

| | |
|---|-------|
| Measuring Uncertainty for a Level of Confidence of 95% ($U = 2Uc(y)$) | 4.8dB |
|---|-------|

Uncertainty of Radiated Emission Measurement (18GHz ~ 40GHz)

| | |
|---|-------|
| Measuring Uncertainty for a Level of Confidence of 95% ($U = 2Uc(y)$) | 5.1dB |
|---|-------|



Appendix A. Conducted Test Results

A1 - DTS Part

| | | | | |
|----------------|-----------------------|--------------------|-------|----|
| Test Engineer: | Rain Wang | Temperature: | 24~26 | °C |
| Test Date: | 2018/2/26 ~ 2018/3/13 | Relative Humidity: | 50~53 | % |

TEST RESULTS DATA
6dB and 99% Occupied Bandwidth

| 2.4GHz Band | | | | | | | | |
|-------------|-----------|-----------------|-----|-------------|-----------------------|--------------|--------------------|-----------|
| Mod. | Data Rate | N _{TX} | CH. | Freq. (MHz) | 99% Occupied BW (MHz) | 6dB BW (MHz) | 6dB BW Limit (MHz) | Pass/Fail |
| 11b | 1Mbps | 1 | 1 | 2412 | 12.39 | 9.09 | 0.50 | Pass |
| 11b | 1Mbps | 1 | 6 | 2437 | 12.39 | 9.11 | 0.50 | Pass |
| 11b | 1Mbps | 1 | 11 | 2462 | 12.39 | 9.11 | 0.50 | Pass |
| 11b | 1Mbps | 1 | 12 | 2467 | 12.39 | 10.03 | 0.50 | Pass |
| 11b | 1Mbps | 1 | 13 | 2472 | 12.39 | 9.11 | 0.50 | Pass |
| 11g | 6Mbps | 1 | 1 | 2412 | 17.93 | 16.34 | 0.50 | Pass |
| 11g | 6Mbps | 1 | 6 | 2437 | 17.88 | 16.34 | 0.50 | Pass |
| 11g | 6Mbps | 1 | 11 | 2462 | 17.88 | 16.34 | 0.50 | Pass |
| 11g | 6Mbps | 1 | 12 | 2467 | 17.83 | 16.32 | 0.50 | Pass |
| 11g | 6Mbps | 1 | 13 | 2472 | 18.23 | 16.56 | 0.50 | Pass |
| HT20 | MCS0 | 1 | 1 | 2412 | 18.03 | 17.58 | 0.50 | Pass |
| HT20 | MCS0 | 1 | 6 | 2437 | 18.03 | 17.58 | 0.50 | Pass |
| HT20 | MCS0 | 1 | 11 | 2462 | 18.08 | 17.58 | 0.50 | Pass |
| HT20 | MCS0 | 1 | 12 | 2467 | 18.33 | 17.80 | 0.50 | Pass |
| HT20 | MCS0 | 1 | 13 | 2472 | 18.28 | 17.80 | 0.50 | Pass |

TEST RESULTS DATA
Peak Power Table

| 2.4GHz Band | | | | | | | | | | |
|-------------|-----------|-----------------|-----|-------------|----------------------------|-----------------------------|----------|------------------|------------------------|------------|
| Mod. | Data Rate | N _{TX} | CH. | Freq. (MHz) | Peak Conducted Power (dBm) | Conducted Power Limit (dBm) | DG (dBi) | EIRP Power (dBm) | EIRP Power Limit (dBm) | Pass /Fail |
| 11b | 1Mbps | 1 | 1 | 2412 | 17.01 | 30.00 | -0.10 | 16.91 | 36.00 | Pass |
| 11b | 1Mbps | 1 | 6 | 2437 | 17.11 | 30.00 | -0.10 | 17.01 | 36.00 | Pass |
| 11b | 1Mbps | 1 | 11 | 2462 | 17.18 | 30.00 | -0.10 | 17.08 | 36.00 | Pass |
| 11b | 1Mbps | 1 | 12 | 2467 | 17.05 | 30.00 | -0.10 | 16.95 | 36.00 | Pass |
| 11b | 1Mbps | 1 | 13 | 2472 | 17.16 | 30.00 | -0.10 | 17.06 | 36.00 | Pass |
| 11g | 6Mbps | 1 | 1 | 2412 | 22.71 | 30.00 | -0.10 | 22.61 | 36.00 | Pass |
| 11g | 6Mbps | 1 | 6 | 2437 | 22.74 | 30.00 | -0.10 | 22.64 | 36.00 | Pass |
| 11g | 6Mbps | 1 | 11 | 2462 | 22.84 | 30.00 | -0.10 | 22.74 | 36.00 | Pass |
| 11g | 6Mbps | 1 | 12 | 2467 | 21.73 | 30.00 | -0.10 | 21.63 | 36.00 | Pass |
| 11g | 6Mbps | 1 | 13 | 2472 | 19.86 | 30.00 | -0.10 | 19.76 | 36.00 | Pass |
| HT20 | MCS0 | 1 | 1 | 2412 | 22.74 | 30.00 | -0.10 | 22.64 | 36.00 | Pass |
| HT20 | MCS0 | 1 | 6 | 2437 | 22.75 | 30.00 | -0.10 | 22.65 | 36.00 | Pass |
| HT20 | MCS0 | 1 | 11 | 2462 | 22.84 | 30.00 | -0.10 | 22.74 | 36.00 | Pass |
| HT20 | MCS0 | 1 | 12 | 2467 | 21.23 | 30.00 | -0.10 | 21.13 | 36.00 | Pass |
| HT20 | MCS0 | 1 | 13 | 2472 | 19.77 | 30.00 | -0.10 | 19.67 | 36.00 | Pass |

TEST RESULTS DATA
Average Power Table
(Reporting Only)

| 2.4GHz Band | | | | | | |
|-------------|-----------|-----------------|-----|-------------|------------------|-------------------------------|
| Mod. | Data Rate | N _{TX} | CH. | Freq. (MHz) | Duty Factor (dB) | Average Conducted Power (dBm) |
| 11b | 1Mbps | 1 | 1 | 2412 | 0.09 | 13.94 |
| 11b | 1Mbps | 1 | 6 | 2437 | 0.09 | 14.02 |
| 11b | 1Mbps | 1 | 11 | 2462 | 0.09 | 14.06 |
| 11b | 1Mbps | 1 | 12 | 2467 | 0.09 | 13.92 |
| 11b | 1Mbps | 1 | 13 | 2472 | 0.09 | 14.03 |
| 11g | 6Mbps | 1 | 1 | 2412 | 0.51 | 13.93 |
| 11g | 6Mbps | 1 | 6 | 2437 | 0.51 | 13.97 |
| 11g | 6Mbps | 1 | 11 | 2462 | 0.51 | 14.04 |
| 11g | 6Mbps | 1 | 12 | 2467 | 0.51 | 12.95 |
| 11g | 6Mbps | 1 | 13 | 2472 | 0.51 | 11.04 |
| HT20 | MCS0 | 1 | 1 | 2412 | 0.53 | 13.93 |
| HT20 | MCS0 | 1 | 6 | 2437 | 0.53 | 13.95 |
| HT20 | MCS0 | 1 | 11 | 2462 | 0.53 | 13.99 |
| HT20 | MCS0 | 1 | 12 | 2467 | 0.53 | 12.49 |
| HT20 | MCS0 | 1 | 13 | 2472 | 0.53 | 11.03 |

TEST RESULTS DATA
Peak Power Density

| 2.4GHz Band | | | | | | | | |
|-------------|-----------|-----------------|-----|-------------|----------------------|----------|----------------------------|-----------|
| Mod. | Data Rate | N _{TX} | CH. | Freq. (MHz) | Peak PSD (dBm /3kHz) | DG (dBi) | Peak PSD Limit (dBm /3kHz) | Pass/Fail |
| 11b | 1Mbps | 1 | 1 | 2412 | -9.10 | -0.10 | 8.00 | Pass |
| 11b | 1Mbps | 1 | 6 | 2437 | -9.66 | -0.10 | 8.00 | Pass |
| 11b | 1Mbps | 1 | 11 | 2462 | -10.34 | -0.10 | 8.00 | Pass |
| 11b | 1Mbps | 1 | 12 | 2467 | -8.25 | -0.10 | 8.00 | Pass |
| 11b | 1Mbps | 1 | 13 | 2472 | -9.78 | -0.10 | 8.00 | Pass |
| 11g | 6Mbps | 1 | 1 | 2412 | -10.52 | -0.10 | 8.00 | Pass |
| 11g | 6Mbps | 1 | 6 | 2437 | -10.09 | -0.10 | 8.00 | Pass |
| 11g | 6Mbps | 1 | 11 | 2462 | -11.09 | -0.10 | 8.00 | Pass |
| 11g | 6Mbps | 1 | 12 | 2467 | -10.53 | -0.10 | 8.00 | Pass |
| 11g | 6Mbps | 1 | 13 | 2472 | -13.44 | -0.10 | 8.00 | Pass |
| HT20 | MCS0 | 1 | 1 | 2412 | -11.20 | -0.10 | 8.00 | Pass |
| HT20 | MCS0 | 1 | 6 | 2437 | -10.82 | -0.10 | 8.00 | Pass |
| HT20 | MCS0 | 1 | 11 | 2462 | -9.75 | -0.10 | 8.00 | Pass |
| HT20 | MCS0 | 1 | 12 | 2467 | -11.93 | -0.10 | 8.00 | Pass |
| HT20 | MCS0 | 1 | 13 | 2472 | -14.17 | -0.10 | 8.00 | Pass |



Appendix B. Radiated Spurious Emission

2.4GHz 2400~2483.5MHz

WIFI 802.11b (Band Edge @ 3m)

| WIFI | Note | Frequency | Level | Over | Limit | Read | Antenna | Cable | Preamp | Ant | Table | Peak | Pol. |
|-----------------------------|---------|-----------|------------|--------|------------|----------|----------|--------|--------|--------|---------|-------|-------|
| Ant. | | | | Limit | Line | Level | Factor | Loss | Factor | Pos | Pos | Avg. | |
| 1 | | (MHz) | (dBμV/m) | (dB) | (dBμV/m) | (dBμV) | (dB/m) | (dB) | (dB) | (cm) | (deg) | (P/A) | (H/V) |
| 802.11b CH 01 2412MHz | | 2389.275 | 45.96 | -28.04 | 74 | 42.23 | 27.43 | 4.78 | 28.48 | 120 | 128 | P | H |
| | | 2384.97 | 36.07 | -17.93 | 54 | 32.4 | 27.37 | 4.78 | 28.48 | 120 | 128 | A | H |
| | * | 2412 | 105.13 | - | - | 101.22 | 27.49 | 4.78 | 28.36 | 120 | 128 | P | H |
| | * | 2412 | 101.64 | - | - | 97.73 | 27.49 | 4.78 | 28.36 | 120 | 128 | A | H |
| | | 2383.29 | 45.16 | -28.84 | 74 | 41.55 | 27.37 | 4.72 | 28.48 | 120 | 70 | P | V |
| | | 2384.97 | 34.9 | -19.1 | 54 | 31.23 | 27.37 | 4.78 | 28.48 | 120 | 70 | A | V |
| | * | 2412 | 99.21 | - | - | 95.3 | 27.49 | 4.78 | 28.36 | 120 | 70 | P | V |
| | * | 2412 | 96.2 | - | - | 92.29 | 27.49 | 4.78 | 28.36 | 120 | 70 | A | V |
| 802.11b CH 06 2437MHz | | 2384.06 | 44.86 | -29.14 | 74 | 41.25 | 27.37 | 4.72 | 28.48 | 130 | 60 | P | H |
| | | 2386.72 | 34.95 | -19.05 | 54 | 31.22 | 27.43 | 4.78 | 28.48 | 130 | 60 | A | H |
| | * | 2437 | 105.26 | - | - | 101.07 | 27.61 | 4.82 | 28.24 | 130 | 60 | P | H |
| | * | 2437 | 102.04 | - | - | 97.85 | 27.61 | 4.82 | 28.24 | 130 | 60 | A | H |
| | | 2486.77 | 46.25 | -27.75 | 74 | 41.67 | 27.74 | 4.85 | 28.01 | 130 | 60 | P | H |
| | | 2487.12 | 35.27 | -18.73 | 54 | 30.69 | 27.74 | 4.85 | 28.01 | 130 | 60 | A | H |
| | | 2372.72 | 44.65 | -29.35 | 74 | 41.04 | 27.37 | 4.72 | 28.48 | 206 | 96 | P | V |
| | | 2386.86 | 34.63 | -19.37 | 54 | 30.9 | 27.43 | 4.78 | 28.48 | 206 | 96 | A | V |
| | * | 2437 | 101.98 | - | - | 97.79 | 27.61 | 4.82 | 28.24 | 206 | 96 | P | V |
| | * | 2437 | 98.92 | - | - | 94.73 | 27.61 | 4.82 | 28.24 | 206 | 96 | A | V |
| | | 2488.38 | 45.91 | -28.09 | 74 | 41.27 | 27.8 | 4.85 | 28.01 | 206 | 96 | P | V |
| | 2487.19 | 35.11 | -18.89 | 54 | 30.53 | 27.74 | 4.85 | 28.01 | 206 | 96 | A | V | |



| | | | | | | | | | | | | | |
|--|---|---------|--------|--------|----|--------|-------|------|-------|-----|----|---|---|
| 802.11b CH 11 2462MHz | * | 2462 | 105.48 | - | - | 101.11 | 27.68 | 4.82 | 28.13 | 132 | 57 | P | H |
| | * | 2462 | 102.35 | - | - | 97.98 | 27.68 | 4.82 | 28.13 | 132 | 57 | A | H |
| | | 2485.08 | 46.78 | -27.22 | 74 | 42.2 | 27.74 | 4.85 | 28.01 | 132 | 57 | P | H |
| | | 2484.48 | 36.64 | -17.36 | 54 | 32.06 | 27.74 | 4.85 | 28.01 | 132 | 57 | A | H |
| | * | 2462 | 102.78 | - | - | 98.41 | 27.68 | 4.82 | 28.13 | 137 | 92 | P | V |
| | * | 2462 | 98.7 | - | - | 94.33 | 27.68 | 4.82 | 28.13 | 137 | 92 | A | V |
| | | 2493.28 | 46.31 | -27.69 | 74 | 41.56 | 27.8 | 4.85 | 27.9 | 137 | 92 | P | V |
| | | 2484.52 | 35.71 | -18.29 | 54 | 31.13 | 27.74 | 4.85 | 28.01 | 137 | 92 | A | V |
| Remark | 1. No other spurious found. 2. All results are PASS against Peak and Average limit line. | | | | | | | | | | | | |



| WiFi Ant. 1 | Note | Frequency (MHz) | Level (dBμV/m) | Over Limit (dB) | Limit Line (dBμV/m) | Read Level (dBμV) | Antenna Factor (dB/m) | Cable Loss (dB) | Preamp Factor (dB) | Ant Pos (cm) | Table Pos (deg) | Peak Avg. (P/A) | Pol. (H/V) |
|-----------------------------|---|-------------------|------------------|-------------------|-----------------------|---------------------|-------------------------|-------------------|----------------------|----------------|-------------------|-------------------|--------------|
| 802.11b CH 12 2467MHz | * | 2467 | 105.12 | - | - | 100.6 | 27.68 | 4.85 | 28.01 | 106 | 132 | P | H |
| | * | 2467 | 102.03 | - | - | 97.51 | 27.68 | 4.85 | 28.01 | 106 | 132 | A | H |
| | | 2483.8 | 47.59 | -26.41 | 74 | 43.01 | 27.74 | 4.85 | 28.01 | 106 | 132 | P | H |
| | | 2485.16 | 38.64 | -15.36 | 54 | 34.06 | 27.74 | 4.85 | 28.01 | 106 | 132 | A | H |
| | * | 2467 | 102.2 | - | - | 97.68 | 27.68 | 4.85 | 28.01 | 127 | 92 | P | V |
| | * | 2467 | 98.16 | - | - | 93.64 | 27.68 | 4.85 | 28.01 | 127 | 92 | A | V |
| | | 2492.08 | 46.94 | -27.06 | 74 | 42.19 | 27.8 | 4.85 | 27.9 | 127 | 92 | P | V |
| | | 2485.28 | 37.55 | -16.45 | 54 | 32.97 | 27.74 | 4.85 | 28.01 | 127 | 92 | A | V |
| 802.11b CH 13 2472MHz | * | 2472 | 105.2 | - | - | 100.62 | 27.74 | 4.85 | 28.01 | 107 | 131 | P | H |
| | * | 2472 | 102.04 | - | - | 97.46 | 27.74 | 4.85 | 28.01 | 107 | 131 | A | H |
| | | 2483.76 | 53.77 | -20.23 | 74 | 49.19 | 27.74 | 4.85 | 28.01 | 107 | 131 | P | H |
| | | 2483.52 | 47.96 | -6.04 | 54 | 43.38 | 27.74 | 4.85 | 28.01 | 107 | 131 | A | H |
| | * | 2472 | 102.06 | - | - | 97.48 | 27.74 | 4.85 | 28.01 | 132 | 93 | P | V |
| | * | 2472 | 98.93 | - | - | 94.35 | 27.74 | 4.85 | 28.01 | 132 | 93 | A | V |
| | | 2483.56 | 51.93 | -22.07 | 74 | 47.35 | 27.74 | 4.85 | 28.01 | 132 | 93 | P | V |
| | | 2483.52 | 45.83 | -8.17 | 54 | 41.25 | 27.74 | 4.85 | 28.01 | 132 | 93 | A | V |
| Remark | 1. No other spurious found. 2. All results are PASS against Peak and Average limit line. | | | | | | | | | | | | |



2.4GHz 2400~2483.5MHz
WIFI 802.11b (Harmonic @ 3m)

Table with 14 columns: WIFI Ant. 1, Note, Frequency (MHz), Level (dBµV/m), Over Limit (dB), Limit Line (dBµV/m), Read Level (dBµV), Antenna Factor (dB/m), Cable Loss (dB), Preamp Factor (dB), Ant Pos (cm), Table Pos (deg), Peak Avg. (P/A), Pol. (H/V). Rows include data for CH 01 (2412MHz), CH 06 (2437MHz), and CH 11 (2462MHz).



| WiFi Ant. 1 | Note | Frequency (MHz) | Level (dBμV/m) | Over Limit (dB) | Limit Line (dBμV/m) | Read Level (dBμV) | Antenna Factor (dB/m) | Cable Loss (dB) | Preamp Factor (dB) | Ant Pos (cm) | Table Pos (deg) | Peak Avg. (P/A) | Pol. (H/V) |
|-----------------------------|---|-------------------|------------------|-------------------|-----------------------|---------------------|-------------------------|-------------------|----------------------|----------------|-------------------|-------------------|--------------|
| 802.11b CH 12 2467MHz | | 4934 | 41.66 | -32.34 | 74 | 62.09 | 31.73 | 5.86 | 58.02 | 151 | 360 | P | H |
| | | 7401 | 43.69 | -30.31 | 74 | 57.79 | 36.3 | 7.2 | 57.6 | 151 | 360 | P | H |
| | | 4934 | 41.67 | -32.33 | 74 | 62.1 | 31.73 | 5.86 | 58.02 | 151 | 360 | P | V |
| | | 7401 | 45.02 | -28.98 | 74 | 59.12 | 36.3 | 7.2 | 57.6 | 151 | 360 | P | V |
| 802.11b CH 13 2472MHz | | 4944 | 42.49 | -31.51 | 74 | 62.84 | 31.78 | 5.86 | 57.99 | 152 | 360 | P | H |
| | | 7416 | 43.19 | -30.81 | 74 | 57.32 | 36.3 | 7.17 | 57.6 | 152 | 360 | P | H |
| | | 4944 | 41.18 | -32.82 | 74 | 61.53 | 31.78 | 5.86 | 57.99 | 152 | 360 | P | V |
| | | 7416 | 43.28 | -30.72 | 74 | 57.41 | 36.3 | 7.17 | 57.6 | 152 | 360 | P | V |
| Remark | 1. No other spurious found. 2. All results are PASS against Peak and Average limit line. | | | | | | | | | | | | |



2.4GHz 2400~2483.5MHz
WIFI 802.11g (Band Edge @ 3m)

| WIFI Ant. 1 | Note | Frequency (MHz) | Level (dBμV/m) | Over Limit (dB) | Limit Line (dBμV/m) | Read Level (dBμV) | Antenna Factor (dB/m) | Cable Loss (dB) | Preamp Factor (dB) | Ant Pos (cm) | Table Pos (deg) | Peak Avg. (P/A) | Pol. (H/V) |
|-----------------------------|------|-------------------|------------------|-------------------|-----------------------|---------------------|-------------------------|-------------------|----------------------|----------------|-------------------|-------------------|--------------|
| 802.11g CH 01 2412MHz | | 2389.275 | 56.92 | -17.08 | 74 | 53.19 | 27.43 | 4.78 | 28.48 | 135 | 61 | P | H |
| | | 2389.8 | 43.83 | -10.17 | 54 | 39.98 | 27.43 | 4.78 | 28.36 | 135 | 61 | A | H |
| | * | 2412 | 105.52 | - | - | 101.61 | 27.49 | 4.78 | 28.36 | 135 | 61 | P | H |
| | * | 2412 | 97.88 | - | - | 93.97 | 27.49 | 4.78 | 28.36 | 135 | 61 | P | H |
| | | 2389.695 | 54.17 | -19.83 | 74 | 50.44 | 27.43 | 4.78 | 28.48 | 176 | 92 | P | V |
| | | 2389.8 | 42.16 | -11.84 | 54 | 38.31 | 27.43 | 4.78 | 28.36 | 176 | 92 | A | V |
| | * | 2412 | 104.73 | - | - | 100.82 | 27.49 | 4.78 | 28.36 | 176 | 92 | P | V |
| | * | 2412 | 96.26 | - | - | 92.35 | 27.49 | 4.78 | 28.36 | 176 | 92 | A | V |
| 802.11g CH 06 2437MHz | | 2383.5 | 48.21 | -25.79 | 74 | 44.6 | 27.37 | 4.72 | 28.48 | 106 | 62 | P | H |
| | | 2389.38 | 39.03 | -14.97 | 54 | 35.3 | 27.43 | 4.78 | 28.48 | 106 | 62 | A | H |
| | * | 2437 | 105.67 | - | - | 101.48 | 27.61 | 4.82 | 28.24 | 106 | 62 | P | H |
| | * | 2437 | 98.02 | - | - | 93.83 | 27.61 | 4.82 | 28.24 | 106 | 62 | A | H |
| | | 2484.67 | 48.61 | -25.39 | 74 | 44.03 | 27.74 | 4.85 | 28.01 | 106 | 62 | P | H |
| | | 2484.88 | 39.69 | -14.31 | 54 | 35.11 | 27.74 | 4.85 | 28.01 | 106 | 62 | A | H |
| | | 2389.94 | 47.05 | -26.95 | 74 | 43.2 | 27.43 | 4.78 | 28.36 | 171 | 91 | P | V |
| | | 2389.94 | 37.68 | -16.32 | 54 | 33.83 | 27.43 | 4.78 | 28.36 | 171 | 91 | A | V |
| | * | 2437 | 104.19 | - | - | 100 | 27.61 | 4.82 | 28.24 | 171 | 91 | P | V |
| | * | 2437 | 96.59 | - | - | 92.4 | 27.61 | 4.82 | 28.24 | 171 | 91 | A | V |
| | | 2485.16 | 49.33 | -24.67 | 74 | 44.75 | 27.74 | 4.85 | 28.01 | 171 | 91 | P | V |
| | | 2483.69 | 39.48 | -14.52 | 54 | 34.9 | 27.74 | 4.85 | 28.01 | 171 | 91 | A | V |



| | | | | | | | | | | | | | |
|-----------------------------|---|---------|--------|--------|----|--------|-------|------|-------|-----|----|---|---|
| 802.11g CH 11 2462MHz | * | 2462 | 106.75 | - | - | 102.38 | 27.68 | 4.82 | 28.13 | 157 | 58 | P | H |
| | * | 2462 | 98.86 | - | - | 94.49 | 27.68 | 4.82 | 28.13 | 157 | 58 | A | H |
| | | 2483.76 | 61.78 | -12.22 | 74 | 57.2 | 27.74 | 4.85 | 28.01 | 157 | 58 | P | H |
| | | 2483.52 | 45.93 | -8.07 | 54 | 41.35 | 27.74 | 4.85 | 28.01 | 157 | 58 | A | H |
| | * | 2462 | 106.04 | - | - | 101.67 | 27.68 | 4.82 | 28.13 | 195 | 95 | P | V |
| | * | 2462 | 98.16 | - | - | 93.79 | 27.68 | 4.82 | 28.13 | 195 | 95 | A | V |
| | | 2484.04 | 57.65 | -16.35 | 74 | 53.07 | 27.74 | 4.85 | 28.01 | 195 | 95 | P | V |
| | | 2483.52 | 45.3 | -8.7 | 54 | 40.72 | 27.74 | 4.85 | 28.01 | 195 | 95 | A | V |
| Remark | <ol style="list-style-type: none"> No other spurious found. All results are PASS against Peak and Average limit line. | | | | | | | | | | | | |



| WIFI Ant. 1 | Note | Frequency (MHz) | Level (dBμV/m) | Over Limit (dB) | Limit Line (dBμV/m) | Read Level (dBμV) | Antenna Factor (dB/m) | Cable Loss (dB) | Preamp Factor (dB) | Ant Pos (cm) | Table Pos (deg) | Peak Avg. (P/A) | Pol. (H/V) |
|-----------------------------|---|-------------------|------------------|-------------------|-----------------------|---------------------|-------------------------|-------------------|----------------------|----------------|-------------------|-----------------|------------|
| 802.11g CH 12 2467MHz | * | 2467 | 104.78 | - | - | 100.26 | 27.68 | 4.85 | 28.01 | 105 | 131 | P | H |
| | * | 2467 | 97.51 | - | - | 92.99 | 27.68 | 4.85 | 28.01 | 105 | 131 | A | H |
| | | 2484.44 | 67.45 | -6.55 | 74 | 62.87 | 27.74 | 4.85 | 28.01 | 105 | 131 | P | H |
| | | 2483.52 | 53.13 | -0.87 | 54 | 48.55 | 27.74 | 4.85 | 28.01 | 105 | 131 | A | H |
| | * | 2467 | 103.39 | - | - | 98.87 | 27.68 | 4.85 | 28.01 | 131 | 93 | P | V |
| | * | 2467 | 95.75 | - | - | 91.23 | 27.68 | 4.85 | 28.01 | 131 | 93 | A | V |
| | | 2485.16 | 65.74 | -8.26 | 74 | 61.16 | 27.74 | 4.85 | 28.01 | 131 | 93 | P | V |
| | | 2483.52 | 50.47 | -3.53 | 54 | 45.89 | 27.74 | 4.85 | 28.01 | 131 | 93 | A | V |
| 802.11g CH 13 2472MHz | * | 2472 | 102.6 | - | - | 98.02 | 27.74 | 4.85 | 28.01 | 105 | 131 | P | H |
| | * | 2472 | 94.88 | - | - | 90.3 | 27.74 | 4.85 | 28.01 | 105 | 131 | A | H |
| | | 2484 | 69.39 | -4.61 | 74 | 64.81 | 27.74 | 4.85 | 28.01 | 105 | 131 | P | H |
| | | 2484.04 | 53.24 | -0.76 | 54 | 48.66 | 27.74 | 4.85 | 28.01 | 105 | 131 | A | H |
| | * | 2472 | 100.63 | - | - | 96.05 | 27.74 | 4.85 | 28.01 | 103 | 91 | P | V |
| | * | 2472 | 93.01 | - | - | 88.43 | 27.74 | 4.85 | 28.01 | 103 | 91 | A | V |
| | | 2484.04 | 67.95 | -6.05 | 74 | 63.37 | 27.74 | 4.85 | 28.01 | 103 | 91 | P | V |
| | | 2483.64 | 50.8 | -3.2 | 54 | 46.22 | 27.74 | 4.85 | 28.01 | 103 | 91 | A | V |
| Remark | 1. No other spurious found. 2. All results are PASS against Peak and Average limit line. | | | | | | | | | | | | |



**2.4GHz 2400~2483.5MHz
WIFI 802.11g (Harmonic @ 3m)**

| WIFI Ant. 1 | Note | Frequency (MHz) | Level (dBμV/m) | Over Limit (dB) | Limit Line (dBμV/m) | Read Level (dBμV) | Antenna Factor (dB/m) | Cable Loss (dB) | Preamp Factor (dB) | Ant Pos (cm) | Table Pos (deg) | Peak Avg. (P/A) | Pol. (H/V) |
|-----------------------------|---|-------------------|------------------|-------------------|-----------------------|---------------------|-------------------------|-------------------|----------------------|----------------|-------------------|-------------------|--------------|
| 802.11g CH 01 2412MHz | | 4824 | 42.61 | -31.39 | 74 | 63.76 | 31.49 | 5.55 | 58.19 | 150 | 0 | P | H |
| | | 4824 | 42.93 | -31.07 | 74 | 64.08 | 31.49 | 5.55 | 58.19 | 150 | 0 | P | V |
| 802.11g CH 06 2437MHz | | 4874 | 40.31 | -33.69 | 74 | 61.15 | 31.61 | 5.65 | 58.1 | 150 | 0 | P | H |
| | | 7311 | 48.31 | -25.69 | 74 | 62.8 | 36.17 | 7.26 | 57.92 | 150 | 0 | P | H |
| | | 4874 | 38.99 | -35.01 | 74 | 59.83 | 31.61 | 5.65 | 58.1 | 150 | 0 | P | V |
| | | 7311 | 50.69 | -23.31 | 74 | 65.18 | 36.17 | 7.26 | 57.92 | 150 | 0 | P | V |
| 802.11g CH 11 2462MHz | | 4924 | 41.64 | -32.36 | 74 | 62.07 | 31.73 | 5.86 | 58.02 | 150 | 0 | P | H |
| | | 7386 | 46.52 | -27.48 | 74 | 60.69 | 36.28 | 7.2 | 57.65 | 150 | 0 | P | H |
| | | 4924 | 41.43 | -32.57 | 74 | 61.86 | 31.73 | 5.86 | 58.02 | 150 | 0 | P | V |
| | | 7386 | 50.27 | -23.73 | 74 | 64.44 | 36.28 | 7.2 | 57.65 | 150 | 0 | P | V |
| Remark | 1. No other spurious found. 2. All results are PASS against Peak and Average limit line. | | | | | | | | | | | | |



| WiFi Ant. 1 | Note | Frequency (MHz) | Level (dBμV/m) | Over Limit (dB) | Limit Line (dBμV/m) | Read Level (dBμV) | Antenna Factor (dB/m) | Cable Loss (dB) | Preamp Factor (dB) | Ant Pos (cm) | Table Pos (deg) | Peak Avg. (P/A) | Pol. (H/V) |
|-----------------------------|---|-------------------|------------------|-------------------|-----------------------|---------------------|-------------------------|-------------------|----------------------|----------------|-------------------|-------------------|--------------|
| 802.11g CH 12 2467MHz | | 4934 | 38.25 | -35.75 | 74 | 58.68 | 31.73 | 5.86 | 58.02 | 150 | 360 | P | H |
| | | 7401 | 43.84 | -30.16 | 74 | 57.94 | 36.3 | 7.2 | 57.6 | 150 | 360 | P | H |
| | | 4934 | 36.7 | -37.3 | 74 | 57.13 | 31.73 | 5.86 | 58.02 | 150 | 360 | P | V |
| | | 7401 | 44.67 | -29.33 | 74 | 58.77 | 36.3 | 7.2 | 57.6 | 150 | 360 | P | V |
| 802.11g CH 13 2472MHz | | 4944 | 38.96 | -35.04 | 74 | 59.31 | 31.78 | 5.86 | 57.99 | 160 | 360 | P | H |
| | | 7416 | 44.98 | -29.02 | 74 | 59.11 | 36.3 | 7.17 | 57.6 | 160 | 360 | P | H |
| | | 4944 | 37.87 | -36.13 | 74 | 58.22 | 31.78 | 5.86 | 57.99 | 160 | 360 | P | V |
| | | 7416 | 46.5 | -27.5 | 74 | 60.63 | 36.3 | 7.17 | 57.6 | 160 | 360 | P | V |
| Remark | 1. No other spurious found. 2. All results are PASS against Peak and Average limit line. | | | | | | | | | | | | |



2.4GHz 2400~2483.5MHz
WIFI 802.11n HT20 (Band Edge @ 3m)

| WIFI Ant. 1 | Note | Frequency (MHz) | Level (dBμV/m) | Over Limit (dB) | Limit Line (dBμV/m) | Read Level (dBμV) | Antenna Factor (dB/m) | Cable Loss (dB) | Preamp Factor (dB) | Ant Pos (cm) | Table Pos (deg) | Peak Avg. (P/A) | Pol. (H/V) |
|-------------------------------|--------|-------------------|------------------|-------------------|-----------------------|---------------------|-------------------------|-------------------|----------------------|----------------|-------------------|-------------------|--------------|
| 802.11n HT20 CH 01 2412MHz | | 2389.8 | 63 | -11 | 74 | 59.15 | 27.43 | 4.78 | 28.36 | 111 | 130 | P | H |
| | | 2389.695 | 49.04 | -4.96 | 54 | 45.31 | 27.43 | 4.78 | 28.48 | 111 | 130 | A | H |
| | * | 2412 | 106.13 | - | - | 102.22 | 27.49 | 4.78 | 28.36 | 111 | 130 | P | H |
| | * | 2412 | 98.32 | - | - | 94.41 | 27.49 | 4.78 | 28.36 | 111 | 130 | A | H |
| | | 2389.695 | 62.72 | -11.28 | 74 | 58.99 | 27.43 | 4.78 | 28.48 | 126 | 89 | P | V |
| | | 2389.8 | 47.89 | -6.11 | 54 | 44.04 | 27.43 | 4.78 | 28.36 | 126 | 89 | A | V |
| | * | 2412 | 103.61 | - | - | 99.7 | 27.49 | 4.78 | 28.36 | 126 | 89 | P | V |
| | * | 2412 | 95.93 | - | - | 92.02 | 27.49 | 4.78 | 28.36 | 126 | 89 | A | V |
| 802.11n HT20 CH 06 2437MHz | | 2383.78 | 49.63 | -24.37 | 74 | 46.02 | 27.37 | 4.72 | 28.48 | 107 | 130 | P | H |
| | | 2389.8 | 39.99 | -14.01 | 54 | 36.14 | 27.43 | 4.78 | 28.36 | 107 | 130 | A | H |
| | * | 2437 | 106.42 | - | - | 102.23 | 27.61 | 4.82 | 28.24 | 107 | 130 | P | H |
| | * | 2437 | 98.59 | - | - | 94.4 | 27.61 | 4.82 | 28.24 | 107 | 130 | A | H |
| | | 2484.6 | 50.79 | -23.21 | 74 | 46.21 | 27.74 | 4.85 | 28.01 | 107 | 130 | P | H |
| | | 2483.55 | 40.29 | -13.71 | 54 | 35.71 | 27.74 | 4.85 | 28.01 | 107 | 130 | A | H |
| | | 2381.26 | 47.97 | -26.03 | 74 | 44.36 | 27.37 | 4.72 | 28.48 | 111 | 90 | P | V |
| | | 2389.8 | 38.61 | -15.39 | 54 | 34.76 | 27.43 | 4.78 | 28.36 | 111 | 90 | A | V |
| | * | 2437 | 104.13 | - | - | 99.94 | 27.61 | 4.82 | 28.24 | 111 | 90 | P | V |
| | * | 2437 | 96.96 | - | - | 92.77 | 27.61 | 4.82 | 28.24 | 111 | 90 | A | V |
| | | 2487.89 | 48.37 | -25.63 | 74 | 43.73 | 27.8 | 4.85 | 28.01 | 111 | 90 | P | V |
| | 2483.5 | 38.75 | -15.25 | 54 | 34.17 | 27.74 | 4.85 | 28.01 | 111 | 90 | A | V | |



| | | | | | | | | | | | | | |
|-------------------------------------|---|---------|--------|--------|-------|--------|-------|-------|-------|-----|-----|---|---|
| 802.11n HT20 CH 11 2462MHz | * | 2462 | 106.55 | - | - | 102.18 | 27.68 | 4.82 | 28.13 | 126 | 130 | P | H |
| | * | 2462 | 97.89 | - | - | 93.52 | 27.68 | 4.82 | 28.13 | 126 | 130 | A | H |
| | | 2483.64 | 64.21 | -9.79 | 74 | 59.63 | 27.74 | 4.85 | 28.01 | 126 | 130 | P | H |
| | | 2483.72 | 48.65 | -5.35 | 54 | 44.07 | 27.74 | 4.85 | 28.01 | 126 | 130 | A | H |
| | * | 2462 | 104.24 | - | - | 99.84 | 27.68 | 4.85 | 28.13 | 347 | 91 | P | V |
| | * | 2462 | 96.67 | - | - | 92.3 | 27.68 | 4.82 | 28.13 | 347 | 91 | A | V |
| | | 2483.76 | 63.49 | -10.51 | 74 | 58.91 | 27.74 | 4.85 | 28.01 | 347 | 91 | P | V |
| | 2483.56 | 47.43 | -6.57 | 54 | 42.85 | 27.74 | 4.85 | 28.01 | 347 | 91 | A | V | |
| Remark | <ol style="list-style-type: none"> No other spurious found. All results are PASS against Peak and Average limit line. | | | | | | | | | | | | |



| WiFi Ant. 1 | Note | Frequency (MHz) | Level (dBμV/m) | Over Limit (dB) | Limit Line (dBμV/m) | Read Level (dBμV) | Antenna Factor (dB/m) | Cable Loss (dB) | Preamp Factor (dB) | Ant Pos (cm) | Table Pos (deg) | Peak Avg. (P/A) | Pol. (H/V) |
|-------------------------------------|---|-------------------|------------------|-------------------|-----------------------|---------------------|-------------------------|-------------------|----------------------|----------------|-------------------|-------------------|--------------|
| 802.11n HT20 CH 12 2467MHz | * | 2467 | 104.06 | - | - | 99.54 | 27.68 | 4.85 | 28.01 | 207 | 59 | P | H |
| | * | 2467 | 96.55 | - | - | 92.03 | 27.68 | 4.85 | 28.01 | 207 | 59 | A | H |
| | | 2484.48 | 69.29 | -4.71 | 74 | 64.71 | 27.74 | 4.85 | 28.01 | 207 | 59 | P | H |
| | | 2483.64 | 52.26 | -1.74 | 54 | 47.68 | 27.74 | 4.85 | 28.01 | 207 | 59 | A | H |
| | * | 2467 | 103.8 | - | - | 99.4 | 27.68 | 4.85 | 28.13 | 198 | 83 | P | V |
| | * | 2467 | 96.2 | - | - | 91.8 | 27.68 | 4.85 | 28.13 | 198 | 83 | A | V |
| | | 2484.72 | 66.28 | -7.72 | 74 | 61.7 | 27.74 | 4.85 | 28.01 | 198 | 83 | P | V |
| | | 2483.68 | 51.87 | -2.13 | 54 | 47.29 | 27.74 | 4.85 | 28.01 | 198 | 83 | A | V |
| 802.11n HT20 CH 13 2472MHz | * | 2472 | 102.6 | - | - | 98.02 | 27.74 | 4.85 | 28.01 | 135 | 60 | P | H |
| | * | 2472 | 94.49 | - | - | 89.91 | 27.74 | 4.85 | 28.01 | 135 | 60 | A | H |
| | | 2483.6 | 70.03 | -3.97 | 74 | 65.45 | 27.74 | 4.85 | 28.01 | 135 | 60 | P | H |
| | | 2484.48 | 53.1 | -0.9 | 54 | 48.52 | 27.74 | 4.85 | 28.01 | 135 | 60 | A | H |
| | * | 2472 | 100.01 | - | - | 95.43 | 27.74 | 4.85 | 28.01 | 116 | 104 | P | V |
| | * | 2472 | 93.12 | - | - | 88.54 | 27.74 | 4.85 | 28.01 | 116 | 104 | A | V |
| | | 2483.72 | 67.83 | -6.17 | 74 | 63.25 | 27.74 | 4.85 | 28.01 | 116 | 104 | P | V |
| | | 2483.68 | 51.5 | -2.5 | 54 | 46.92 | 27.74 | 4.85 | 28.01 | 116 | 104 | A | V |
| Remark | 1. No other spurious found. 2. All results are PASS against Peak and Average limit line. | | | | | | | | | | | | |



2.4GHz 2400~2483.5MHz
WIFI 802.11n HT20 (Harmonic @ 3m)

| WIFI Ant. 1 | Note | Frequency (MHz) | Level (dBμV/m) | Over Limit (dB) | Limit Line (dBμV/m) | Read Level (dBμV) | Antenna Factor (dB/m) | Cable Loss (dB) | Preamp Factor (dB) | Ant Pos (cm) | Table Pos (deg) | Peak Avg. (P/A) | Pol. (H/V) |
|-------------------------------|---|-------------------|------------------|-------------------|-----------------------|---------------------|-------------------------|-------------------|----------------------|----------------|-------------------|-------------------|--------------|
| 802.11n HT20 CH 01 2412MHz | | 4824 | 42.5 | -31.5 | 74 | 63.65 | 31.49 | 5.55 | 58.19 | 150 | 0 | P | H |
| | | 4824 | 41.9 | -32.1 | 74 | 63.05 | 31.49 | 5.55 | 58.19 | 150 | 0 | P | V |
| 802.11n HT20 CH 06 2437MHz | | 4874 | 41.05 | -32.95 | 74 | 61.89 | 31.61 | 5.65 | 58.1 | 150 | 0 | P | H |
| | | 7311 | 50.41 | -23.59 | 74 | 64.9 | 36.17 | 7.26 | 57.92 | 150 | 0 | P | H |
| | | 4874 | 41.42 | -32.58 | 74 | 62.26 | 31.61 | 5.65 | 58.1 | 150 | 0 | P | V |
| | | 7311 | 51.39 | -22.61 | 74 | 65.88 | 36.17 | 7.26 | 57.92 | 150 | 230 | P | V |
| | | 7311 | 43.29 | -10.71 | 54 | 57.78 | 36.17 | 7.26 | 57.92 | 150 | 230 | A | V |
| 802.11n HT20 CH 11 2462MHz | | 4924 | 42.3 | -31.7 | 74 | 62.73 | 31.73 | 5.86 | 58.02 | 150 | 0 | P | H |
| | | 7386 | 47.51 | -26.49 | 74 | 61.68 | 36.28 | 7.2 | 57.65 | 150 | 0 | P | H |
| | | 4924 | 39.43 | -34.57 | 74 | 59.86 | 31.73 | 5.86 | 58.02 | 150 | 0 | P | V |
| | | 7386 | 47.96 | -26.04 | 74 | 62.13 | 36.28 | 7.2 | 57.65 | 150 | 0 | P | V |
| Remark | 1. No other spurious found. 2. All results are PASS against Peak and Average limit line. | | | | | | | | | | | | |



| WIFI Ant. 1 | Note | Frequency (MHz) | Level (dBμV/m) | Over Limit (dB) | Limit Line (dBμV/m) | Read Level (dBμV) | Antenna Factor (dB/m) | Cable Loss (dB) | Preamp Factor (dB) | Ant Pos (cm) | Table Pos (deg) | Peak Avg. (P/A) | Pol. (H/V) |
|-------------|---|-------------------|------------------|-------------------|-----------------------|---------------------|-------------------------|-------------------|----------------------|----------------|-------------------|-----------------|------------|
| 802.11n | | 4934 | 37.78 | -36.22 | 74 | 58.21 | 31.73 | 5.86 | 58.02 | 150 | 355 | P | H |
| HT20 | | 7401 | 43.11 | -30.89 | 74 | 57.21 | 36.3 | 7.2 | 57.6 | 150 | 355 | P | H |
| CH 12 | | 4934 | 37.37 | -36.63 | 74 | 57.8 | 31.73 | 5.86 | 58.02 | 151 | 350 | P | V |
| 2467MHz | | 7401 | 44.74 | -29.26 | 74 | 58.84 | 36.3 | 7.2 | 57.6 | 151 | 350 | P | V |
| 802.11n | | 4944 | 38.52 | -35.48 | 74 | 58.87 | 31.78 | 5.86 | 57.99 | 160 | 360 | P | H |
| HT20 | | 7416 | 44.21 | -29.79 | 74 | 58.34 | 36.3 | 7.17 | 57.6 | 160 | 360 | P | H |
| CH 13 | | 4944 | 37.99 | -36.01 | 74 | 58.34 | 31.78 | 5.86 | 57.99 | 155 | 360 | P | V |
| 2472MHz | | 7416 | 43.61 | -30.39 | 74 | 57.74 | 36.3 | 7.17 | 57.6 | 155 | 360 | P | V |
| Remark | 1. No other spurious found. 2. All results are PASS against Peak and Average limit line. | | | | | | | | | | | | |



Emission below 1GHz
2.4GHz WIFI 802.11g (LF)

| WIFI | Note | Frequency | Level | Over | Limit | Read | Antenna | Cable | Preamp | Ant | Table | Peak | Pol. |
|-------------------------|--|-----------|------------|--------|------------|----------|----------|--------|--------|--------|---------|---------|---------|
| Ant. | | | | Limit | Line | Level | Factor | Loss | Factor | Pos | Pos | Avg. | |
| 1 | | (MHz) | (dBμV/m) | (dB) | (dBμV/m) | (dBμV) | (dB/m) | (dB) | (dB) | (cm) | (deg) | (P/A) | (H/V) |
| 2.4GHz 802.11g LF | | 30.97 | 25.74 | -14.26 | 40 | 33.01 | 24.43 | 0.27 | 31.97 | - | - | P | H |
| | | 124.09 | 21.51 | -21.99 | 43.5 | 34.46 | 17.52 | 1.16 | 31.63 | - | - | P | H |
| | | 260.86 | 23.19 | -22.81 | 46 | 32.36 | 20.33 | 1.74 | 31.24 | - | - | P | H |
| | | 701.24 | 29.57 | -16.43 | 46 | 31.18 | 26.72 | 2.93 | 31.26 | - | - | P | H |
| | | 791.45 | 31.38 | -14.62 | 46 | 31.07 | 28.34 | 3.14 | 31.17 | - | - | P | H |
| | | 919.49 | 33.4 | -12.6 | 46 | 31.67 | 29.53 | 3.42 | 31.22 | 100 | 257 | P | H |
| | | 33.88 | 27.84 | -12.16 | 40 | 36.45 | 23.02 | 0.34 | 31.97 | 100 | 21 | P | V |
| | | 49.4 | 26.83 | -13.17 | 40 | 43.15 | 15.02 | 0.61 | 31.95 | - | - | P | V |
| | | 96.93 | 22.71 | -20.79 | 43.5 | 37.5 | 15.91 | 1.04 | 31.74 | - | - | P | V |
| | | 204.6 | 21.55 | -21.95 | 43.5 | 35.95 | 15.3 | 1.62 | 31.32 | - | - | P | V |
| | | 547.01 | 26.81 | -19.19 | 46 | 30.67 | 24.84 | 2.55 | 31.25 | - | - | P | V |
| | | 862.26 | 32.13 | -13.87 | 46 | 31.02 | 29 | 3.29 | 31.18 | - | - | P | V |
| Remark | 1. No other spurious found. 2. All results are PASS against limit line. | | | | | | | | | | | | |



Note symbol

| | |
|-----|--|
| * | Fundamental Frequency which can be ignored. However, the level of any unwanted emissions shall not exceed the level of the fundamental frequency. |
| ! | Test result is over limit line. |
| P/A | Peak or Average |
| H/V | Horizontal or Vertical |



A calculation example for radiated spurious emission is shown as below:

| WIFI | Note | Frequency | Level | Over | Limit | Read | Antenna | Cable | Preamp | Ant | Table | Peak | Pol. |
|---------|------|-----------|------------|--------|------------|----------|----------|--------|--------|--------|---------|---------|---------|
| Ant. | | | | Limit | Line | Level | Factor | Loss | Factor | Pos | Pos | Avg. | |
| 1 | | (MHz) | (dBμV/m) | (dB) | (dBμV/m) | (dBμV) | (dB/m) | (dB) | (dB) | (cm) | (deg) | (P/A) | (H/V) |
| 802.11b | | 2390 | 55.45 | -18.55 | 74 | 54.51 | 32.22 | 4.58 | 35.86 | 103 | 308 | P | H |
| CH 01 | | | | | | | | | | | | | |
| 2412MHz | | 2390 | 43.54 | -10.46 | 54 | 42.6 | 32.22 | 4.58 | 35.86 | 103 | 308 | A | H |

- Level(dBμV/m) =
Antenna Factor(dB/m) + Cable Loss(dB) + Read Level(dBμV) - Preamp Factor(dB)
- Over Limit(dB) = Level(dBμV/m) – Limit Line(dBμV/m)

For Peak Limit @ 2390MHz:

- Level(dBμV/m)
= Antenna Factor(dB/m) + Cable Loss(dB) + Read Level(dBμV) - Preamp Factor(dB)
= 32.22(dB/m) + 4.58(dB) + 54.51(dBμV) – 35.86 (dB)
= 55.45 (dBμV/m)
- Over Limit(dB)
= Level(dBμV/m) – Limit Line(dBμV/m)
= 55.45(dBμV/m) – 74(dBμV/m)
= -18.55(dB)

For Average Limit @ 2390MHz:

- Level(dBμV/m)
= Antenna Factor(dB/m) + Cable Loss(dB) + Read Level(dBμV) - Preamp Factor(dB)
= 32.22(dB/m) + 4.58(dB) + 42.6(dBμV) – 35.86 (dB)
= 43.54 (dBμV/m)
- Over Limit(dB)
= Level(dBμV/m) – Limit Line(dBμV/m)
= 43.54(dBμV/m) – 54(dBμV/m)
= -10.46(dB)

Both peak and average measured complies with the limit line, so test result is “PASS”.



Appendix C. Radiated Spurious Emission Plots

Note symbol

| | |
|----|-----------------------|
| -L | Low channel location |
| -R | High channel location |



**2.4GHz 2400~2483.5MHz
WIFI 802.11b (Band Edge @ 3m)**

| WIFI | 2.4GHz 2400~2483.5MHz Band Edge @ 3m | |
|-------------|--|---|
| ANT | 802.11b CH01 2412MHz | |
| 1 | Horizontal | Fundamental |
| Peak | <p>Site : 03CH04-SZ Condition : PEAK_BE_74 3m HF_ANT_91200-1474 HORIZONTAL : RBW:1000.000kHz VBW:3000.000kHz</p> | <p>Site : 03CH04-SZ Condition : PEAK_74 3m HF_ANT_91200-1474 HORIZONTAL : RBW:1000.000kHz VBW:3000.000kHz</p> |
| Avg. | <p>Site : 03CH04-SZ Condition : AVG_BE_54 3m HF_ANT_91200-1474 HORIZONTAL</p> | <p>Site : 03CH04-SZ Condition : AVG_54 3m HF_ANT_91200-1474 HORIZONTAL</p> |

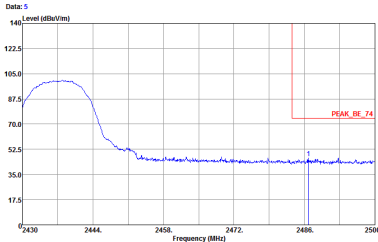
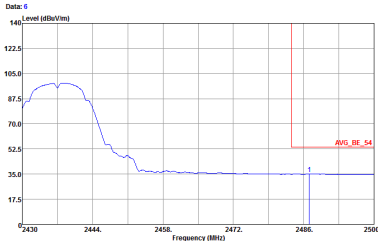


| WIFI | 2.4GHz 2400~2483.5MHz Band Edge @ 3m | |
|------|--|---|
| ANT | 802.11b CH01 2412MHz | |
| 1 | Vertical | Fundamental |
| Peak | <p>Site : 03CH04-SZ Condition : PEAK_BE_74 3m HF_ANT_91200-1474 VERTICAL : REW:1000.0000Hz VSW:3000.0000Hz</p> | <p>Site : 03CH04-SZ Condition : PEAK_74 3m HF_ANT_91200-1474 VERTICAL : REW:1000.0000Hz VSW:3000.0000Hz</p> |
| Avg. | <p>Site : 03CH04-SZ Condition : AVG_BE_54 3m HF_ANT_91200-1474 VERTICAL</p> | <p>Site : 03CH04-SZ Condition : AVG_54 3m HF_ANT_91200-1474 VERTICAL</p> |



| WIFI | 2.4GHz 2400~2483.5MHz Band Edge @ 3m | |
|-------------|---|--|
| ANT | 802.11b CH06 2437MHz - L | |
| 1 | Horizontal | Fundamental |
| Peak | <p>Site : 03CH04-SZ Condition : PEAK BE: 24 3m HF_ ANT_ 91200-1474 HORIZONTAL REW: 1000.000kHz VEW: 3000.000kHz</p> | <p>Site : 03CH04-SZ Condition : PEAK: 74 3m HF_ ANT_ 91200-1474 HORIZONTAL REW: 1000.000kHz VEW: 3000.000kHz</p> |
| Avg. | <p>Site : 03CH04-SZ Condition : AVG BE: 54 3m HF_ ANT_ 91200-1474 HORIZONTAL</p> | <p>Site : 03CH04-SZ Condition : AVG_54 3m HF_ ANT_ 91200-1474 HORIZONTAL</p> |



| | | |
|------|---|--|
| WIFI | 2.4GHz 2400~2483.5MHz Band Edge @ 3m | |
| ANT | 802.11b CH06 2437MHz - R | |
| 1 | Horizontal | |
| Peak |  <p>Site: 03CH04-SZ Condition: PEAK_BE_74 3m HF_ANT_91000-1474 HORIZONTAL RESW:1000.0000kHz VBW:3000.0000kHz</p> | |
| Avg. |  <p>Site: 03CH04-SZ Condition: AVG_BE_54 3m HF_ANT_91200-1474 HORIZONTAL</p> | |



| WIFI | 2.4GHz 2400~2483.5MHz Band Edge @ 3m | |
|-------------|--|---|
| ANT | 802.11b CH06 2437MHz - L | |
| 1 | Vertical | Fundamental |
| Peak | <p>Site : 03CH04-SZ Condition : PEAK_BE_24 3m HF ANT_91200-1474 VERTICAL REW:1000.000kHz VEW:3000.000kHz</p> | <p>Site : 03CH04-SZ Condition : PEAK_F8 3m HF ANT_91200-1474 VERTICAL REW:1000.000kHz VEW:3000.000kHz</p> |
| Avg. | <p>Site : 03CH04-SZ Condition : AVG_BE_S4 3m HF ANT_91200-1474 VERTICAL</p> | <p>Site : 03CH04-SZ Condition : AVG_S4 3m HF ANT_91200-1474 VERTICAL</p> |



| | | |
|------|---|--|
| WIFI | 2.4GHz 2400~2483.5MHz Band Edge @ 3m | |
| ANT | 802.11b CH06 2437MHz - R | |
| 1 | Vertical | |
| Peak | <p>Site Condition: 03CH04-SZ PEAK_BE_14 3m HF_ANT_91000-1474 VERTICAL REW:1000.0000kHz VBW:3000.0000kHz</p> | |
| Avg. | <p>Site Condition: 03CH04-SZ AVG_BE_54 3m HF_ANT_91200-1474 VERTICAL</p> | |



| WIFI | 2.4GHz 2400~2483.5MHz Band Edge @ 3m | |
|-------------|--|---|
| ANT | 802.11b CH11 2462MHz | |
| 1 | Horizontal | Fundamental |
| Peak | <p>Site : 03CH04-SZ Condition : PEAK_BE_74 3m HF_ANT_91200-1474 HORIZONTAL REW:1000.000kHz VEW:3000.000kHz</p> | <p>Site : 03CH04-SZ Condition : PEAK_74 3m HF_ANT_91200-1474 HORIZONTAL REW:1000.000kHz VEW:3000.000kHz</p> |
| Avg. | <p>Site : 03CH04-SZ Condition : AVG_BE_54 3m HF_ANT_91200-1474 HORIZONTAL</p> | <p>Site : 03CH04-SZ Condition : AVG_54 3m HF_ANT_91200-1474 HORIZONTAL</p> |



| WIFI | 2.4GHz 2400~2483.5MHz Band Edge @ 3m | |
|-------------|--|---|
| ANT | 802.11b CH11 2462MHz | |
| 1 | Vertical | Fundamental |
| Peak | <p>Site : 03CH04-SZ Condition : PEAK_BE_74 3m HF_ANT_91200-1474 VERTICAL REW:1000.000kHz VBW:3000.000kHz</p> | <p>Site : 03CH04-SZ Condition : PEAK_74 3m HF_ANT_91200-1474 VERTICAL REW:1000.000kHz VBW:3000.000kHz</p> |
| Avg. | <p>Site : 03CH04-SZ Condition : AVG_BE_S4 3m HF_ANT_91200-1474 VERTICAL</p> | <p>Site : 03CH04-SZ Condition : AVG_S4 3m HF_ANT_91200-1474 VERTICAL</p> |



| WIFI | 2.4GHz 2400~2483.5MHz Band Edge @ 3m | |
|-------------|--|---|
| ANT | 802.11b CH12 2467MHz | |
| 1 | Horizontal | Fundamental |
| Peak | <p>Site : 03CH04-SZ Condition : PEAK_BE_74 3m HF_ANT_91200-1474 HORIZONTAL RBW:1000.000kHz VBW:3000.000kHz</p> | <p>Site : 03CH04-SZ Condition : PEAK_74 3m HF_ANT_91200-1474 HORIZONTAL RBW:1000.000kHz VBW:3000.000kHz</p> |
| Avg. | <p>Site : 03CH04-SZ Condition : AVG_BE_54 3m HF_ANT_91200-1474 HORIZONTAL</p> | <p>Site : 03CH04-SZ Condition : AVG_54 3m HF_ANT_91200-1474 HORIZONTAL</p> |



| WIFI | 2.4GHz 2400~2483.5MHz Band Edge @ 3m | |
|-------------|--|---|
| ANT | 802.11b CH12 2467MHz | |
| 1 | Vertical | Fundamental |
| Peak | <p>Site : 03CH04-SZ Condition : PEAK_BE_74 3m HF_ANT_91200-1474 VERTICAL REW:1000.000kHz VEW:3000.000kHz</p> | <p>Site : 03CH04-SZ Condition : PEAK_74 3m HF_ANT_91200-1474 VERTICAL REW:1000.000kHz VEW:3000.000kHz</p> |
| Avg. | <p>Site : 03CH04-SZ Condition : AVG_BE_S4 3m HF_ANT_91200-1474 VERTICAL</p> | <p>Site : 03CH04-SZ Condition : AVG_S4 3m HF_ANT_91200-1474 VERTICAL</p> |



| WIFI | 2.4GHz 2400~2483.5MHz Band Edge @ 3m | |
|-------------|---|--|
| ANT | 802.11b CH13 2472MHz | |
| 1 | Horizontal | Fundamental |
| Peak | <p>Site : 03CH04-SZ Condition : PEAK_BE_24 3m HF_ANT_91200-1474 HORIZONTAL REW:1000.000kHz VIEW:3000.000kHz</p> | <p>Site : 03CH04-SZ Condition : PEAK_F0 3m HF_ANT_91200-1474 HORIZONTAL REW:1000.000kHz VIEW:3000.000kHz</p> |
| Avg. | <p>Site : 03CH04-SZ Condition : AVG_BE_S4 3m HF_ANT_91200-1474 HORIZONTAL</p> | <p>Site : 03CH04-SZ Condition : AVG_S4 3m HF_ANT_91200-1474 HORIZONTAL</p> |



| WIFI | 2.4GHz 2400~2483.5MHz Band Edge @ 3m | |
|------|--|---|
| ANT | 802.11b CH13 2472MHz | |
| 1 | Vertical | Fundamental |
| Peak | <p>Site : 03CH04-SZ Condition : PEAK_BE_74 3m HF ANT 9120D-1474 VERTICAL REW:1000.000kHz VBW:3000.000kHz</p> | <p>Site : 03CH04-SZ Condition : PEAK_74 3m HF ANT 9120D-1474 VERTICAL REW:1000.000kHz VBW:3000.000kHz</p> |
| Avg. | <p>Site : 03CH04-SZ Condition : AVG_BE_54 3m HF ANT 9120D-1474 VERTICAL</p> | <p>Site : 03CH04-SZ Condition : AVG_54 3m HF ANT 9120D-1474 VERTICAL</p> |



2.4GHz 2400~2483.5MHz
WIFI 802.11g (Band Edge @ 3m)

| WIFI | 2.4GHz 2400~2483.5MHz Band Edge @ 3m | |
|------|---|---|
| ANT | 802.11g CH01 2412MHz | |
| 1 | Horizontal | Fundamental |
| Peak | <p>Site : 03CH04-SZ Condition : PEAK, 3m HF, ANT, 91200-1474 HORIZONTAL, REW: 1000.000kHz, VBW: 3000.000kHz</p> | <p>Site : 03CH04-SZ Condition : PEAK, 3m HF, ANT, 91200-1474 HORIZONTAL, REW: 1000.000kHz, VBW: 3000.000kHz</p> |
| Avg. | <p>Site : 03CH04-SZ Condition : AVG, 3m HF, ANT, 91200-1474 HORIZONTAL, REW: 1000.000kHz, VBW: 1.000kHz</p> | <p>Site : 03CH04-SZ Condition : AVG, 3m HF, ANT, 91200-1474 HORIZONTAL, REW: 1000.000kHz, VBW: 1.000kHz</p> |

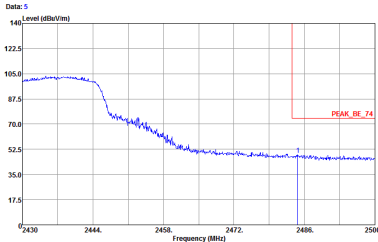
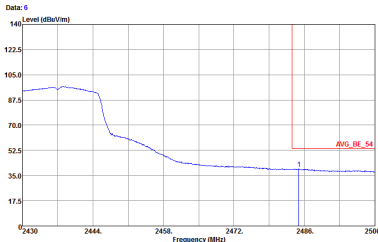


| WIFI | 2.4GHz 2400~2483.5MHz Band Edge @ 3m | |
|------|---|---|
| ANT | 802.11g CH01 2412MHz | |
| 1 | Vertical | Fundamental |
| Peak | <p>Site : 03CH04-SZ Condition : PEAK, 3m HF, ANT, 91200-1474 VERTICAL, REW: 1000.000kHz, VBW: 3000.000kHz</p> | <p>Site : 03CH04-SZ Condition : PEAK, 3m HF, ANT, 91200-1474 VERTICAL, REW: 1000.000kHz, VBW: 3000.000kHz</p> |
| Avg. | <p>Site : 03CH04-SZ Condition : AVG, 3m HF, ANT, 91200-1474 VERTICAL, REW: 1000.000kHz, VBW: 1.000kHz</p> | <p>Site : 03CH04-SZ Condition : AVG, 3m HF, ANT, 91200-1474 VERTICAL, REW: 1000.000kHz, VBW: 1.000kHz</p> |



| WIFI | 2.4GHz 2400~2483.5MHz Band Edge @ 3m | |
|------|--------------------------------------|-------------|
| ANT | 802.11g CH06 2437MHz - L | |
| 1 | Horizontal | Fundamental |
| Peak | | |
| Avg. | | |



| | | |
|------|--|--|
| WIFI | 2.4GHz 2400~2483.5MHz Band Edge @ 3m | |
| ANT | 802.11g CH06 2437MHz - R | |
| 1 | Horizontal | |
| Peak |  <p>Site : 03CH04-SZ Condition : PEAK_DE_74 3m HF_ANT_91200-1474 HORIZONTAL RESW:1000.000kHz VBEW:3000.000kHz</p> | |
| Avg. |  <p>Site : 03CH04-SZ Condition : AVG_DE_54 3m HF_ANT_91200-1474 HORIZONTAL RESW:1000.000kHz VBEW:1.000kHz</p> | |



| WIFI | 2.4GHz 2400~2483.5MHz Band Edge @ 3m | |
|-------------|---|--|
| ANT | 802.11g CH06 2437MHz - L | |
| 1 | Vertical | Fundamental |
| Peak | <p>Site : 03CH04-SZ Condition : PEAK_BE_74 3m HF_ANT_91200-1474 VERTICAL RESW:1000.000kHz VBW:3000.000kHz</p> | <p>Site : 03CH04-SZ Condition : PEAK_74 3m HF_ANT_91200-1474 VERTICAL RESW:1000.000kHz VBW:3000.000kHz</p> |
| Avg. | <p>Site : 03CH04-SZ Condition : AVG_BE_54 3m HF_ANT_91200-1474 VERTICAL RESW:1000.000kHz VBW:1.000kHz</p> | <p>Site : 03CH04-SZ Condition : AVG_54 3m HF_ANT_91200-1474 VERTICAL RESW:1000.000kHz VBW:1.000kHz</p> |



| | | |
|------|---|--|
| WIFI | 2.4GHz 2400~2483.5MHz Band Edge @ 3m | |
| ANT | 802.11g CH06 2437MHz - R | |
| 1 | Vertical | |
| Peak | <p>Site Condition: 03CH04-SZ PEAK_DE_74 3m HF_ANT_91200-1474 VERTICAL RSW:1000.000kHz VBW:3000.000kHz</p> | |
| Avg. | <p>Site Condition: 03CH04-SZ AVG_DE_54 3m HF_ANT_91200-1474 VERTICAL RSW:1000.000kHz VBW:1.000kHz</p> | |



| WIFI | 2.4GHz 2400~2483.5MHz Band Edge @ 3m | |
|------|--|---|
| ANT | 802.11g CH11 2462MHz | |
| 1 | Horizontal | Fundamental |
| Peak | <p>Site : 03CH04-SZ Condition : PEAK_BE_74 3m HF_ANT_91200-1474 HORIZONTAL : REW:1000.000kHz VBW:3000.000kHz</p> | <p>Site : 03CH04-SZ Condition : PEAK_74 3m HF_ANT_91200-1474 HORIZONTAL : REW:1000.000kHz VBW:3000.000kHz</p> |
| Avg. | <p>Site : 03CH04-SZ Condition : AVG_BE_54 3m HF_ANT_91200-1474 HORIZONTAL : REW:1000.000kHz VBW:1.000kHz</p> | <p>Site : 03CH04-SZ Condition : AVG_54 3m HF_ANT_91200-1474 HORIZONTAL : REW:1000.000kHz VBW:1.000kHz</p> |



| WIFI | 2.4GHz 2400~2483.5MHz Band Edge @ 3m | |
|-------------|--|---|
| ANT | 802.11g CH11 2462MHz | |
| 1 | Vertical | Fundamental |
| Peak | <p>Site : 03CH04-SZ Condition : PEAK_BE_74 3m HF ANT 91200-1474 VERTICAL REW:1000.000kHz VBW:3000.000kHz</p> | <p>Site : 03CH04-SZ Condition : PEAK_74 3m HF ANT 91200-1474 VERTICAL REW:1000.000kHz VBW:3000.000kHz</p> |
| Avg. | <p>Site : 03CH04-SZ Condition : AVG_BE_54 3m HF ANT 91200-1474 VERTICAL REW:1000.000kHz VBW:1.000kHz</p> | <p>Site : 03CH04-SZ Condition : AVG_54 3m HF ANT 91200-1474 VERTICAL REW:1000.000kHz VBW:1.000kHz</p> |



| WIFI | 2.4GHz 2400~2483.5MHz Band Edge @ 3m | |
|-------------|---|--|
| ANT | 802.11g CH12 2467MHz | |
| 1 | Horizontal | Fundamental |
| Peak | <p>Site : 03CH04-SZ Condition : PEAK_BE_74 3m HF_ANT_91200-1474 HORIZONTAL RESW:1000.000kHz VBW:3000.000kHz</p> | <p>Site : 03CH04-SZ Condition : PEAK_74 3m HF_ANT_91200-1474 HORIZONTAL RESW:1000.000kHz VBW:3000.000kHz</p> |
| Avg. | <p>Site : 03CH04-SZ Condition : AVG_BE_54 3m HF_ANT_91200-1474 HORIZONTAL RESW:1000.000kHz VBW:1.000kHz</p> | <p>Site : 03CH04-SZ Condition : AVG_54 3m HF_ANT_91200-1474 HORIZONTAL RESW:1000.000kHz VBW:1.000kHz</p> |



| WIFI | 2.4GHz 2400~2483.5MHz Band Edge @ 3m | |
|------|--|---|
| ANT | 802.11g CH12 2467MHz | |
| 1 | Vertical | Fundamental |
| Peak | <p>Site : 03CH04-SZ Condition : PEAK_BE_74 3m HF ANT 91200-1474 VERTICAL REW:1000.000kHz VBW:3000.000kHz</p> | <p>Site : 03CH04-SZ Condition : PEAK_74 3m HF ANT 91200-1474 VERTICAL REW:1000.000kHz VBW:3000.000kHz</p> |
| Avg. | <p>Site : 03CH04-SZ Condition : AVG_BE_54 3m HF ANT 91200-1474 VERTICAL REW:1000.000kHz VBW:1.000kHz</p> | <p>Site : 03CH04-SZ Condition : AVG_54 3m HF ANT 91200-1474 VERTICAL REW:1000.000kHz VBW:1.000kHz</p> |



| WIFI | 2.4GHz 2400~2483.5MHz Band Edge @ 3m | |
|-------------|---|--|
| ANT | 802.11g CH13 2472MHz | |
| 1 | Horizontal | Fundamental |
| Peak | <p>Site : 03CH04-SZ Condition : PEAK_BE_74 3m HF ANT 91200-1474 HORIZONTAL RESW:1000.000kHz VBW:3000.000kHz</p> | <p>Site : 03CH04-SZ Condition : PEAK_74 3m HF ANT 91200-1474 HORIZONTAL RESW:1000.000kHz VBW:3000.000kHz</p> |
| Avg. | <p>Site : 03CH04-SZ Condition : AVG_BE_54 3m HF ANT 91200-1474 HORIZONTAL RESW:1000.000kHz VBW:1.000kHz</p> | <p>Site : 03CH04-SZ Condition : AVG_54 3m HF ANT 91200-1474 HORIZONTAL RESW:1000.000kHz VBW:1.000kHz</p> |



| WIFI | 2.4GHz 2400~2483.5MHz Band Edge @ 3m | |
|------|--|---|
| ANT | 802.11g CH13 2472MHz | |
| 1 | Vertical | Fundamental |
| Peak | <p>Site : 03CH04-SZ Condition : PEAK_BE_74 3m HF_ANT_91200-1474 VERTICAL RBW:1000.000kHz VBW:3000.000kHz</p> | <p>Site : 03CH04-SZ Condition : PEAK_74 3m HF_ANT_91200-1474 VERTICAL RBW:1000.000kHz VBW:3000.000kHz</p> |
| Avg. | <p>Site : 03CH04-SZ Condition : AVG_BE_54 3m HF_ANT_91200-1474 VERTICAL RBW:1000.000kHz VBW:1.000kHz</p> | <p>Site : 03CH04-SZ Condition : AVG_54 3m HF_ANT_91200-1474 VERTICAL RBW:1000.000kHz VBW:1.000kHz</p> |



2.4GHz 2400~2483.5MHz
WIFI 802.11n HT20 (Band Edge @ 3m)

| WIFI | 2.4GHz 2400~2483.5MHz Band Edge @ 3m | |
|-------------|--|---|
| ANT | 802.11n HT20 CH01 2412MHz | |
| 1 | Horizontal | Fundamental |
| Peak | <p>Site : 03CH04-SZ Condition : PEAK_BE_74 3m HF_ANT_91200-1474 HORIZONTAL REW: 1000.000kHz VBW: 3000.000kHz</p> | <p>Site : 03CH04-SZ Condition : PEAK_74 3m HF_ANT_91200-1474 HORIZONTAL REW: 1000.000kHz VBW: 3000.000kHz</p> |
| Avg. | <p>Site : 03CH04-SZ Condition : AVG_BE_54 3m HF_ANT_91200-1474 HORIZONTAL REW: 1000.000kHz VBW: 1.000kHz</p> | <p>Site : 03CH04-SZ Condition : AVG_54 3m HF_ANT_91200-1474 HORIZONTAL REW: 1000.000kHz VBW: 1.000kHz</p> |



| WIFI | 2.4GHz 2400~2483.5MHz Band Edge @ 3m | |
|-------------|---|--|
| ANT | 802.11n HT20 CH01 2412MHz | |
| 1 | Vertical | Fundamental |
| Peak | <p>Site : 03CH04-SZ Condition : PEAK_BE_74 3m HF_ANT_91200-1474 VERTICAL RESW:1000.000kHz VBW:3000.000kHz</p> | <p>Site : 03CH04-SZ Condition : PEAK_74 3m HF_ANT_91200-1474 VERTICAL RESW:1000.000kHz VBW:3000.000kHz</p> |
| Avg. | <p>Site : 03CH04-SZ Condition : AVG_BE_54 3m HF_ANT_91200-1474 VERTICAL RESW:1000.000kHz VBW:1.000kHz</p> | <p>Site : 03CH04-SZ Condition : AVG_54 3m HF_ANT_91200-1474 VERTICAL RESW:1000.000kHz VBW:1.000kHz</p> |



| WIFI | 2.4GHz 2400~2483.5MHz Band Edge @ 3m | |
|-------------|---|--|
| ANT | 802.11n HT20 CH06 2437MHz - L | |
| 1 | Horizontal | Fundamental |
| Peak | <p>Site : 03CH04-SZ Condition : PEAK_BE_74 3m HF_ANT_91200-1474 HORIZONTAL RESW:1000.000kHz VBW:3000.000kHz</p> | <p>Site : 03CH04-SZ Condition : PEAK_74 3m HF_ANT_91200-1474 HORIZONTAL RESW:1000.000kHz VBW:3000.000kHz</p> |
| Avg. | <p>Site : 03CH04-SZ Condition : AVG_BE_54 3m HF_ANT_91200-1474 HORIZONTAL RESW:1000.000kHz VBW:1.000kHz</p> | <p>Site : 03CH04-SZ Condition : AVG_54 3m HF_ANT_91200-1474 HORIZONTAL RESW:1000.000kHz VBW:1.000kHz</p> |



| | | |
|------|---|--|
| WIFI | 2.4GHz 2400~2483.5MHz Band Edge @ 3m | |
| ANT | 802.11n HT20 CH06 2437MHz - R | |
| 1 | Horizontal | |
| Peak | <p>Site : 03CH04-SZ Condition : PEAK_BE_74 3m HF_ANT_91200-1474 HORIZONTAL RESW:1000.000kHz VBW:3000.000kHz</p> | |
| Avg. | <p>Site : 03CH04-SZ Condition : AVG_BE_54 3m HF_ANT_91200-1474 HORIZONTAL RESW:1000.000kHz VBW:1.000kHz</p> | |



| WIFI | 2.4GHz 2400~2483.5MHz Band Edge @ 3m | |
|------|---|--|
| ANT | 802.11n HT20 CH06 2437MHz - L | |
| 1 | Vertical | Fundamental |
| Peak | <p>Site : 03CH04-SZ Condition : PEAK_BE_74 3m HF_ANT_91200-1474 VERTICAL RESW:1000.000kHz VBW:3000.000kHz</p> | <p>Site : 03CH04-SZ Condition : PEAK_74 3m HF_ANT_91200-1474 VERTICAL RESW:1000.000kHz VBW:3000.000kHz</p> |
| Avg. | <p>Site : 03CH04-SZ Condition : AVG_BE_54 3m HF_ANT_91200-1474 VERTICAL RESW:1000.000kHz VBW:1.000kHz</p> | <p>Site : 03CH04-SZ Condition : AVG_54 3m HF_ANT_91200-1474 VERTICAL RESW:1000.000kHz VBW:1.000kHz</p> |



| | | |
|-------------|--|--|
| WIFI | 2.4GHz 2400~2483.5MHz Band Edge @ 3m | |
| ANT | 802.11n HT20 CH06 2437MHz - R | |
| 1 | Vertical | |
| Peak | <p>Site: 03CH04-SZ Condition: PEAK, DE: 24.3m HF: ANT: 91200-1474 VERTICAL REW: 1000.000kHz VBW: 3000.000kHz</p> | |
| Avg. | <p>Site: 03CH04-SZ Condition: AVG, DE: 24.3m HF: ANT: 91200-1474 VERTICAL REW: 1000.000kHz VBW: 1.000kHz</p> | |



| WIFI | 2.4GHz 2400~2483.5MHz Band Edge @ 3m | |
|-------------|--|---|
| ANT | 802.11n HT20 CH11 2462MHz | |
| 1 | Horizontal | Fundamental |
| Peak | <p>Site : 03CH04-SZ Condition : PEAK_BE_74 3m HF_ANT_91200-1474 HORIZONTAL REW:1000.000kHz VBW:3000.000kHz</p> | <p>Site : 03CH04-SZ Condition : PEAK_74 3m HF_ANT_91200-1474 HORIZONTAL REW:1000.000kHz VBW:3000.000kHz</p> |
| Avg. | <p>Site : 03CH04-SZ Condition : AVG_BE_54 3m HF_ANT_91200-1474 HORIZONTAL REW:1000.000kHz VBW:1.000kHz</p> | <p>Site : 03CH04-SZ Condition : AVG_54 3m HF_ANT_91200-1474 HORIZONTAL REW:1000.000kHz VBW:1.000kHz</p> |



| WIFI | 2.4GHz 2400~2483.5MHz Fundamental @ 3m | |
|-------------|--|--|
| ANT | 802.11n HT20 CH11 2462MHz | |
| 1 | Vertical | Fundamental |
| Peak | <p>Site : 03CH04-SZ Condition : PEAK_DE_74 3m HF_ANT_91200-1474 VERTICAL RESW:1000.000kHz VBEW:3000.000kHz</p> | <p>Site : 03CH04-SZ Condition : PEAK_DE_74 3m HF_ANT_91200-1474 VERTICAL RESW:1000.000kHz VBEW:3000.000kHz</p> |
| Avg. | <p>Site : 03CH04-SZ Condition : AVG_DE_54 3m HF_ANT_91200-1474 VERTICAL RESW:1000.000kHz VBEW:1.000kHz</p> | <p>Site : 03CH04-SZ Condition : AVG_DE_54 3m HF_ANT_91200-1474 VERTICAL RESW:1000.000kHz VBEW:1.000kHz</p> |



| WIFI | 2.4GHz 2400~2483.5MHz Band Edge @ 3m | |
|-------------|--|---|
| ANT | 802.11n HT20 CH12 2467MHz | |
| 1 | Horizontal | Fundamental |
| Peak | <p>Site : 03CH04-SZ Condition : PEAK_BE_74 3m HF_ANT_91200-1474 HORIZONTAL REW:1000.000kHz VBW:3000.000kHz</p> | <p>Site : 03CH04-SZ Condition : PEAK_F4 3m HF_ANT_91200-1474 HORIZONTAL REW:1000.000kHz VBW:3000.000kHz</p> |
| Avg. | <p>Site : 03CH04-SZ Condition : AVG_BE_54 3m HF_ANT_91200-1474 HORIZONTAL REW:1000.000kHz VBW:1.000kHz</p> | <p>Site : 03CH04-SZ Condition : AVG_F4 3m HF_ANT_91200-1474 HORIZONTAL REW:1000.000kHz VBW:1.000kHz</p> |



| WIFI | 2.4GHz 2400~2483.5MHz Band Edge @ 3m | |
|-------------|---|--|
| ANT | 802.11n HT20 CH12 2467MHz | |
| 1 | Vertical | Fundamental |
| Peak | <p>Site : 03CH04-SZ Condition : PEAK_BE_74 3m HF_ANT_91200-1474 VERTICAL RESW:1000.000kHz VSW:3000.000kHz</p> | <p>Site : 03CH04-SZ Condition : PEAK_74 3m HF_ANT_91200-1474 VERTICAL RESW:1000.000kHz VSW:3000.000kHz</p> |
| Avg. | <p>Site : 03CH04-SZ Condition : AVG_BE_54 3m HF_ANT_91200-1474 VERTICAL RESW:1000.000kHz VSW:1.000kHz</p> | <p>Site : 03CH04-SZ Condition : AVG_54 3m HF_ANT_91200-1474 VERTICAL RESW:1000.000kHz VSW:1.000kHz</p> |



| WIFI | 2.4GHz 2400~2483.5MHz Band Edge @ 3m | |
|-------------|--|---|
| ANT | 802.11n HT20 CH13 2472MHz | |
| 1 | Horizontal | Fundamental |
| Peak | <p>Site : 03CH04-SZ Condition : PEAK_BE_74 3m HF_ANT_91200-1474 HORIZONTAL REW: 1000.000kHz VBW: 3000.000kHz</p> | <p>Site : 03CH04-SZ Condition : PEAK_74 3m HF_ANT_91200-1474 HORIZONTAL REW: 1000.000kHz VBW: 3000.000kHz</p> |
| Avg. | <p>Site : 03CH04-SZ Condition : AVG_BE_54 3m HF_ANT_91200-1474 HORIZONTAL REW: 1000.000kHz VBW: 1.000kHz</p> | <p>Site : 03CH04-SZ Condition : AVG_54 3m HF_ANT_91200-1474 HORIZONTAL REW: 1000.000kHz VBW: 1.000kHz</p> |



| WIFI | 2.4GHz 2400~2483.5MHz Band Edge @ 3m | |
|------|--|---|
| ANT | 802.11n HT20 CH13 2472MHz | |
| 1 | Vertical | Fundamental |
| Peak | <p>Site : 03CH04-SZ Condition : PEAK_BE_74 3m HF_ANT_91200-1474 VERTICAL : RBW:1000.0000kHz VBW:3000.0000kHz</p> | <p>Site : 03CH04-SZ Condition : PEAK_74 3m HF_ANT_91200-1474 VERTICAL : RBW:1000.0000kHz VBW:3000.0000kHz</p> |
| Avg. | <p>Site : 03CH04-SZ Condition : AVG_BE_54 3m HF_ANT_91200-1474 VERTICAL : RBW:1000.0000kHz VBW:1.0000kHz</p> | <p>Site : 03CH04-SZ Condition : AVG_54 3m HF_ANT_91200-1474 VERTICAL : RBW:1000.0000kHz VBW:1.0000kHz</p> |



**2.4GHz 2400~2483.5MHz
WIFI 802.11b (Harmonic @ 3m)**

| | | |
|----------------------|---|---|
| WIFI | 2.4GHz 2400~2483.5MHz Harmonic @ 3m | |
| ANT | 802.11b CH01 2412MHz | |
| 1 | Horizontal | Vertical |
| Peak Avg. | <p>Site : 03CH04-SZ Condition : PEAK_74 3m HF_ANT_91200-1474 HORIZONTAL</p> | <p>Site : 03CH04-SZ Condition : PEAK_74 3m HF_ANT_91200-1474 VERTICAL</p> |

| | | |
|----------------------|---|---|
| WIFI | 2.4GHz 2400~2483.5MHz Harmonic @ 3m | |
| ANT | 802.11b CH06 2437MHz | |
| 1 | Horizontal | Vertical |
| Peak Avg. | <p>Site : 03CH04-SZ Condition : PEAK_74 3m HF_ANT_91200-1474 HORIZONTAL</p> | <p>Site : 03CH04-SZ Condition : PEAK_74 3m HF_ANT_91200-1474 VERTICAL</p> |



| | | |
|-----------|---|---|
| WIFI | 2.4GHz 2400~2483.5MHz Harmonic @ 3m | |
| ANT | 802.11b CH11 2462MHz | |
| 1 | Horizontal | Vertical |
| Peak Avg. | <p>Site : 03CH04-SZ Condition : PEAK_74 3m HF_ANT_91200-1474 HORIZONTAL</p> | <p>Site : 03CH04-SZ Condition : PEAK_74 3m HF_ANT_91200-1474 VERTICAL</p> |

| | | |
|-----------|---|---|
| WIFI | 2.4GHz 2400~2483.5MHz Harmonic @ 3m | |
| ANT | 802.11b CH12 2467MHz | |
| 1 | Horizontal | Vertical |
| Peak Avg. | <p>Site : 03CH04-SZ Condition : PEAK_74 3m HF_ANT_91200-1474 HORIZONTAL</p> | <p>Site : 03CH04-SZ Condition : PEAK_74 3m HF_ANT_91200-1474 VERTICAL</p> |

| | | |
|-----------|---|---|
| WIFI | 2.4GHz 2400~2483.5MHz Harmonic @ 3m | |
| ANT | 802.11b CH13 2472MHz | |
| 1 | Horizontal | Vertical |
| Peak Avg. | <p>Site : 03CH04-SZ Condition : PEAK_74 3m HF_ANT_91200-1474 HORIZONTAL</p> | <p>Site : 03CH04-SZ Condition : PEAK_74 3m HF_ANT_91200-1474 VERTICAL</p> |



2.4GHz 2400~2483.5MHz
WIFI 802.11g (Harmonic @ 3m)

| | | |
|-----------|---|---|
| WIFI | 2.4GHz 2400~2483.5MHz Harmonic @ 3m | |
| ANT | 802.11g CH01 2412MHz | |
| 1 | Horizontal | Vertical |
| Peak Avg. | <p>Site : 03CH04-SZ Condition : PEAK_74 3m HF_ANT_91200-1474 HORIZONTAL</p> | <p>Site : 03CH04-SZ Condition : PEAK_74 3m HF_ANT_91200-1474 VERTICAL</p> |

| | | |
|-----------|---|---|
| WIFI | 2.4GHz 2400~2483.5MHz Harmonic @ 3m | |
| ANT | 802.11g CH06 2437MHz | |
| 1 | Horizontal | Vertical |
| Peak Avg. | <p>Site : 03CH04-SZ Condition : PEAK_74 3m HF_ANT_91200-1474 HORIZONTAL</p> | <p>Site : 03CH04-SZ Condition : PEAK_74 3m HF_ANT_91200-1474 VERTICAL</p> |



| | | |
|-----------|---|---|
| WIFI | 2.4GHz 2400~2483.5MHz Harmonic @ 3m | |
| ANT | 802.11g CH11 2462MHz | |
| 1 | Horizontal | Vertical |
| Peak Avg. | <p>Site : 03CH04-SZ Condition : PEAK_74 3m HF_ANT_91200-1474 HORIZONTAL</p> | <p>Site : 03CH04-SZ Condition : PEAK_74 3m HF_ANT_91200-1474 VERTICAL</p> |

| | | |
|-----------|---|---|
| WIFI | 2.4GHz 2400~2483.5MHz Harmonic @ 3m | |
| ANT | 802.11g CH12 2467MHz | |
| 1 | Horizontal | Vertical |
| Peak Avg. | <p>Site : 03CH04-SZ Condition : PEAK_74 3m HF_ANT_91200-1474 HORIZONTAL</p> | <p>Site : 03CH04-SZ Condition : PEAK_74 3m HF_ANT_91200-1474 VERTICAL</p> |

| | | |
|-----------|---|---|
| WIFI | 2.4GHz 2400~2483.5MHz Harmonic @ 3m | |
| ANT | 802.11g CH13 2472MHz | |
| 1 | Horizontal | Vertical |
| Peak Avg. | <p>Site : 03CH04-SZ Condition : PEAK_74 3m HF_ANT_91200-1474 HORIZONTAL</p> | <p>Site : 03CH04-SZ Condition : PEAK_74 3m HF_ANT_91200-1474 VERTICAL</p> |



2.4GHz 2400~2483.5MHz
WIFI 802.11n HT20 (Harmonic @ 3m)

| | | |
|-----------|---|---|
| WIFI | 2.4GHz 2400~2483.5MHz Harmonic @ 3m | |
| ANT | 802.11n HT20 CH01 2412MHz | |
| 1 | Horizontal | Vertical |
| Peak Avg. | <p>Site : 03CH04-SZ Condition : PEAK_74 3m HF_ANT_91200-1474 HORIZONTAL</p> | <p>Site : 03CH04-SZ Condition : PEAK_74 3m HF_ANT_91200-1474 VERTICAL</p> |

| | | |
|-----------|---|---|
| WIFI | 2.4GHz 2400~2483.5MHz Harmonic @ 3m | |
| ANT | 802.11n HT20 CH06 2437MHz | |
| 1 | Horizontal | Vertical |
| Peak Avg. | <p>Site : 03CH04-SZ Condition : PEAK_74 3m HF_ANT_91200-1474 HORIZONTAL</p> | <p>Site : 03CH04-SZ Condition : PEAK_74 3m HF_ANT_91200-1474 VERTICAL</p> |



| | | |
|-----------|---|---|
| WIFI | 2.4GHz 2400~2483.5MHz Harmonic @ 3m | |
| ANT | 802.11n HT20 CH11 2462MHz | |
| 1 | Horizontal | Vertical |
| Peak Avg. | <p>Site : 03CH04-SZ Condition : PEAK_74 3m HF_ANT_91200-1474 HORIZONTAL</p> | <p>Site : 03CH04-SZ Condition : PEAK_74 3m HF_ANT_91200-1474 VERTICAL</p> |

| | | |
|-----------|---|---|
| WIFI | 2.4GHz 2400~2483.5MHz Harmonic @ 3m | |
| ANT | 802.11n HT20 CH12 2462MHz | |
| 1 | Horizontal | Vertical |
| Peak Avg. | <p>Site : 03CH04-SZ Condition : PEAK_74 3m HF_ANT_91200-1474 HORIZONTAL</p> | <p>Site : 03CH04-SZ Condition : PEAK_74 3m HF_ANT_91200-1474 VERTICAL</p> |

| | | |
|-----------|---|---|
| WIFI | 2.4GHz 2400~2483.5MHz Harmonic @ 3m | |
| ANT | 802.11n HT20 CH13 2472MHz | |
| 1 | Horizontal | Vertical |
| Peak Avg. | <p>Site : 03CH04-SZ Condition : PEAK_74 3m HF_ANT_91200-1474 HORIZONTAL</p> | <p>Site : 03CH04-SZ Condition : PEAK_74 3m HF_ANT_91200-1474 VERTICAL</p> |



2.4GHz 2400~2483.5MHz

Emission below 1GHz

2.4GHz WIFI 802.11g (LF)

| WIFI | 2.4GHz 2400~2483.5MHz | |
|-----------|---|---|
| ANT | 802.11g LF | |
| 1 | Horizontal | Vertical |
| QP / Peak | <p>Site : 03CH04-SZ Condition : FCC CLASS-B 3m LF, ANTI1109, 8 HORIZONTAL, RBW: 120.0000Hz VIEW: 300.0000Hz</p> | <p>Site : 03CH04-SZ Condition : FCC CLASS-B 3m LF, ANTI1109, 8 VERTICAL, RBW: 120.0000Hz VIEW: 300.0000Hz</p> |

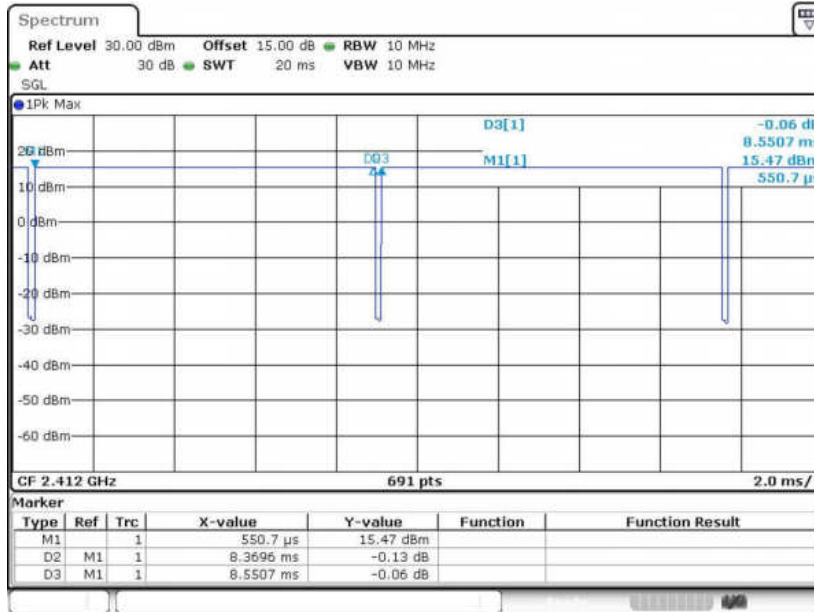


Appendix D. Duty Cycle Plots

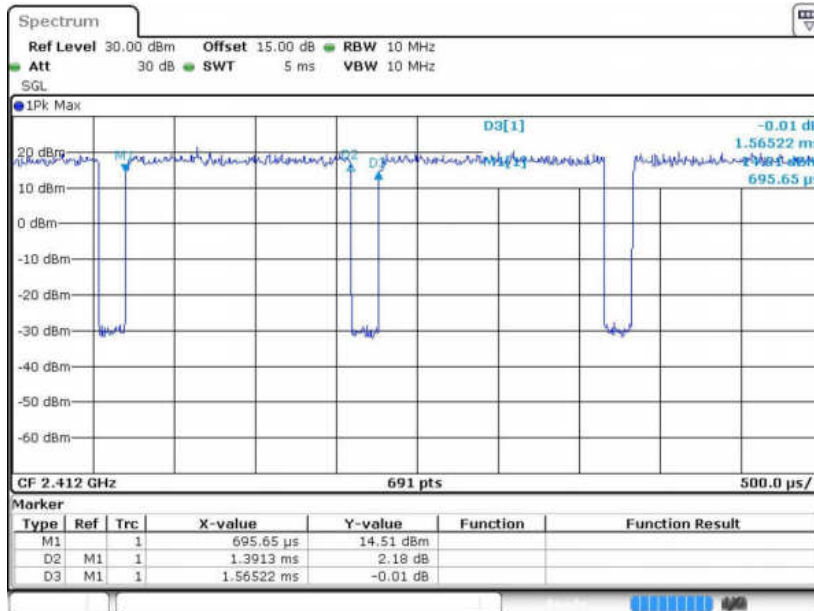
| Band | Duty Cycle(%) | T(ms) | 1/T(kHz) | VBW Setting |
|--------------|---------------|-------|----------|-------------|
| 802.11b | 97.88 | 8.370 | 0.119 | 300Hz |
| 802.11g | 88.89 | 1.391 | 0.719 | 1KHz |
| 802.11n HT20 | 88.56 | 1.290 | 0.775 | 1KHz |



802.11b



802.11g





802.11n20

