文件编号：RDPI-A113-EWA190606-02

尺寸：52*52页*6页
材质：105g铜版纸
颜色：绿色专色号Pantone375C
扇形折

修订内容

20240515 电池容量900mAh、复位功能更改

MINISO
A113
User Manual

unpack

Open the package and check whether the following parts are complete

-EW:A\Audio A113
-USB data cable

Key interface

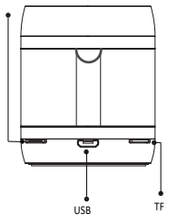

QuickStart

on and off: Press and hold the switch button for about 2 seconds.
There is a tone for starting up and shutting down

Charging: Use a Micro USB port charger
Charge the stereo.
Charging button inside the red light, power Fill and extinguish.

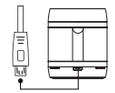

bluetooth connection

Open the Bluetooth Settings screen, search for "EWA Audio A113" and connect to Bluetooth.
T-card mode takes precedence over Bluetooth mode.

interconnection

Interconnect pair (second one needs to be purchased separately)

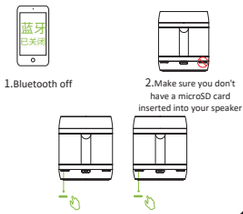

1.Bluetooth off

2.Make sure you don't have a microSD card inserted into your speaker

3.Press and hold both to power on

interconnection

4.Double-click one of the two devices. When you hear the beep tone, the pair is successfully paired and the blue light turns on. If you do not succeed within 30 seconds, repeat steps 2 and 3.

5.Turn on your Bluetooth Settings to search and pair, and the blue light will blink slowly after the pairing is successful

Note:
b. a. First interconnect 1 After pairing is complete, the two speakers will automatically pair after turning on, and then also automatically connect to your Bluetooth device without any further action.
b. If automatic pairing is not possible, try deleting your Bluetooth device Record and repeat the above steps to complete the pairing.

Crash reset

When the speaker crashes and cannot be controlled, you can reset it.
Press the power button for 8 seconds to reset.

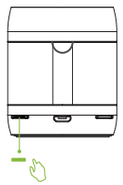

indicator

	Red	Blue
Charging	long light	/
fully charged	/	/
standby	/	long light
playing	/	Slow flash
Search in Bluetooth	/	quick flash

Specification

- Battery :900mAh
- Power :5W
- Frequency response :100-18KHz
- SNR :S/N≥82Db

Size: Diameter 48x56mm

- Playback time at appropriate volume :4 hours
- Battery charging time :2 hours
- Bluetooth transmission frequency range :2.4-2.48GHz
- Bluetooth communication protocols :HS/HF,A2DP,AVRCP,OPP

Note

- By default, the Bluetooth pairing state is entered when the device is turned on. After the device is turned on, the speaker will automatically search for and pair historical devices.
- Do not use this product in areas with water.
- Please wipe and clean this product with a dry cloth only.
- Open flame sources, such as lit candles, should not be placed around the unit.
- Pay attention to environmental protection when handling batteries.
- This product can only be used in mild climate environment.
- Do not step on or squeeze the power cord.
- Do not repair this product by yourself, this product does not contain any parts that can be repaired by the user.

warranty card

Dear customer:
Hello! Thank you very much for using this product, we will provide you with quality products and after-sales service
System, fully protect your consumption only rights and interests is our obligation. Therefore, our company rights
According to the relevant regulations of the State, the following standard warranty service terms are implemented. According
to (mobile phone, etc.
Product repair, replacement and return liability provisions), the use of the following products can enjoy warranty service; 3
batteries
Speaker for 12 months, due to human damage and use of inferior chargers resulting in danger and product damage,
Our company will not bear the corresponding responsibility, thank you for your cooperation, hope to pay attention.

To purchase this product, please fill in this card carefully and keep it properly.
Product serial number: 1
Date of purchase : _
User name: one
Contact number: one
User address: one
Distributor 1:
Responsible person : _
Contact number one
Address: ___
Signature ?

certificate

Model : A113 **Name:STEREO WIRELESS SPEAKER**
Specification ø48 * 56mm
Standard : GB8898-2011 GB4943.1-2011

This product has passed the inspection and is ready for delivery.
Inspector: Inspection 01
Factory Date:

Henan jiayinmei Electronics Co.,Ltd

info@ewacn.com
www.ewacn.com
+86-755-29918835

FCC Warning
15.19 Labeling requirements.
This device complies with part 15 of the FCC Rules. Operation is subject to the following two conditions: (1) This device may not cause harmful interference, and (2) this device must accept any interference received, including interference that may cause undesired operation.
15.21 Information to user.
Any Changes or modifications not expressly approved by the party responsible for compliance could void the user's authority to operate the equipment.
15.105 Information to the user.
Note: This equipment has been tested and found to comply with the limits for a Class B digital device, pursuant to part 15 of the FCC Rules. These limits are designed to provide reasonable protection against harmful interference in a residential installation. This equipment generates uses and can radiate radio frequency energy and, if not installed and used in accordance with the instructions, may cause harmful interference to radio communications. However, there is no guarantee that interference will not occur in a particular installation. If this equipment does cause harmful interference to radio or television reception, which can be determined by turning the equipment off and on, the user is encouraged to try to correct the interference by one or more of the following measures:
-Reorient or relocate the receiving antenna.
-Increase the separation between the equipment and receiver.
-Connect the equipment into an outlet on a circuit different from that to which the receiver is connected.
-Consult the dealer or an experienced radio/TV technician for help.
FCC RF Radiation Exposure Statement:
1.This Transmitter must not be co-located or operating in conjunction with any other antenna or transmitter.
2.This equipment complies with RF radiation exposure limits set forth for an uncontrolled environment.
This equipment should be installed and operated with minimum distance **20cm** between the radiator and your body.

设计	确认	核查	核准	产品名	图纸比例	版本	日期
叶世稳				蓝牙音箱	1：1	3.0	2019.06.06
				机种号	视图定位	尺寸单位	第1页
				A113		MM	共1页