

HGI-14 Remote control emitter——user' s manual

1. Model: HGI-14

2. Appearance:

Emitter appearance, deployment and icon of button as shown in the figure below:




3. Key description:

3.1 ON, OFF



Key to control turn on/turn off. Press **ON** : turn on the controller, Press **OFF**: turn off the controller

3.2 , 

Key to control flame effect. Press :flame increase, Press :flame decrease.


Long press : Send separate signal,could enter a specific pattern, such as “pilot only”。

3.3 , 

Key to control fan speed. Press ,increase the fan speed; Press 键, decrease the fan speed.

3.4 ,

Key to control the brightness of fuel bed. Press  , increase the brightness of fuel bed;

Press  , decrease the brightness of fuel bed.

3.5 Press any key, turn on the working indicator lamp; Loosen the button light will put out.

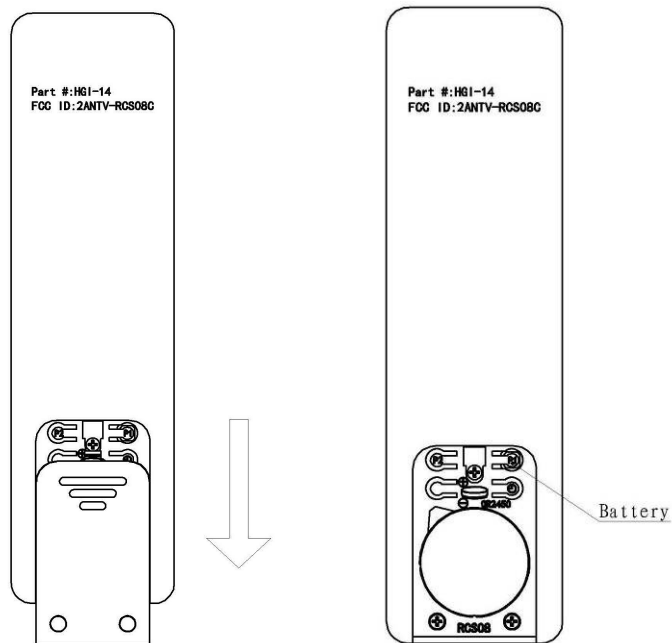
4. Battery

4.1 Battery model: CR2450

4.2 Battery voltage: 3V DC

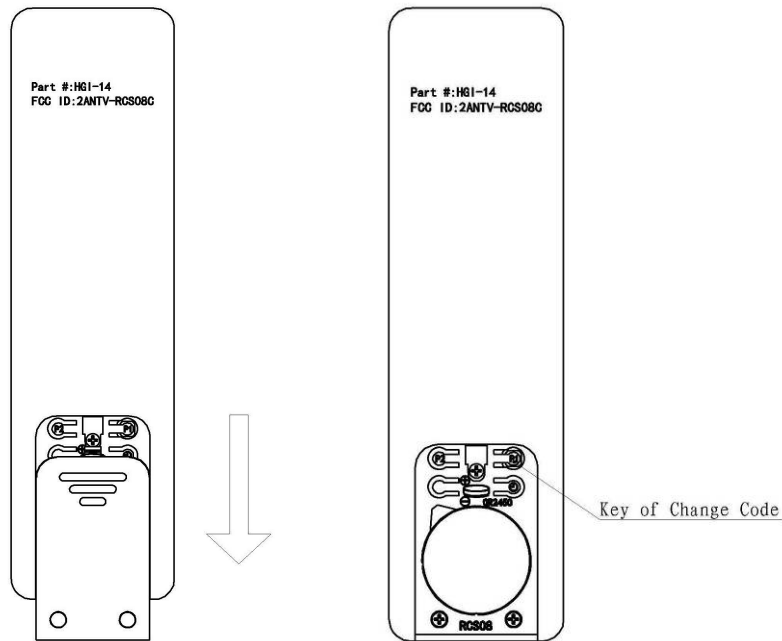
4.3 Replace battery:

As shown in the figure below, according to the direction indicated by an arrow landed discharge the lid of the remote control transmitter, then could remove battery.



5. key code

Each remote control transmitter needs a corresponding remote receiver, If the remote control transmitter can control many sets of remote control receiver, it need change the code. As shown in the figure below, remove the back lid of the remote control transmitter and press the key of change code.



6. Warning:

This device complies with Part 15 of the FCC Rules. Operation is subject to the following two conditions:

- (1) This device may not cause harmful interference, and
- (2) This device must accept any interference received, including interference that may cause undesired operation.

Attention that changes or modification not expressly approved by the party responsible for compliance could void the user's authority to operate the equipment.

Note: This product has been tested and found to comply with the limits for a Class B digital device, pursuant to Part 15 of the FCC Rules. These limits are designed to provide reasonable protection against harmful interference in a residential installation. This product generates, uses, and can radiate radio frequency energy and, if not installed and used in accordance with the instructions, may cause harmful interference to radio communications. However, there is no guarantee that interference will not occur in a particular installation. If this product does cause harmful interference to radio or television reception, which can be determined by turning the equipment off and on, the user is encouraged to try to correct the interference by one or more of the following measures:

- Reorient or relocate the receiving antenna.
- Increase the separation between the equipment and receiver.
- Connect the equipment into an outlet on a circuit different from that to which the receiver is connected.
- Consult the dealer or an experienced radio/TV technician for help.