


TPMSWAND

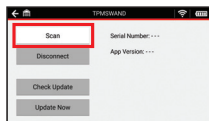
Remotely trigger TPMS sensors without bending down.
Trigger TPMS sensors on one-ton trucks with dual rear wheels.
Optional accessory for TPMS5 and TPMS6.
Wirelessly pairs via Bluetooth® to tool.

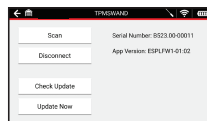
HOW TO PAIR TPMSWAND

Select Special Functions
(TPMSWAND settings can also
be found under settings)

1

2 Select TPMSWAND

3 Select Setup

4 Select Scan

5 Select device to connect

6 Device is connected


OPERATING INSTRUCTIONS

- Hold power button for 2 seconds to turn on the wand.
- Pair wand to TPMS Tool.
See pairing instructions above.
- Position the tip of the wand near valve stem, press the trigger button to activate the sensor.
- Sensor results will appear on the screen of the TPMS tool.




BUZZER AND VIBRATION

- Short Buzzer and vibration when device is turned ON or OFF.
- Long Buzzer and vibration feedback when pairing with TPMS tool is achieved and LED turns green.
- Short Buzzer and vibration when sensor is read with success.

LED STATUS

LEFT LED GREEN



- BT connection Successful
- Green Blinking: On-going Trigger

LEFT LED YELLOW


- No sensor read

RIGHT LED RED


- Battery charging

RIGHT LED GREEN


- Battery fully charged

Product Description:

- IP54 Rating - Resistant to dust and water splashes.
- 1.4" x 6.3" x 1.5" (36 x 160 x 39 mm) Wand length: 18" (467 mm)

Specifications:

- Battery Specification: 3.6V Li-ion 2550mAh
- Bluetooth 5.0 (BLE, HS compliant)
- USB type C x 1 (charging)

Replacement Parts:

- Battery: 3.6V Li-ion 2550mAh - Reference TPMSWAND-8



- Risk of electrical shock, fire, or explosion when used improperly.

Read and follow all safety instructions provided with the product. Wear eye protection. Keep away from electrical or thermal ignition sources. Charge the internal battery pack only with the supplied charger. Do not store at temperatures above 120°F (49°C).

Shock, flames and explosion can cause serious injury or death.

- Electromagnetic and electrically produced waves may interfere with pacemakers.

Individuals with pacemakers should never use this product.

Using this product with a pacemaker can result in serious injury or death.

Technical Support and Service



UNITED STATES
41144 Vincenti Ct.
Novi, Michigan 48375
844-349-8767

CANADA
15 James Street, Pictou,
Nova Scotia B0K 1H0
855-455-8767

Email: support@tpmsconnect.com

Made in Taiwan
Snap-on and wrench "S" are trademarks of Snap-on Incorporated.
©2025 Snap-on Incorporated.
Printed in Taiwan
Snap-on, 2801 80th St., Kenosha, WI 53143



Federal Communication Commission Interference Statement

This equipment has been tested and found to comply with the limits for a Class B digital device, pursuant to Part 15 of the FCC Rules. These limits are designed to provide reasonable protection against harmful interference in a residential installation.

This equipment generates, uses and can radiate radio frequency energy and, if not installed and used in accordance with the instructions, may cause harmful interference to radio communications. However, there is no guarantee that interference will not occur in a particular installation. If this equipment does cause harmful interference to radio or television reception, which can be determined by turning the equipment off and on, the user is encouraged to try to correct the interference by one of the following measures:

- *Reorient or relocate the receiving antenna.*
- *Increase the separation between the equipment and receiver.*
- *Connect the equipment into an outlet on a circuit different from that to which the receiver is connected.*
- *Consult the dealer or an experienced radio/TV technician for help.*

FCC Caution: *To assure continued compliance, any changes or modifications not expressly approved by the party responsible for compliance could void the user's authority to operate this equipment. (Example - use only shielded interface cables when connecting to computer or peripheral devices).*

FCC Radiation Exposure Statement

This equipment complies with FCC RF radiation exposure limits set forth for an uncontrolled environment. This equipment should be installed and operated with a minimum distance of 0.5 centimeters between the radiator and your body.

This transmitter must not be co-located or operating in conjunction with any other antenna or transmitter.

The antennas used for this transmitter must be installed to provide a separation distance of at least 0.5 cm from all persons and must not be co-located or operating in conjunction with any other antenna or transmitter.

This device complies with Part 15 of the FCC Rules. Operation is subject to the following two conditions:

(1) This device may not cause harmful interference, and (2) This device must accept any interference received, including interference that may cause undesired operation.

Industry Canada Statement

This device complies with Industry Canada licence-exempt RSS 247 standard. Operation is subject to the following two conditions: (1) this device may not cause interference, and (2) this device must accept any interference, including interference that may cause undesired operation of the device.

Le présent appareil est conforme aux CNR d'Industrie Canada applicables aux appareils radio exempts de licence. L'exploitation est autorisée aux deux conditions suivantes : (1) l'appareil ne doit pas produire de brouillage, et (2) l'utilisateur de l'appareil doit accepter tout brouillage radioélectrique subi, même si le brouillage est susceptible d'en compromettre le fonctionnement.

IC Radiation Exposure Statement:

This equipment complies with RSS-102 radiation exposure limit set forth for an uncontrolled environment. This equipment should be installed and operated with minimum distance 0.5cm between the radiator and your body.

Cet équipement est conforme aux CNR-102 d'Industrie Canada. Cet équipement doit être installé et utilisé avec une distance minimale de 0.5 centimètres entre le radiateur et votre corps. Cet émetteur ne doit pas être co-localisées ou opérant en conjonction avec une autre antenne ou émetteur. Les antennes utilisées pour cet émetteur doivent être installées et fournir une distance de séparation d'au moins 0.5 centimètre de toute personne et doit pas être co-située ni fonctionner en conjonction avec une autre antenne ou émetteur.