

# EGG200062

## Triple coil embedded system 10W

---

### Product overview

The “Triple coil embedded system” is a wireless charging module designed to be integrated in any surface. Using the provided adhesive mounting tape, it can be installed under slim surfaces (maximum 5 mm thickness). No need for screws: the installation process is quick and easy, and the charger can be removed without damaging the top. The “Triple coil embedded system” is Qi certified and works with any Qi-certified device. A triple-coil system ensures high positioning freedom. Maximum power delivered is 10W.

---

### How to use

1. Remove the layer on the adhesive mounting tape.
  2. Apply under surface. Works with most non-metal surfaces.
  3. Connect the cable to the power source.
  4. Lay down any Qi-enabled smartphone on the wireless charging area to start charging.
- 

### Features

- Certified with WPC Qi 1.2.4
- Designed for integration: a completely hidden solution
- Industrial adhesive mounting tape, no need for screws
- Quick and practical installation process, easy charger removal without damaging the top
- Maximum power 10W

- Triple coil free positioning technology allows wider charging area compared to standard solutions
  - Designed to be installed under surfaces with maximum thickness of 5 mm (0.19 in)
  - Designed in two variants:
    - Variant 01: two power input lines
    - Variant 02: two power input lines and one output Status Signal (SS). The SS is controlled by the system and its function is to indicate if a device is in charge (3.3V output) or not (Open Drain - HiZ output)
- 

## Specifications

### Physical specifications

Dimensions: 61 x 103 x 9 mm (2.40 x 4.05 x 0.35 in) | Weight: 2 pin (V01): 87g (0.19 lbs); 3 pin (V02): 90g (0.20 lbs) | Cable length: 65 cm (1.47 ft).

### Electrical specifications

Input Min 11.4V Max 14.5V | Input current Max 1A | Output wireless 10W | Average Standby mode consumption ~ 25 mA | Storage temperature -10°C / 70°C | Operating temperature 0°C / 40°C | Operating frequency 110.1-205KHz.

### Pin Output

Variant 01: Triple coil embedded system 2 pin  
MOLEX 430250200

Pin 1 signal: 12V  
Pin 2 signal: GND

### Pin Output

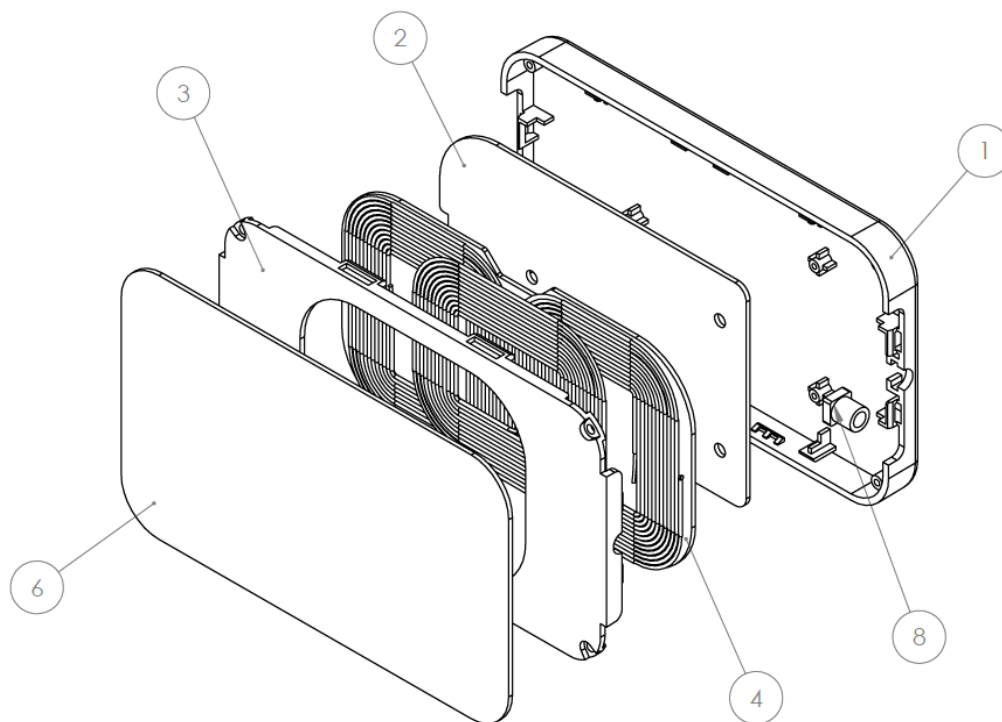
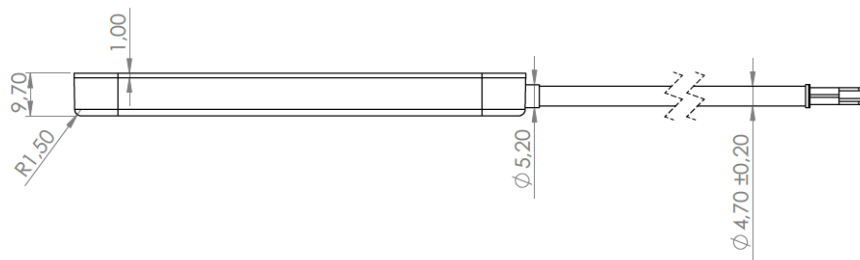
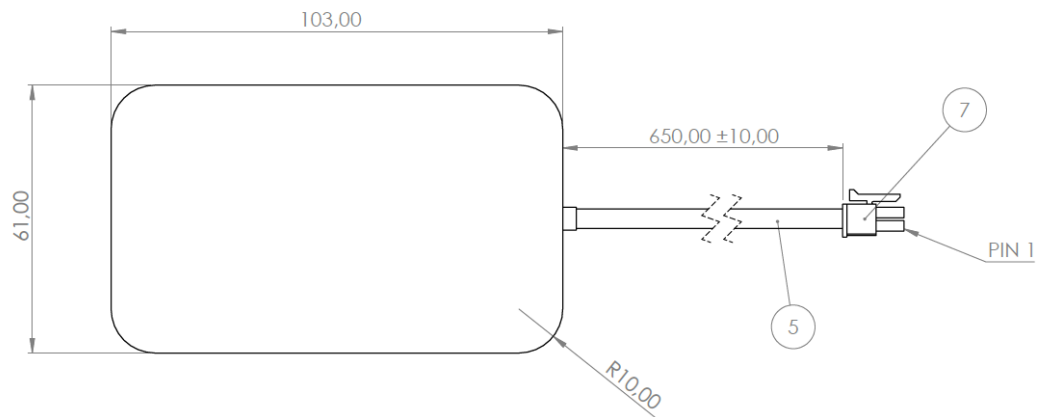
Variant 02: Triple coil embedded system 3 pin  
MOLEX 436450300

Pin 1 signal: 12V  
Pin 2 signal: status signal  
Pin 3 signal: GND

---

# Technical drawings

## Variant 01: Triple coil embedded system 2 pin



Item Number	Part number	Description	Material	Quantity
1	EGGM200001 - V01R01 - Shell bottom	Bottom Cover	ABS	1
2	EGGTx025_S01G01	PCB Assembly	FR4	1
3	EGGM200002 - V01R01 - Shell top	Upper Cover	ABS	1
4	EGG190098 - E01 - TripleCoil	Wireless charging coil A24	Litz wire + ferrite	1
5	EGG190098 - E02 - Cable	2 wires cable	Copper wire	1
6	EGGM210014 - Biadhesive	Adhesive tape - OCS5030GP	White ash Acrylic	1
7	EGG190098 - E03 - Connector	MOLEX 430250200. Polarization: PIN1: 12V - Red PIN2: GND - Black	Nylon	1
8	EGGM210015 - Cable grommet	Cable grommet	Esalstomer	1

General tolerance	
Nominal lengths [mm] table	
0.5 up to 3	±0.1
3 up to 6	±0.1
6 up to 30	±0.2
30 up to 120	±0.3
External Radius and Chamfer Height	
0.5 up to 3	±0.2
3 up to 6	±0.5
Angular dimension	
up to 10	±1°
over 10 up to 50	±0°30'
over 50 up to 120	±0°20'

## Safety information

Please read this safety information carefully before using the product to prevent injury to yourself or others and damage to your device.

Please keep this manual for future reference.

- Do not damage the cable. Doing so may cause electric shock or fire.
  - Keep the product away from hot surfaces and sharp corners.
  - Do not carry or drag the product by the cable.
  - Do not use the product if one or more of its components are damaged or faulty.
  - The product contains electronic parts. Keep your device dry. Humidity and liquids may damage the electronic circuits of the device and may cause electric shock and fire. Handle with care.
  - Do not drop your device. It may get damaged or may malfunction.
  - Do not place any metal object on the charger, as it may overheat. Do not place any other object between the smartphone and the wireless charging spot.
  - Do not store magnetic cards near the product. Magnetic cards, including credit cards, phone cards and boarding passes may be damaged by magnetic fields.
  - Handle the product with care. Do not drop your device. It may get damaged or may malfunction.
  - Do not disassemble, modify, or repair your charger. Any alteration or modification of your device may void the manufacturer's warranty. If your device needs servicing, contact the manufacturer.
  - Do not modify the product in any way. Any modification may increase the risk of injury.
  - Do not bite or suck on the device. Doing so may damage the device or result in an explosion or fire.
  - Children may choke on small parts. If children use the device, make sure that they use it properly. Warning: choking hazard. Keep out of the reach of children.
  - If you notice strange smells or smoke coming from your device, stop using it immediately. Continuing to use the device may result in fire or explosion.
  - Do not use the device for anything other than its intended use. The device may malfunction or may cause an electric shock or fire.
  - Never dispose of the device in a fire.
  - Avoid exposing your device to very cold or very hot temperatures.
  - Do not throw away the product with the household trash. The product needs to be recycled and disposed of responsibly.
-

## Limited warranty

For product warranty visit our website at the page  
[www.eggtronic.com/support/download-area](http://www.eggtronic.com/support/download-area)

This product is meant for use only with appropriate devices. Please consult your device packaging to determine whether this product is compatible with your particular device. Manufacturer will not be responsible for any damages you or any third party that may suffer as a result of use, intended or unintended, or misuse of this product. You agree to indemnify Manufacturer for any resulting injury or damage if the product is used with an unintended device. Product names, logos, brands and other trademarks referred to within this product are property of their respective trademark holders. These trademark holders are not affiliated with our company, our products or our website. They do not sponsor or endorse our materials.

---

## FCC Statement

This device complies with Part 15 of the FCC Rules. Operation is subject to the following two conditions: (1) This device may not cause harmful interference, and (2) This device must accept any interference received, including interference that may cause undesired operation. Warning: Changes or modifications not expressly approved by the party responsible for compliance could void the user's authority to operate the equipment. NOTE: This equipment has been tested and found to comply with the limits for a Class B digital device, pursuant to Part 15 of the FCC Rules. These limits are designed to provide reasonable protection against harmful interference in a residential installation. This equipment generates uses and can radiate radio frequency energy and, if not installed and used in accordance with the instructions, may cause harmful interference to radio communications. However, there is no guarantee that interference will not occur in a particular installation. If this equipment does cause harmful interference to radio or television reception, which can be determined by turning the equipment off and on, the user is encouraged to try to correct the interference by one or more of the following measures: Reorient or relocate the receiving antenna. Increase the separation between the equipment and receiver. Connect the equipment into an outlet on a circuit different from that to which the receiver is connected. Consult the dealer or an experienced radio/TV technician for help. FCC Radiation Exposure Statement: This equipment complies with FCC radiation exposure limits set forth for an uncontrolled environment. This equipment should be installed and operated with minimum distance 20cm between the radiator & your body.