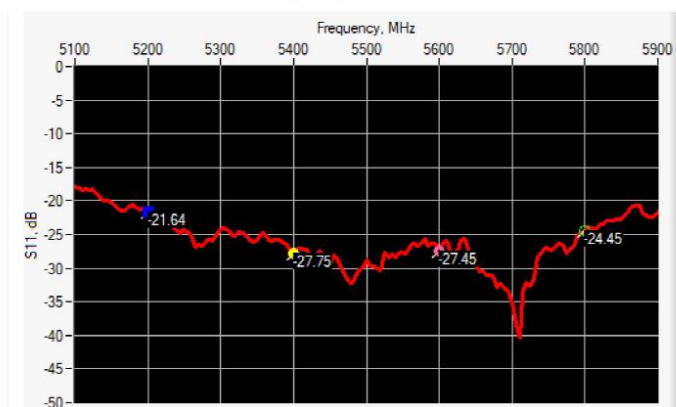




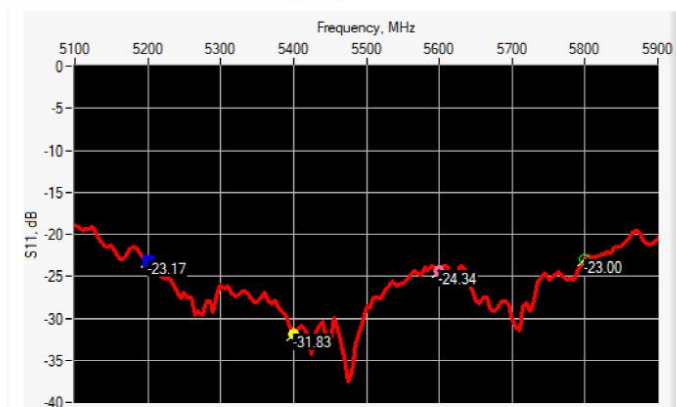
6 CALIBRATION MEASUREMENT RESULTS

6.1 RETURN LOSS IN HEAD LIQUID



| Frequency (MHz) | Return Loss (dB) | Requirement (dB) | Impedance |
|-----------------|------------------|------------------|----------------------------------|
| 5200 | -21.64 | -20 | 54.48 Ω - 6.92 j Ω |
| 5400 | -27.75 | -20 | 50.97 Ω + 3.98 j Ω |
| 5600 | -27.45 | -20 | 54.05 Ω + 1.24 j Ω |
| 5800 | -24.45 | -20 | 45.31 Ω + 3.71 j Ω |

6.2 RETURN LOSS IN BODY LIQUID




SAR REFERENCE DIPOLE CALIBRATION REPORT

Ref: ACR.329.17.24.BES.A

| Frequency (MHz) | Return Loss (dB) | Requirement (dB) | Impedance |
|-----------------|------------------|------------------|----------------------------------|
| 5200 | -23.17 | -20 | 54.03 Ω - 5.62 j Ω |
| 5400 | -31.83 | -20 | 51.01 Ω + 2.35 j Ω |
| 5600 | -24.34 | -20 | 55.50 Ω + 2.51 j Ω |
| 5800 | -23.00 | -20 | 43.65 Ω + 3.06 j Ω |

6.3 MECHANICAL DIMENSIONS

| Frequency MHz | L mm | | h mm | | d mm | |
|---------------|---------------------------------|----------|----------------------------------|----------|---------------------------------|----------|
| | required | measured | required | measured | required | measured |
| 5000 to 6000 | 20.6\pm1 %. | 20.62 | 40.3 \pm1 %. | 40.45 | 3.6 \pm1 %. | 3.61 |

7 VALIDATION MEASUREMENT

The IEC/IEEE 62209-1528 and FCC KDB865664 D01 standards state that the system validation measurements must be performed using a reference dipole meeting the fore mentioned return loss and mechanical dimension requirements. The validation measurement must be performed against a liquid filled flat phantom, with the phantom constructed as outlined in the fore mentioned standards. Per the standards, the dipole shall be positioned below the bottom of the phantom, with the dipole length centered and parallel to the longest dimension of the flat phantom, with the top surface of the dipole at the described distance from the bottom surface of the phantom.

7.1 HEAD LIQUID MEASUREMENT

| Frequency MHz | Relative permittivity (ϵ_r') | | Conductivity (σ) S/m | |
|---------------|---|----------|-------------------------------|----------|
| | required | measured | required | measured |
| 5000 | 36.2 \pm 10 % | | 4.45 \pm 10 % | |
| 5100 | 36.1 \pm 10 % | | 4.56 \pm 10 % | |
| 5200 | 36.0 \pm 10 % | 34.44 | 4.66 \pm 10 % | 4.64 |
| 5300 | 35.9 \pm 10 % | | 4.76 \pm 10 % | |
| 5400 | 35.8 \pm 10 % | 33.63 | 4.86 \pm 10 % | 4.88 |
| 5500 | 35.6 \pm 10 % | | 4.97 \pm 10 % | |
| 5600 | 35.5 \pm 10 % | 32.80 | 5.07 \pm 10 % | 5.12 |
| 5700 | 35.4 \pm 10 % | | 5.17 \pm 10 % | |
| 5800 | 35.3 \pm 10 % | 32.63 | 5.27 \pm 10 % | 5.31 |
| 5900 | 35.2 \pm 10 % | | 5.38 \pm 10 % | |
| 6000 | 35.1 \pm 10 % | | 5.48 \pm 10 % | |

Page: 7/13

Template ACR.DDD.N.YY.MVGB.ISSUE SAR Reference Dipole5GHz vD

This document shall not be reproduced, except in full or in part, without the written approval of MVG. The information contained herein is to be used only for the purpose for which it is submitted and is not to be released in whole or part without written approval of MVG.


SAR REFERENCE DIPOLE CALIBRATION REPORT

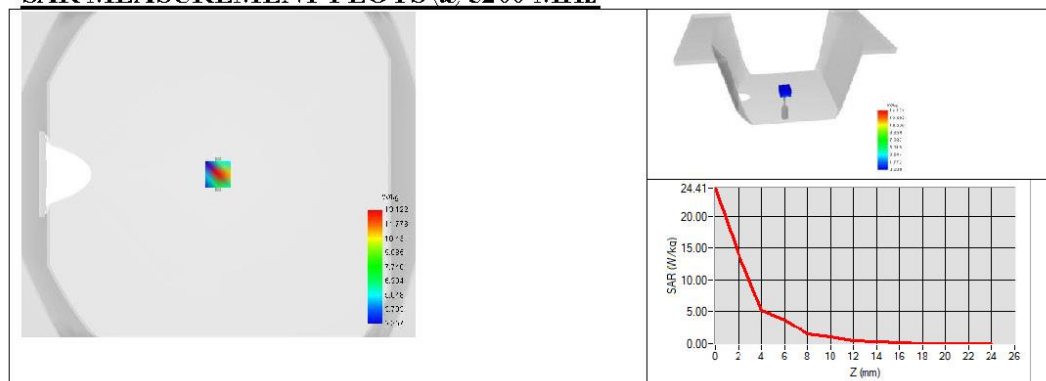
Ref: ACR.329.17.24.BES.A

7.2 SAR MEASUREMENT RESULT WITH HEAD LIQUID

At those frequencies, the target SAR value can not be generic. Hereunder is the target SAR value defined by MVG, within the uncertainty for the system validation. All SAR values are normalized to 1 W net power. In bracket, the measured SAR is given with the used input power.

| | |
|------------------------------------|--|
| Software | OPENSAR V5 |
| Phantom | SN 13/09 SAM68 |
| Probe | SN 41/18 EPGO333 |
| Liquid | Head Liquid Values 5200 MHz: eps' :34.44 sigma : 4.64 Head Liquid Values 5400 MHz: eps' :33.63 sigma : 4.88 Head Liquid Values 5600 MHz: eps' :32.80 sigma : 5.12 Head Liquid Values 5800 MHz: eps' :32.63 sigma : 5.31 |
| Distance between dipole and liquid | 10 mm |
| Area scan resolution | dx=8mm/dy=8mm |
| Zoon Scan Resolution | dx=4mm/dy=4m/dz=2mm |
| Frequency | 5200 MHz 5400 MHz 5600 MHz 5800 MHz |
| Input power | 20 dBm |
| Liquid Temperature | 20 +/- 1 °C |
| Lab Temperature | 20 +/- 1 °C |
| Lab Humidity | 30-70 % |

| Frequency (MHz) | 1 g SAR (W/kg) | | 10 g SAR (W/kg) | |
|-----------------|----------------|--------------|-----------------|--------------|
| | required | measured | required | measured |
| 5200 | 76.50 | 76.41 (7.64) | 21.60 | 21.86 (2.19) |
| 5400 | - | 80.52 (8.05) | - | 22.91 (2.29) |
| 5600 | - | 79.08 (7.91) | - | 22.73 (2.27) |
| 5800 | 78.00 | 76.49 (7.65) | 21.90 | 22.03 (2.20) |

SAR MEASUREMENT PLOTS @ 5200 MHz


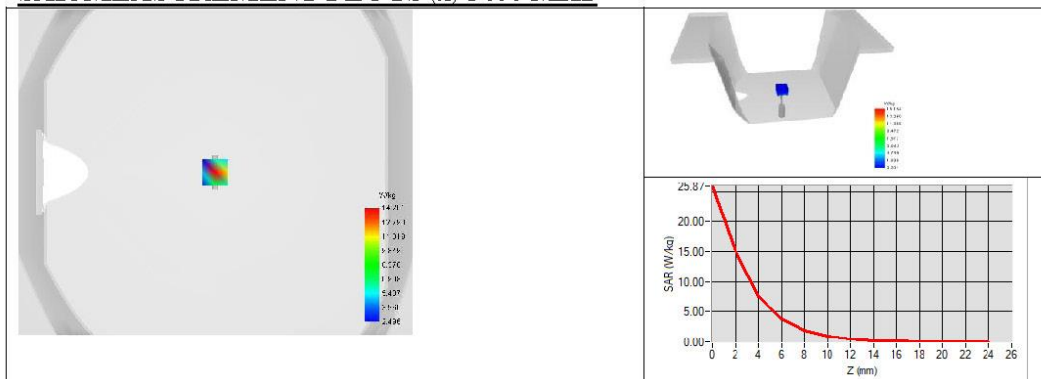
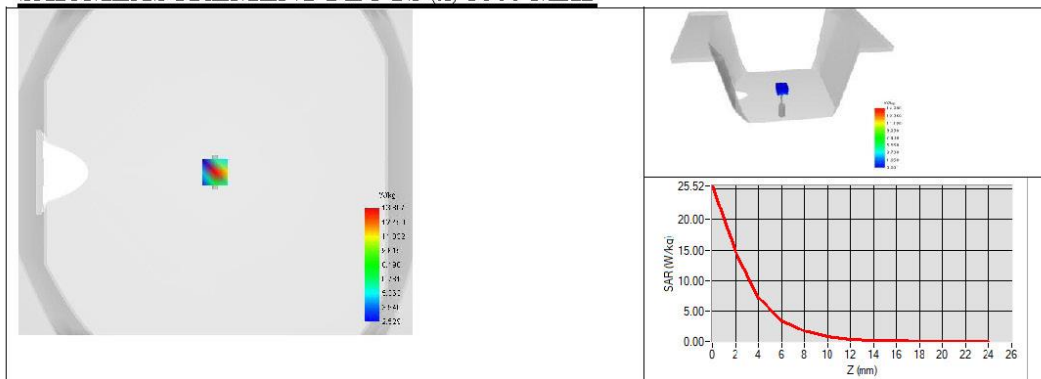
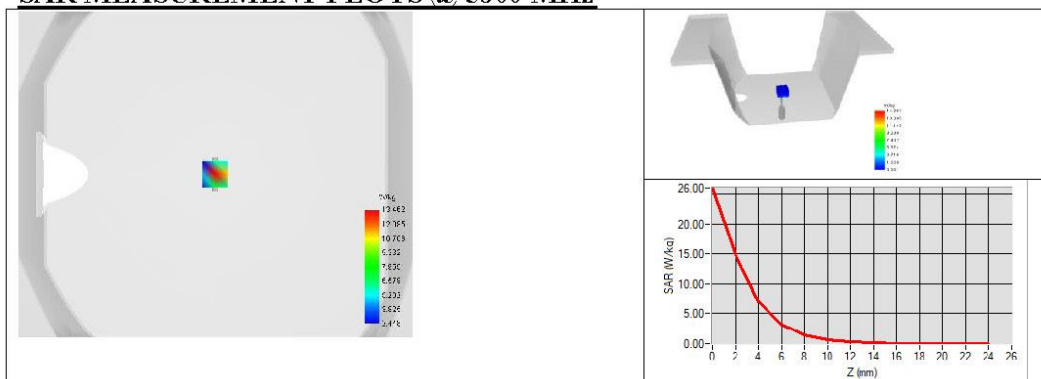
Page: 8/13

Template_ACR.DDD.N.YY.MVGB.ISSUE_SAR Reference Dipole5GHz_vD

This document shall not be reproduced, except in full or in part, without the written approval of MVG. The information contained herein is to be used only for the purpose for which it is submitted and is not to be released in whole or part without written approval of MVG.


SAR REFERENCE DIPOLE CALIBRATION REPORT

Ref: ACR.329.17.24.BES.A

SAR MEASUREMENT PLOTS @ 5400 MHz

SAR MEASUREMENT PLOTS @ 5600 MHz

SAR MEASUREMENT PLOTS @ 5800 MHz


Page: 9/13

Template_ACR.DDD.N.YY.MVGB.ISSUE_SAR Reference Dipole5GHz vD

This document shall not be reproduced, except in full or in part, without the written approval of MVG. The information contained herein is to be used only for the purpose for which it is submitted and is not to be released in whole or part without written approval of MVG.


SAR REFERENCE DIPOLE CALIBRATION REPORT

Ref: ACR.329.17.24.BES.A

7.3 BODY LIQUID MEASUREMENT

| Frequency MHz | Relative permittivity (ϵ_r') | | Conductivity (σ) S/m | |
|------------------|---|----------|----------------------------------|----------|
| | required | measured | required | measured |
| 5200 | 49.0 \pm10 % | 45.50 | 5.30 \pm10 % | 5.63 |
| 5300 | 48.9 \pm10 % | | 5.42 \pm10 % | |
| 5400 | 48.7 \pm10 % | 44.78 | 5.53 \pm10 % | 5.95 |
| 5500 | 48.6 \pm10 % | | 5.65 \pm10 % | |
| 5600 | 48.5 \pm10 % | 44.85 | 5.77 \pm10 % | 6.26 |
| 5800 | 48.2 \pm10 % | 44.45 | 6.00 \pm10 % | 6.58 |

7.4 SAR MEASUREMENT RESULT WITH BODY LIQUID

| | |
|------------------------------------|--|
| Software | OPENSAR V5 |
| Phantom | SN 13/09 SAM68 |
| Probe | SN 41/18 EPG0333 |
| Liquid | Body Liquid Values 5200 MHz: ϵ_r' :45.50 sigma : 5.63 Body Liquid Values 5400 MHz: ϵ_r' :44.78 sigma : 5.95 Body Liquid Values 5600 MHz: ϵ_r' :44.85 sigma : 6.26 Body Liquid Values 5800 MHz: ϵ_r' :44.45 sigma : 6.58 |
| Distance between dipole and liquid | 10 mm |
| Area scan resolution | dx=8mm/dy=8mm |
| Zoon Scan Resolution | dx=4mm/dy=4m/dz=2mm |
| Frequency | 5200 MHz 5400 MHz 5600 MHz 5800 MHz |
| Input power | 20 dBm |
| Liquid Temperature | 20 +/- 1 °C |
| Lab Temperature | 20 +/- 1 °C |
| Lab Humidity | 30-70 % |

| Frequency (MHz) | 1 g SAR (W/kg) | 10 g SAR (W/kg) |
|-----------------|----------------|-----------------|
| | measured | measured |
| 5200 | 73.02 (7.30) | 20.58 (2.06) |
| 5400 | 77.86 (7.79) | 21.85 (2.19) |
| 5600 | 79.90 (7.99) | 22.73 (2.27) |
| 5800 | 71.90 (7.19) | 20.50 (2.05) |

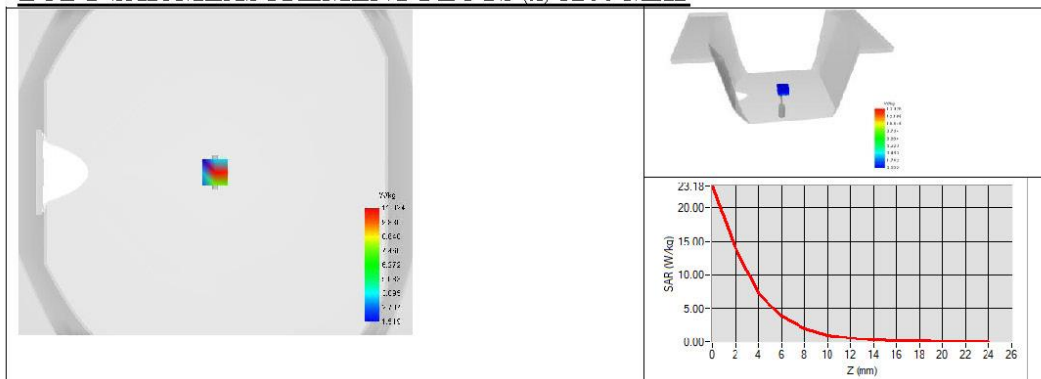
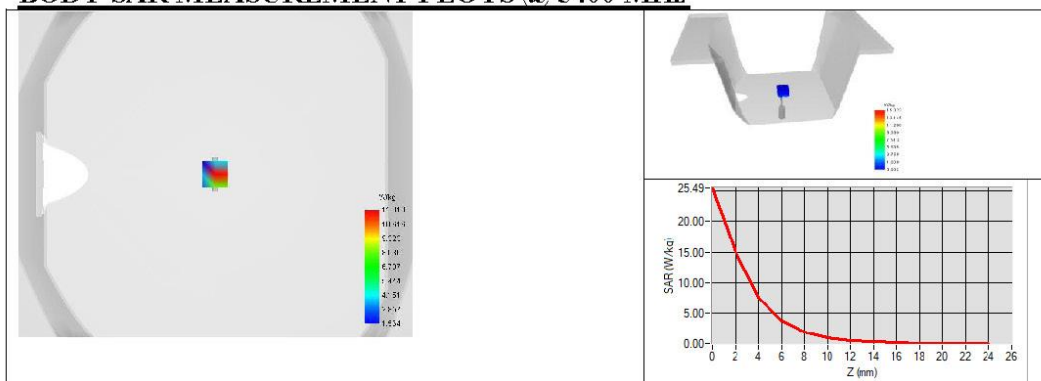
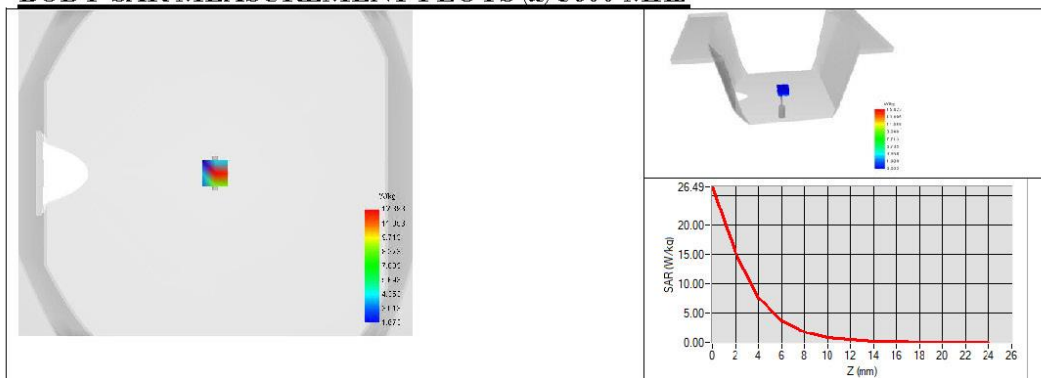
Page: 10/13

Template_ACR.DDD.N.YY.MVGB.ISSUE_SAR Reference Dipole5GHz_vD

This document shall not be reproduced, except in full or in part, without the written approval of MVG. The information contained herein is to be used only for the purpose for which it is submitted and is not to be released in whole or part without written approval of MVG.


SAR REFERENCE DIPOLE CALIBRATION REPORT

Ref: ACR.329.17.24.BES.A

BODY SAR MEASUREMENT PLOTS @ 5200 MHz

BODY SAR MEASUREMENT PLOTS @ 5400 MHz

BODY SAR MEASUREMENT PLOTS @ 5600 MHz


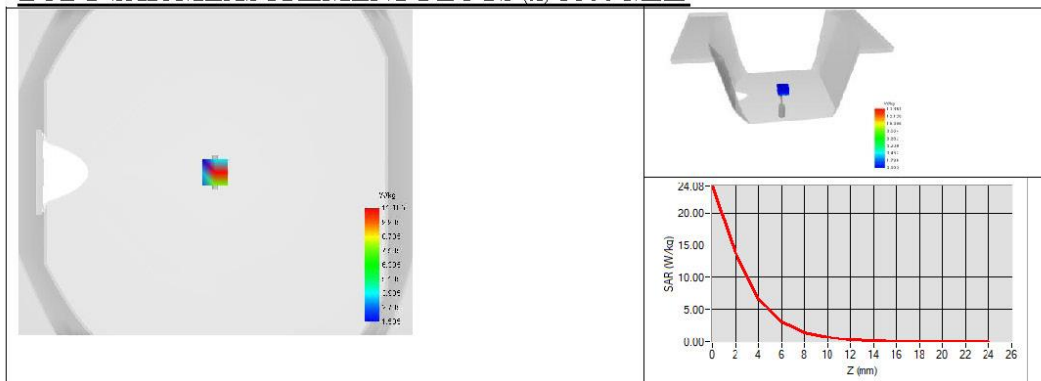
Page: 11/13

Template_ACR.DDD.N.YY.MVGB.ISSUE_SAR Reference Dipole5GHz vD

This document shall not be reproduced, except in full or in part, without the written approval of MVG. The information contained herein is to be used only for the purpose for which it is submitted and is not to be released in whole or part without written approval of MVG.



BODY SAR MEASUREMENT PLOTS @ 5800 MHz





8 LIST OF EQUIPMENT

| Equipment Summary Sheet | | | | |
|------------------------------------|-------------------------|--------------------|---|---|
| Equipment Description | Manufacturer / Model | Identification No. | Current Calibration Date | Next Calibration Date |
| SAM Phantom | MVG | SN 13/09 SAM68 | Validated. No cal required. | Validated. No cal required. |
| COMOSAR Test Bench | Version 3 | NA | Validated. No cal required. | Validated. No cal required. |
| Network Analyzer | Rohde & Schwarz ZVM | 100203 | 08/2024 | 08/2027 |
| Network Analyzer | Agilent 8753ES | MY40003210 | 10/2022 | 10/2025 |
| Network Analyzer – Calibration kit | Rohde & Schwarz ZV-Z235 | 101223 | 05/2022 | 05/2025 |
| Network Analyzer – Calibration kit | HP 85033D | 3423A08186 | 06/2021 | 06/2027 |
| Calipers | Mitutoyo | SN 0009732 | 10/2022 | 10/2025 |
| Reference Probe | MVG | SN 41/18 EPGO333 | 10/2024 | 10/2025 |
| Multimeter | Keithley 2000 | 1160271 | 02/2023 | 02/2026 |
| Signal Generator | Rohde & Schwarz SMB | 106589 | 04/2022 | 04/2027 |
| Amplifier | MVG | MODU-023-C-0002 | Characterized prior to test. No cal required. | Characterized prior to test. No cal required. |
| Power Meter | NI-USB 5680 | 170100013 | 06/2024 | 06/2027 |
| Power Meter | Rohde & Schwarz NRVD | 832839-056 | 11/2022 | 11/2025 |
| Directional Coupler | Krytar 158020 | 131467 | Characterized prior to test. No cal required. | Characterized prior to test. No cal required. |
| Temperature / Humidity Sensor | Testo 184 H1 | 44225320 | 06/2024 | 06/2027 |


Page: 13/13

Template ACR.DDD.N.YY.MVGB.ISSUE SAR Reference Dipole5GHz vD

This document shall not be reproduced, except in full or in part, without the written approval of MVG. The information contained herein is to be used only for the purpose for which it is submitted and is not to be released in whole or part without written approval of MVG.

17. EUT Photographs




18. Photographs Of The Liquid


Photograph of the depth in the Body Phantom (600-10000MHz, depth >15cm)

19. EUT Test Setup Photographs


Left Cheek




Left Tilt




Right Cheek




Right Tilt



Front (5mm)



Back (5mm)



Left (10mm)



Right (10mm)



Top (10mm)



Bottom (10mm)



STATEMENT

1. The equipment lists are traceable to the national reference standards.
2. The test report can not be partially copied unless prior written approval is issued from our lab.
3. The test report is invalid without the "special seal for inspection and testing".
4. The test report is invalid without the signature of the approver.
5. The test process and test result is only related to the Unit Under Test.
6. Sample information is provided by the client and the laboratory is not responsible for its authenticity.
7. The quality system of our laboratory is in accordance with ISO/IEC17025.
8. If there is any objection to this test report, the client should inform issuing laboratory within 15 days from the date of receiving test report.

Address:

1-2/F., Building B, Pengzhou Industrial Park, No.158, Fuyuan 1st Road, Zhancheng, Fuhai Subdistrict, Bao'an District, Shenzhen, Guangdong, China

TEL: 400-788-9558

P.C.: 518103

FAX: 0755-33229357

Website: <http://www.chnbctc.com>

Consultation E-mail: bctc@bctc-lab.com.cn

Complaint/Advice E-mail: advice@bctc-lab.com.cn

***** END *****