

RF Exposure Report

Product name: Remote Controller

Trademark: SKYWORTH, COOCAA, METZ

Model no......: HS-8AD

Series Model(s).....: N/A

FCC ID.....: 2ANM3HS8AD

Report No: C250303010-RF03

Test Standards: CFR47 FCC Part 2: Section 2.1093
CFR47 FCC Part 1: Section 1.1310

Applicant: Shenzhen Chuangwei-RGB Electronics Co., Ltd.

Address of applicant: 13F-16F, Unit A, Skyworth Building, Shennan Road,
Nanshan District, Shenzhen, Guangdong, China

Manufacturer.....: Shenzhen Skyworth Display Technology Co., Ltd.


1st Floor, Experimental Factory, Skyworth Technology


Manufacturer Address.....: Industrial Park, Tangtou Community, Shiyan Street, Bao an
District, Shenzhen City

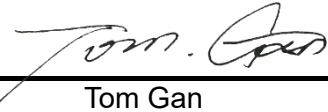
Date of Test Date.....: n.a.

Date of issue.: Jun 19, 2025

Test result.....: Compliance

Prepared By : 
Adil Yang/Engineer

Reviewed By : 
Greg Zhang/Engineer

Approved By : 
Tom Gan

The test results in the report only apply to the tested sample. The test report shall be invalid without all the signatures of testing engineers, reviewer and approver. Any objections must be raised to CSIC within 15 days since the date when the report is received. It will not be taken into consideration beyond this limit.

Table of Contents**Page**

1	TEST SUMMARY.....	3
1.1	TEST FACILITY	3
2	GENERAL INFORMATION.....	4
2.1	GENERAL DESCRIPTION OF EUT	4
3	MAXIMUM PERMISSIBLE EXPOSURE (MPE).....	6
3.1	RF EXPOSURE	6

1 TEST SUMMARY

1.1 Test Facility

Shenzhen Central Standard International Center Co., Ltd. (CSIC)

Room 201, Building 1, Mogen Fashion Industrial Park, No. 10, Shilongzai Road, Xinshi Community, Dalang Street, Longhua District, Shenzhen.

The test facility is recognized, certified or accredited by the following organizations:

CNAS Registration No.: L11671

FCC Registration No.: 0031378433 Designation Number: CN1317

IC CAB identifier: CN0051

A2LA Lab Cert. No.: 6426.01

2 GENERAL INFORMATION

2.1 General Description of EUT

Product information	
Product Name:	Remote Controller
Trademark:	SKYWORTH, COOCAA, METZ
Model No:	HS-8AD
Series Model:	N/A
Power supply:	DC 3V for 2*AAA Battery
Hardware version:	E01202-24232020-000
Software version:	Skyworth_HS-8AD
Technical Specification of Bluetooth LE	
Frequency Range:	2402 MHz to 2480 MHz
Type of Modulation:	GFSK
Channel Number:	40 channels
Data Rate:	1 Mbps, 2 Mbps
Channel Separation:	2 MHz
Antenna type:	PCB antenna
Antenna gain:	0.3dBi
Product factory information	
Manufacture/Factory 1:	Shenzhen Chuangwei-RGB Electronics Co., Ltd. Shiyuan Factory
Address of factory 1:	Skyworth Science and Industrial Park, Tangtou 1st Road, Shiyuan Street, Bao an District, Shenzhen, China
Manufacture/Factory 2:	BEST MADE ELECTRONIC MANUFACTURING SA (PTY) LTD
Address of factory 2:	Corner of Pine Street and Acasia Close, Lords View Industrial Park, Chloorkop, Edenvale, Johannesburg, SA
Manufacture/Factory 3:	Skyworth Group Intelligent Technology Co.,Ltd
Address of factory 3:	66 Fenglang 1st Road,Huangpu District, Guangzhou, China
Manufacture/Factory 4:	PT. SKYWORTH INDUSTRY INDONESIA
Address of factory 4:	EJIP Industrial Park,Plot 5G,Cikarang Selatan,Bekasi 17530,Jawa Barat,Indonesia
Manufacture/Factory 5:	RADIANT APPLIANCES AND ELECTRONICS PRIVATE LIMITED
Address of factory 5:	Survey No. 111,112,S-2 A 1, ECity, Fabcity, MaheshwaramMandal, Raviryala Village, Ranga Reddy.Telangana,501141
Manufacture/Factory 6:	Omni Solid Services, Inc.
Address of factory 6:	2000 East Service Road, San Martin de Porres, Parañaque City, 1713 Metro Manila, Philippines
Manufacture/Factory 7:	DLG ANSEN ELECTRONICS COMPANY LIMITED

Address of factory 7:	Lot I3-6, N2 Street, Saigon Hi-Tech Park, Tang Nhon Phu A Ward, Thu Duc City, Ho Chi Minh City, Viet Nam.
Manufacture/Factory 8:	Xtreme electronics co., Ltd.
Address of factory 8:	51/18 Moo.3. T. TARKAI A. MUNGCHACHOENGSAO J.CHACHOENGSAO 24000 THAILAND
Remark:	

Remark: The above information and materials are provided by the Manufacturer.

3 Maximum Permissible Exposure (MPE)

3.1 RF Exposure

3.1.1 Limit

The limit for Maximum Permissible Exposure (MPE) specified in FCC 1.1310 is followed. The gain of the antennas used in the product is extracted from the Antenna data sheets provided and also the maximum total power input to the antenna is measured. Through the Friis transmission formula and the maximum gain of the antenna, we can calculate the distance, away from the product, where the limit of MPE is reached.

Although the Friis Transmission formula is far field assumption, the calculated result of that is an over-prediction for near field power density. It is taken as worst case to specify the safety range.

According to FCC 1.1310: The criteria listed in the following table shall be used to evaluate the environmental impact of the human exposure to radio frequency (RF) radiation as specified in 1.1307 (b).

For FCC:

Frequency Range	Electric Field Strength	Magnetic Field Strength	Power Density
[MHz]	[V/m]	[A/m]	[mW/cm ²]
Limits for Occupational / controlled Exposures			
300 - 1500	--	--	f/300
1500 - 100000	--	--	5.0
Limits for General population / Uncontrolled Exposure			
300 - 1500	--	--	f/1500
1500 - 100000	--	--	1.0

NOTE: f = Frequency in MHz

3.1.2 Friss Formula

According to KDB447498 D01 General RF Exposure Guidance V06
The 1-g and 10-g SAR test exclusion thresholds for 100 MHz to 6 GHz at test separation distances ≤ 50 mm are determined by:

$[(\text{max. power of channel, including tune-up tolerance, mW})/(\text{min. test separation distance, mm})]^*$

$[\sqrt{f(\text{GHz})}] \leq 3.0$ for 1-g SAR and ≤ 7.5 for 10-g extremity SAR, where

$f(\text{GHz})$ is the RF channel transmit frequency in GHz ;

Power and distance are rounded to the nearest mW and mm before calculation ;

The result is rounded to one decimal place for comparison ;

The test exclusions are applicable only when the minimum test separation distance is ≤ 50 mm and for transmission frequencies between 100 MHz and 6 GHz.

If we know the maximum gain of the antenna and the total output power to the antenna, through calculation, we will know MPE value at distance 5mm.

3.1.3 Classification

The antenna of this product, under normal use condition, is at least 5mm away from the body of the user. Warning statement to the user for keeping at least 5mm or more separation distance from the antenna should be included in the User manual. So, this device is classified as Mobile device.

3.1.4 EUT Operating Conditions

EUT was enabled to transmit and receive at lowest, middle and highest channels.

3.1.5 Evaluation Result

1) tand-alone transmission MPE

Mode	Frequency (GHz)	*Measured RF Output Power (dBm)	Distance (mm)	Result calculation	Limit (1-g)
Bluetooth	2.402	-2.011	5	0.195	3.0
Note: 1. Bluetooth RF Output Power: Refer to test report C250303010-RF01					

3.1.6 Conclusion

Therefore, the maximum calculations result of above are meet the requirement of Radio Frequency Exposure (MPE) limit.

*****THE END*****