

## Test Setup Photos for E225\_RFID\_Bipolar-V02

Test Report: L29Z0002

### Conducted Emission (§15.207):




Figure 1: Test Setup Conducted Emissions (150 kHz – 30 MHz) – Configurations 11

**Occupied Bandwidth (§15.215c):**




**Figure 2: Test Setup Occupied Bandwidth – Configuration 5**



**Figure 3: Test Setup Occupied Bandwidth – Configuration 6**



**Radiated Emissions (§15.205, §15.209, §15.225a-d):**



**Figure 4: test setup Radiated disturbances 30 MHz to 1000 MHz – Configurations 5, 6, 7, 8**







Figure 5: test setup for Radiated disturbances 9 kHz to 30 MHz – Configuration 1, 2, 3, 4, 5



**Frequency Stability (§15.225e):**



**Figure 6: test setup for frequency stability – Configurations 1 & 2**