210x145mm 105g铜版纸 黑白印刷

Warning Statement

This equipment has been tested and found to comply with the limits for a Class B digital device, pursuant to part 15 of the FCC Rules. These limits are designed to provide reasonable protection against harmful interference in a residential installation. This equipment generates, uses and can radiate radio frequency energy and, if not installed and used in accordance with the instructions, may cause harmful interference to radio communications. However, there is no guarantee that interference will not occur in a particular installation. If this equipment does cause harmful interference to radio or television reception, which can be determined by turning the equipment off and on, the user is encouraged to try to correct the interference by one or more of the following measures:

• Reorient or relocate the receiving antenna.
• Increase the separation between the equipment and receiver.
• Connect the equipment into an outlet on a circuit different from that to which the receiver is connected.
• Consult the dealer or an experienced radio/TV technician for help.

Caution: Any changes or modifications to this device not explicitly approved by manufacturer could void your authority to operate this equipment.

This device complies with part 15 of the FCC Rules. Operation is subject to the following two conditions: (1) This device may not cause harmful interference, and (2) this device must accept any interference received, including interference that may cause undesired operation.

The device has been evaluated to meet general RF exposure requirement. The device can be used in portable exposure condition without restriction.

LITBOT 小动

小动姿态车

DYNAMIC BALANCING SCOOTER

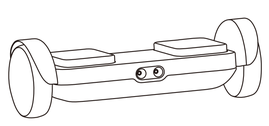

Operation Instruction

Catalogue

Products and parts ---------- 3-4
Function Layout ---------- 5-7
Charger Connection ---------- 8
Learn Driving ---------- 9-11
Avoid Hidden Dangerous ---------- 12-13
Convey ---------- 14
Safety Instruction ---------- 15-16
Daily Maintenance ---------- 17
Technical Parameters ---------- 18-19
Trademark and Legal Notices ---------- 20
Guarantee Policy ---------- 21
After-Sale Service ---------- 22

Welcome Use

Very Appreciated that you chosen our Litbot Unibody Gesture Hoverboard. (Below called Litbot), Litbot is an electric drive intelligent gesture Balance car which has self-balance ability.From now on, Let Litbot Lead us into the driving paradise of our heart.

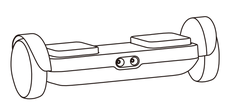

Products and parts

Body:

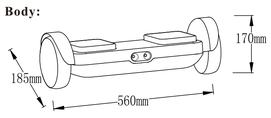

Attached box:

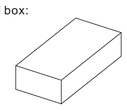

Inside the box

Charger:

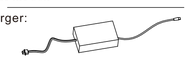

Products and parts

Operation Instruction | Warranty Card | Product certificate

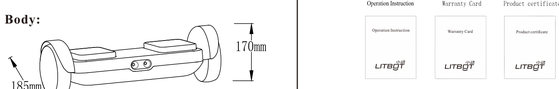

Please check carefully whether the package is well and in good condition. If there is any missing or damaged, please visit the Litbot dynamic balance after-sale service website: www.dph-car.com or dial 400-892-7929 ask for more questions.

Function Layout:

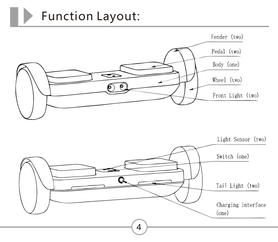

Function Layout:

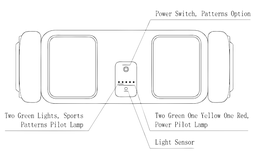

Pattern Option

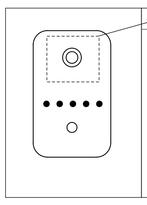

Default Beginner Pattern.
There are two patterns: Beginner and Sporting.
After press power switch, only bright one green pilot lamp within 4s,it is beginner pattern; bright two green pilot lamps within 4s, it is sporting pattern.
Press power switch twice within 4s, interval time should less than 1s. you can switch different patterns. It has set-off memories.
The difference between beginner and sporting is flexible sensitivity. The biggest performance is rotation sensitivity.
Beginner: Low sensitivity, Slow rotation speed.
Sporting: High sensitivity, Fast rotation speed.

Function Layout:

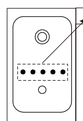

Pilot Lamp Instruction (Flicker Frequency ~1Hz)

a.Battery Discharging LED Display (LED Color: Green, Green, Green, Yellow, Red)

Voltage Range(U/V)	LED Display (Bright)	Power percentage
U>38.5	Green, Green, Green, Yellow, Red: On	100%
36.5<U<38.5	Green, Green, Yellow, Red On; Others Off	90%
33.5<U<36.5	Green, Yellow, Red On; Others Off	70%
32.5<U<33.5	Yellow, Red On; Others Off	20%
31.5<U<32.5	Red On; Others Off	10%
U<31.5	RED (blinking)	1%

b.Battery Charging LED Display (LED Color: Green, Green, Green, Yellow, Red)

Voltage Range(U/V)	LED Display (Bright)	Power percentage
U<34	Yellow, Green, Green, Green Blinking in turn; Red on	30%
34<U<36	Green, Green, Green Blinking in turn; Yellow Red on	65%
36<U<38	Green, Green Blinking in turn; Green Yellow Red on	85%
38<U<40.5	Green Blinking in turn; Green Green Yellow Red on	95%
U>41.5	All lights on	100%

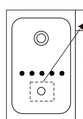

Light Sensor

The light sensor is very sensitive to the light.
When the illumination intensity of the environment is not up to the preset threshold, the headlight switch is closed, it is in the lighting condition. When reached the set threshold, it is in the closed state. (Usually the light illumination intensity is greater than the LED illumination intensity, thus the front lights will bright in the LED lighting environment.

Function Layout:

Buzzer Broadcast:

Item	Name	Specification	Remark
1	Buzzer broadcast	1.On Operation: sub-board tweet twice 2.Off Operation: Main-Board tweet once 3.Pattern option: Main-Board tweet twice 4.Buzzer voice: 75DB 5.Cycle ringing fault	

Calibration Method:

Item	Name	Specification	Remark
1	Gyroscope Angle Calibration	First calibration: press power switch 5s, please do not loosen Second or later: press power switch 15s, do not loosen during this period Then it begins to calibrate gyroscope. After calibration, the tail lights continuous blinking, buzzer tweeting. (tweeting 240ms, stop 240ms, circularly) Restart recover riding function, calibration angle range is horizontal ±10° .	

Riding method brief instruction:

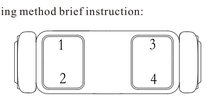

Litbot do not distinguish front and back (Usually consider tail lights back,front lights front). Feet step on pedal, relax your body and stand straightly, eyes front, try to keep your scooter stop in ground. One foot do not move, the other one press zone 1, Litbot clockwise rotation; Press zone 2, Litbot counterclockwise rotation. On the other hand, one foot do not move, the other one press zone 3, Litbot counterclockwise rotation; press zone 4, Litbot clockwise rotation. Body slightly forward, press zone 1 and 3 at the same time, Litbot accelerate go forward; Body slightly backward, press zone 2 and 4 at the same time, Litbot decelerate, then accelerate backward.

Charger connection:

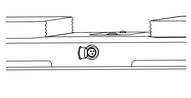

Spot anchor point, align the plug charging interface

Bluetooth Connection Method:
1. After the boot, the device will make the sound "The bluetooth device is ready to pair".
2. Turn on the Bluetooth function of the mobile device and search for Bluetooth device "Bluetooth"".
3. After clicking the device will be automatically paired and connected.After successful connection, the sound "The Bluetooth device is connected successfully." will be made.
4. The device that has been successfully paired will be automatically connected the next time you turn on the device and the bluetooth function of your mobile device.

Learn Driving：

Litbot belongs to sport products, please be sure to wear sport shoes, protective tools, safety helmets and other safety articles when riding;

1.First time driving, please drive on the open ground field through other people's assistance. Turn on switch. When the litbot is stable, please step on the pedal with your active foot.

2.When Litbot stable, Slowly move the gravity of the body to the active foot.

Learn Driving：

3.When moved your gravity of the body to your active foot stably, raise your other foot on the rest pedal. Make your two feet on the pedal this time. Please relax your body in the process of learning . When all feet step on the pedal, please stand straight and straight ahead, please avoid shaking violently.

4.Slowly moving your gravity of your body to control go forward and backward.

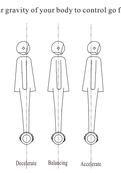

Learn Driving：

5.Steering the body to the left (right) to adjust the center of gravity, attention to both sides barrier, to avoid collisions.



6.Get off Litbot Method:

Warning: Make sure get off at the back of the scooter, Do not cross to the front of the ride.

Avoid Hidden Dangerous:

Warning: Do not ride up and down stairs and escalators

Warning: It is not appropriate to ride on a slope of more than 15 degrees



Forbidden: No Rapid accelerating/ decelerating or over-speed driving

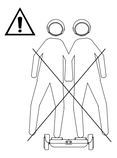

Warning: More than one person riding at the same time not allowed

Avoid Hidden Dangerous:

Forbidden: When riding, do not load heavy objects and do not carry people

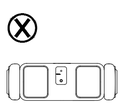

Forbidden:Do not ride when low battery alarm

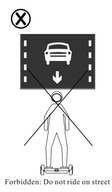

Forbidden: Do not ride on street

Warning: Do not ride in over 1cm deep water for longer periods

Convey:

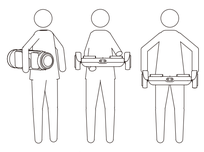

Warning: Do not carry one side fender

When convey Litbot, ensure that it is in power off status, (otherwise, the wheels will turn very fast. It may lead to your cloth or fingers stuck between the tire and fender, which will make seriously injured). Do not carry Litbot on one side fender, please carry across the body of Litbot.

Safety Instruction

1.Caution! LITBOT is an entertainment product, which is di erent from those motor vehicles driving on the motor road. Before mastering riding skills, you need to practice a lot. Any injuries or lost caused by rider's unfamiliar skills or riding doesn't obey instructions listed, Shenzhen Dynamic Balance Technology Co., Ltd. is excluded from those responsibilities. Our company only responsible for damages caused due to product failure.

2.Caution! LITBOT is a sport product. You should be familiar with the operation instruction and driving methods before driving. There maybe a security risk when it enters the public area. So it must be in strictly accordance with the driving operation instruction.

3.Before driving LITBOT, the driver need to have a certain sense of their own security. The driver need to wear helmets, knee pads, elbow pads and other protective gears to ensure the safety during riding.

4.Beginners should find an open flat ground for driving practice.

5.Drivers should have a thorough understanding of the driving environment around them to ensure that they are not disturbed by cars, pedestrians, pets, bicycles and other obstructions. Please do not practice on slippery grounds.

6.The faster of the speed, the longer braking distance will be required. Thus please stay alert and maintain proper speed during driving.

7.Forbidden rapid accelerate, urgent decelerate, carry people or cargo and other dangerous movements to ensure stably and safety driving.

8.LITBOT should fully charge at least once a week to ensure the battery life.

9.When driving LITBOT please strictly abide by this manual for the driver's safety requirements. For violation of this manual prompted behaviors which leads to all property, personal damage, accident, legal dispute and all other conflict of interest's adverse events, Shenzhen Dynamic Balance Technology Co., Ltd. Will not be liable for any direct liability and joint liability.

Safety Instruction

10.Please do not lend LITBOT to anybody who does not know how to operate, in order to avoid injury. Please be responsible for your friends' safety.

11. Please read and obey "Warning" and "Prohibit" carefully in this instruction. Riding under safety instruction and do not ride over-speed. Under no circumstance can ride together with motor vehicles on the motor road. Here are some safety riding tips:

A) Those people below are forbidden riding LITBOT.

a) Age under 16 years old or above 50 years old. Those teenagers between 12-18 years old should ride under adult's guidance.

b) Those who are still under the influence of alcohol and drugs with low response.

c) Those who suffer from hypertension, cardiovascular and cerebrovascular or other high risk disease not suitable for the sports.

B) Please have a clear understanding about the local law and regulation before riding this product. Do not ride on the roads which is forbidden by local laws.

C) Do not ride in the snow and rainy days or on the roads which is muddy, soft and slippery.

D) When battery indicate light is red, do not ride.

12. Before driving, please check LITBOT body carefully. If found any loosen parts, low battery power , excessive wear of tire, abnormal sounds of motor rotation or other abnormal situations, please stop riding immediately. And dial LITBOT after-sale service line: 4008 927 929 for professional guidance and maintenance services.

Daily Maintain and Maintenance

LITBOT Cleaning and Storage

If Litbot body surface appears stains, using a soft cloth which dipped some water to wipe. Please ensure that Litbot is in power-off status when wiping.

Please storage Litbot in dry and shady place when do not use. Try to avoid long time outdoor storage.

The sun exposure / overheat / super-cooling outdoor environment will accelerate Litbot appearance and tire aging and reduce the battery life.

LITBOT Cleaning and Storage

Do not put battery in Over 50℃ or less than -10℃ environment. Forbidden throw battery into fire. Otherwise, it may lead to battery lose efficacy, overheat, even set on fire.

Please recharge before the battery electricity fully depleted, charge whenever use is much better. this can greatly extend the battery life. In addition, use at room temperature, the battery group can play high performance and will have a long mileage; and if use under 0℃ environment, battery life and performance will decline.

Note: the battery itself has the characteristics of self consumption. If storage without use for a long time, it will cause excessive discharge, then it will lead to damage to the battery itself. If do not charge timely, it is likely to lead to excessive discharge then damage. This damage is irrecoverable. There is an intelligent chip inside to record the situation of charge and discharge. Thus the damage caused by long time no charging can not enjoy free warranty. (Note: non professional person are prohibited to disassemble the battery pack, otherwise it may lead to serious accidents due to electric shock or short circuit!)

Technical Parameters:

Performance Index	Items	LITBOT D1 parameters
Dimension	Length*Width (mm)	560*185
	Height (mm)	170
Weight	Max. Loading (kg)	~100
	NW(kg)	~10
Person	Suitable person (age)	16~50
Main parameters	Safety Speed (km/h)	≤12
	Cruising Milage (km)	~20
	Max. Climbing Limit	≤15°
	Pattern Option	Default Beginner Pattern.There are two patterns: Beginner and Sporting.After press power switch, only bright one green pilot lamp within 4s,it is beginner pattern; bright two green pilot lamps within 4s, it is sporting pattern.Press power switch twice within 4s, interval time should less than 1s. you can switch different patterns. It has set-off memories.The difference between beginner and sporting is flexible sensitivity. The biggest performance is rotation. Beginner: Low sensitivity, Slow rotation speed. Sporting: High sensitivity, Fast rotation speed.
	Suitable ground	Hardened and flat road, slope below 15 degrees
	Work Temp.	-10℃~+40℃
	Storage Temp.	-20℃~+45℃
	Waterproof Level	Ip54
Battery group parameters	Rated Voltage(VDC)	36
	Highest charging voltage (VDC)	42
	Rated capacity (Wh)	154
	Intelligent protection	Over-charging/over-voltage/overheat alarming. Cut automatically

Technical Parameters:

Motor Parameters	Max. Power (W)	350*2
	Safety Certification	CCC, CE, UL
Charger Parameters	Rated Power(W)	62
	Rated input Voltage(VAC)	100~240VAC/50~60Hz
	Rated output Voltage(VAC)	~42.0
	Rated Current (A)	~1.5
	Safety Certification	CE, UL
	Charging Time(h)	~3.0

[1]Cruising Mileage: Full electricity situation, 60kg weight,25℃ environment temperature,around 12km/h speed riding on smooth road. [Note: Figures and parameters maybe some difference between different models. Any change,without notice]

Trademark and Legal Notices

This manual issued by Shenzhen Dynamic Balance Technology Co., Ltd. Which own itself intellectual property rights and protected by law. For the above products, service or any parts information,Without the written permission of the company, any units and individuals shall not allowed to use, copy, modify, transcribe, transmission or bundled usage and selling with other products in any way or reason. Any violating Dynamic Balance copyright and other intellectual property rights behaviors will be investigated its legal liability according to law.

Litbot, trademark of Shenzhen Dynamic Balance Technology Co.,Ltd. or a related company registered trademark, legal protection, all rights reserved. Without the written permission of the trademark owner or Shenzhen Dynamic Balance Technology Co., Ltd. To any part of the trademark, any units and individuals shall not allowed to use, copy, modify, transcribe, transmission or bundled usage or selling with other products in any way or reason. Any violating Shenzhen Dynamic Balance Technology Co., ltd Trademark behaviors will be investigated its legal liability according to law.

This manual contains all the function and usage instructions as completely as possible when printing. Your bought products maybe parts are inconsistent with this manual, because of product function improvement and designation changes reasons etc. Some functions mentioned in this manual may not be realized in other products. Because of product updates, There maybe some deviations between the manual and the actual product in color, appearance and other aspects. Please take actual products as the standard.

Manufacturer:

Shenzhen Dynamic Balance Technology Co.,Ltd.

Add: No.92,Zhu Gushi Road,Zhu Gushi Industrial Park,Wu Lian Community,Long Cheng Street, Long Gang District,Shen Zhen,Guangdong P.R., 518172, China.

Website: www.dph-car.com

Guarantee Policy

Item	Guarantee contents	Warranty
Controller, charger	Irrecoverable performance fault can be replaced (Self modification, man-made damage not included)	6month
Battery	Battery capacity attenuate over 50%(man-made damage not included) , replace new battery within 6month, maintenance battery in 7-12month (man-made damage and battery in water not included)	12month
Motor	Man-made damage and motor in water not included	12month
Light/housing	Man-made damage not included	3month

After-Sale Service:

A. Below situation belongs to non-warranty range, need pay for the maintenance.

1.Over valid period
2.Man-made damage
3.Force majeure caused damage
4.Damage caused by not abide by operation instruction usage, maintenance and adjustment rules.
5.Failure or damage caused by the use of this product, such as overloading, riding through obstacles (including but not limited to riding down the stairs, falling, etc.), exceeding the normal usage conditions, causing damage by extreme sports
6.Disassemble or repair in privately without the permission of Dynamic Balance Company.
7.Malicious damage products
8.Failure and damage caused by other non - product design, manufacture, quality and other problems.

B. Fee Scale and parts price please contact sales person in Shenzhen Dynamic Balance Technology Co., ltd.

C. During the usage, any questions of driving, maintenance and safety etc. Need to consult, you can contact any Shenzhen Dynamic Balance Technology Co., Ltd. After-sale service channel to consult.

Website: www.dph-car.com

Service Line : 4008 927 929