


## **Appendix II**


### **Setup Photographs**

**Project No.: 4790954534.7-1-RF**

### AC Power Line Conducted Emission



### Radiated Band edge and Spurious Emission (About 1 GHz) MEASUREMENT POSITION (X axis)







MEASUREMENT POSITION (Y axis)



MEASUREMENT POSITION (Z axis)



### RADIATED RF MEASUREMENT SETUP (30MHz~1GHz)



### RADIATED RF MEASUREMENT SETUP (Below 30MHz)

