

# Appendix D


## Photographs

1. SAR measurement System
2. Photographs of Tissue Simulate Liquid
3. Photographs of EUT test position
4. EUT Constructional Details


## 1. SAR measurement System



## 2. Photographs of Tissue Simulate Liquid

Photo 1: Tissue Simulant Liquid for HBBL600-10000MHz	NA
	NA


### 3. Photographs of EUT test position



**Photo 6: Top Side 10mm**



**Photo 7: Bottom Side 10mm**



**Photo 8: Front side 0mm**



**Photo 9: Back side 0mm**



**Photo 10: Left Side 0mm**




**Photo 11: Right Side 0mm**



**Photo 12: Top Side 0mm**



**Photo 13: Bottom Side 0mm**



#### 4. EUT Constructional Details

