




Anti-snore pillow controller  
Instructions

———— V1.0 ————



MLILY®

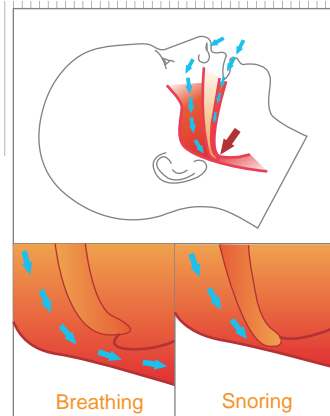
MLILY®

## 1.PRODUCT PACKAGING



## 2.USER INSTRUCTION

Snoring is often caused by vibrations within your soft tissues. When you sleep, the muscles and passageways can narrow or become obstructed within the respiratory tract. The Mlily Smart anti-snoring memory foam pillow can help align your head in the perfect sleeping position, thereby reducing the potential for bothersome snoring.



2 >

SLEEP SMARTER

SLEEP SMARTER

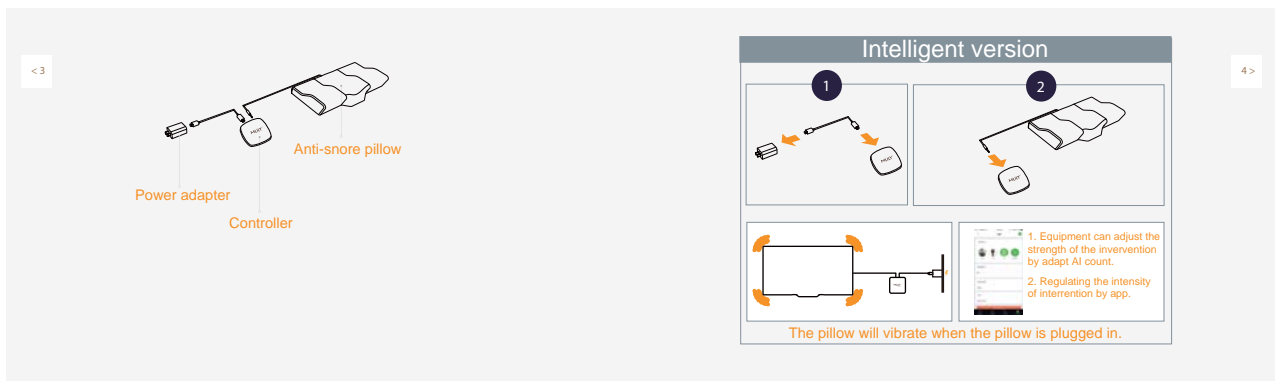
MLILY®

### 3.PRODUCT INTRODUCTION

The Mlily Smart anti-snoring memory foam pillow vibrates when snoring is detected and signals you to adjust your sleeping position. The customized vibration frequency identifies snoring with a light touch. Your improved aligned position ensures a sound and deep sleep.

MLILY®

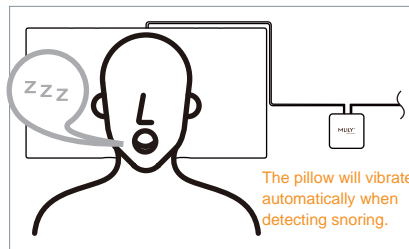
### 4.PRODUCT INSTALLATION



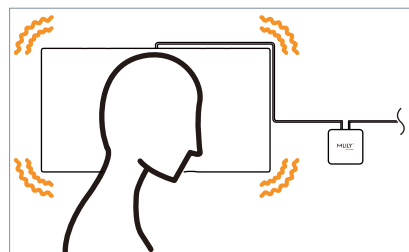
SLEEP SMARTER

SLEEP SMARTER

## 5. Product use



It may need seven days to adjust and adapt to the anti-snoring intervention. You can adjust the strength of intervention as you preferred.



The function of anti-snoring is achieved by adjustment of the head after vibration. After a vibration, if the snoring is detected again, the pillow will vibrate after 30 seconds delay.

MLILY®

MLILY®

## 6.DOWNLOAD APP

To download the app, scan the QR-code or search for it in the APP store.Currently the app is available in the App Store and Google play . When searching for APP, please enter “Smart Sleep”or“MLILY”. You will need to scroll down to find the Mlily APP as per the screenshot below.



SLEEP SMARTER

SLEEP SMARTER

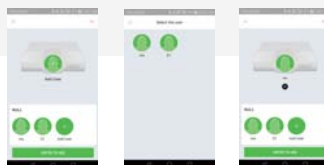
## 8.CONNECT EQUIPMENT

- (1).Connect all of the equipment tightly and switch on the power.
- (2).The mobile phone needs connect to "Bluetooth"mode.
- (3).Open the APP, click on the device information bar in the upper right corner → select "add device" → scan the QR code at the bottom of the device→ Enter into the interface of search device.
- (4).Click on search for the controller, and the device is added.

&lt; 9



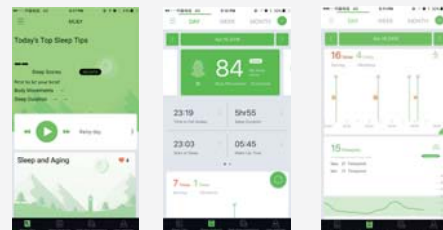
- User Setup  
Click on the avatar of the pillow, the user is added.



SLEEP SMARTER

## 9.DATA REPORTS

On the "Sleep Tips"page, the APP publishes sleep information articles about sleeping knowledge. You can share and collect your favorite articles. The collected articles will be saved in the favorites bar.You can view the sleep monitoring data of the whole night by App, including snoring, intervention and sleep information, etc.These can give you a more complete understanding of your sleep.



10&gt;

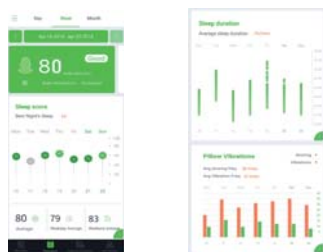
The Springrain Doctor's sleep analysis system also provides analysis and advice based on your daily sleep data,which you can use to improve your sleep.

There is a both daily sleeping report and a monthly sleeping report, so that the user can monitor the sleep quality over a period of time.

SLEEP SMARTER

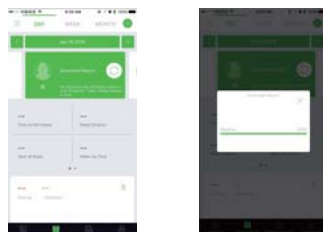
MLILY

MLILY



#### • Download report

For the user's data security, the sleep report is only stored for 7 days. Please update in time on the "Sleep Report" page.




SLEEP SMARTER

## 10.OTHERS

- Add User,My favorites,Help,About,Feedback.  
My favorites: Save the articles that the user has collected on the "Sleep Tips" page.  
Help: About some simple function introduction for App from "Help" page.  
About: APP version information, share and comment on this application.  
Feedback: The user encountered any problems in use, you can use this feature to feedback opinions.

#### • Equipment parameters

Size	100mm*100mm*20mm
Weight	140g
Input voltage	5V  2000mAH
Capacity	10W
Rate	2.4GHz



SLEEP SMARTER

< 11

12 >

## 11.AFTER-SALES SERVICE AND GUARANTEE

### Additional Instructions

- (1). Only the host is within the scope of exchange and warranty.
- (2). The host can be replaced with a new one for free in case of device performance issue within 15 days after purchase without appearance damage. During the exchange period, the product shall be replaced to the same model one after defecting the fault, on the contrary, the original shall be returned back.
- (3). Please show purchase receipt for after-sale service, otherwise, the quality assurance date will start from the date of production.
- (4). Repaired products postage borne by the sender.
- (5). Dealers promise you other commitments that out of our commitments, we does not undertake any responsibility.
- (6). The final interpretation and amendment of the exchange and warranty is owned to China Beds Direct, LLC.

### Warranty Certificate

- Warranty Conditions:  
The electronic parts of anti-snoring pillow have 1 year warranty from the date of purchase. Please show this warranty card and purchase invoice when you ask for warranty service.
- Warranty period:  
Within 1 year from the date of purchase, if there are non-artificial performance problems, the consumer can keep the warranty by showing the purchase invoice and this warranty certificate.
- The following conditions are out of the warranty:
  - (1). Product damage due to not in accordance with the requirements for installation, use, maintenance, custody.
  - (2). The product model, series number does not match the information in the purchase invoice, or the product is beyond the warranty period.
  - (3). Product damage caused by the unexpected factors or human behaviors, such as matching inappropriate voltage, high temperature damage, water damage, mechanical damage and so on.
  - (4). Product damage caused by force majeure such as earthquake, fire, flood and thunderstruck.
  - (5). Product damage caused by transportation and loading and unloading in the return repair of the customer.



MLILY®

## 12.AFTER-SALES SERVICE GUARANTEE CARD

### Warranty card

Product range : Intelligence controller device suites

Customer name:

Tel:

Address:

Purchase date:

Corporation: China Beds Direct, LLC

Add: China Beds Direct, LLC dba MlilyUSA 2205 Polymer Drive  
Chattanooga, TN 37421

E-mail: info@mlilyusa.com

Web: www.mlilyusa.com

<15

### Qualified Certificate

Product range: Intelligence controller device suites

Surveyor: \_\_\_\_\_

This product is qualified according to the delivery inspection

SLEEP SMARTER

### FCC Statement

Any Changes or modifications not expressly approved by the party responsible for compliance could void the user's authority to operate the equipment.

This device complies with part 15 of the FCC Rules. Operation is subject to the following two conditions: (1) This device may not cause harmful interference, and

(2) This device must accept any interference received, including interference that may cause undesired operation.

### FCC Radiation Exposure Statement:

This equipment complies with FCC radiation exposure limits set forth for an uncontrolled environment. This equipment should be installed and operated with minimum distance 20cm between the radiator & your body.

Note: This equipment has been tested and found to comply with the limits for a Class B digital device, pursuant to part 15 of the FCC Rules. These limits are designed to provide reasonable protection against harmful interference in a residential installation. This equipment generates, uses and can radiate radio frequency energy and, if not installed and used in accordance with the instructions, may cause harmful interference to radio communications. However, there is no guarantee that interference will not occur in a particular installation. If this equipment does cause harmful interference to radio or television reception, which can be determined by turning the equipment off and on, the user is encouraged to try to correct the interference by one or more of the following measures:

- Reorient or relocate the receiving antenna.
- Increase the separation between the equipment and receiver.
- Connect the equipment into an outlet on a circuit different from that to which the receiver is connected.
- Consult the dealer or an experienced radio/TV technician for help.

16 >

SLEEP SMARTER