

# WYNX15

## Emitter Specification

### T

Technical support

#### Product description



### T

Technical support

#### Technical support

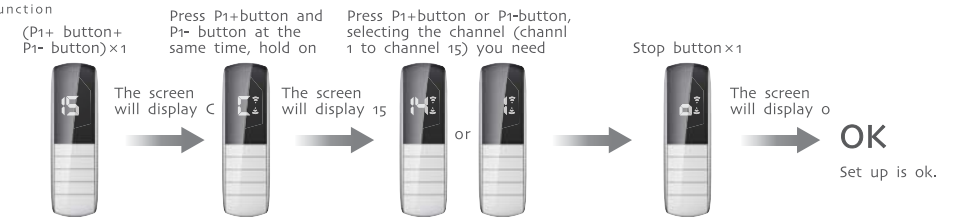
Technical parameters	Functional specification
<ul style="list-style-type: none"> <li>Input voltage: DC 3V (CR2450×2)</li> <li>Emission frequency: 433.92MHz±100KHz</li> <li>Transmission power: 25mW</li> <li>Operating current: 40mA</li> <li>Operating temperature: -10°C ~ 60°C</li> <li>Transmission distance: outside: 200 meters, inside (between two walls): 35 meters</li> </ul>	<p>DD1592H is a 15-channel emitter. One number of LCD screen means one control channel. Press "channel choose" button P1- (number descending) or P1+ (number increasing) to change the channel. On the analogy of this, loose finger when the indicator light move to suitable channel that you select effective channel. If LCD screen number show "o" that means all channels if effective (group control state).</p> <p>Notice: Emitter couldn't be exposed to moisture and striked, so as not to affect life. When you use emitter, if found emission distance obviously short or less sensitive, please change another same new battery. Please have batteries for recycling.</p> <p>Caution: Risk of explosion if battery is replaced by an incorrect type. Dispose of used batteries according to the instructions.</p>

### A

Additional function

#### The valid channels selection

! In the setting state, press the up button or down button you can quit quickly, if you want to change the valid channels, reset it.

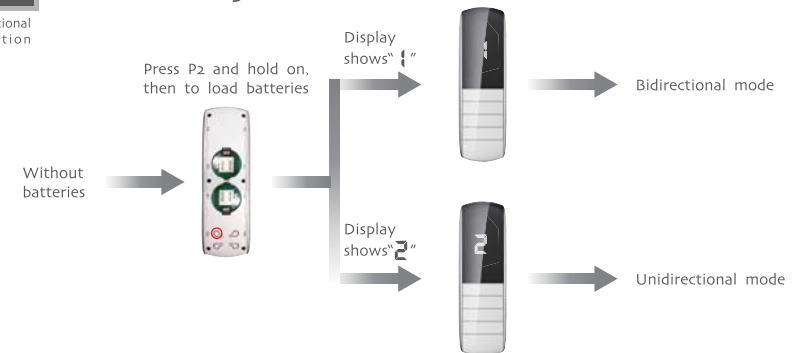


### A

Additional function

#### Unidirectional/Bidirectional mode switching

! Factory default is bidirectional mode, repeated operation can be cyclical switching.



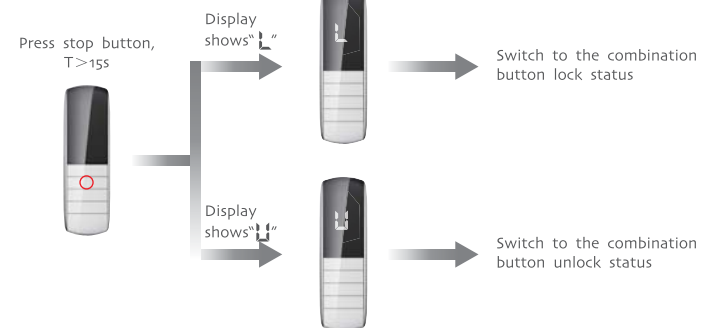
### A

Additional function

#### Combination button lock / unlock status



① Factory default is the combination key unlocking status, repeated operation can be cycle switching.  
② When the combination key is locked, the combination button is invalid, and the combination button is pressed without sending out the code.



## FCC STATEMENT

1. This device complies with Part 15 of the FCC Rules. Operation is subject to the following two conditions:

- (1) This device may not cause harmful interference.
- (2) This device must accept any interference received, including interference that may cause undesired operation.

2. Changes or modifications not expressly approved by the party responsible for compliance could void the user's authority to operate the equipment.

NOTE: This equipment has been tested and found to comply with the limits for a Class B digital device, pursuant to Part 15 of the FCC Rules. These limits are designed to provide reasonable protection against harmful interference in a residential installation.

This equipment generates uses and can radiate radio frequency energy and, if not installed and used in accordance with the instructions, may cause harmful interference to radio communications. However, there is no guarantee that interference will not occur in a particular installation. If this equipment does cause harmful interference to radio or television reception, which can be determined by turning the equipment off and on, the user is encouraged to try to correct the interference by one or more of the following measures:

Reorient or relocate the receiving antenna.

Increase the separation between the equipment and receiver.

Connect the equipment into an outlet on a circuit different from that to which the receiver is connected.

Consult the dealer or an experienced radio/TV technician for help.