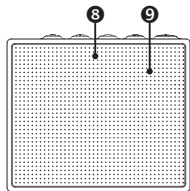
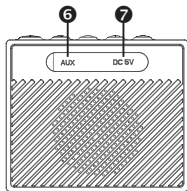
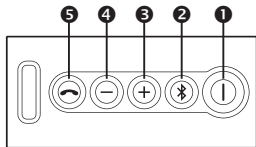


Controls



- ❶ On/Off
- ❷ Bluetooth connection on/off
- ❸ Volume up, next track
- ❹ Volume down, previous track
- ❺ Accept/reject call, hang up, redial, play/pause playback

- ❹ Audio line in
- ❺ microUSB charging port
- ❻ LED
- ❼ Microphone



Please fully charge the speaker before first use!



Included in package:

1 x speaker, 1 x microUSB/USB charging cable, 1 x user manual

Instructions for use

How to switch on the speaker

Press button ❶ until the LED ❸ is blue. The speaker says "Power on" and "Bluetooth mode". The blue LED then flashes rapidly. The speaker is now in pairing mode and can be connected to a Bluetooth-enabled player.

How to switch off the speaker

Press button ❶ until the speaker says "Power off".

Connect speaker to player via Bluetooth

Enable Bluetooth on your player. Select "Audi Speaker" on the list of Bluetooth devices on your player. The speaker says "Bluetooth connected" and the LED ❸ turns blue and then flashes slowly.

Adjust volume

Repeatedly press button ❸ to increase the volume and button ❹ to decrease the volume. A warning is played when you reach the maximum/minimum volume.

Skip to previous/next track

Press and hold button ③ to skip to the next track and button ④ to skip to the previous track.

Play/pause

Press button ⑤ to start or pause playback.

Phone/speakerphone functions

If you receive an incoming call and the speaker is connected to a smartphone, the speaker says "Incoming call".

Accept incoming call: Short-press button ⑤

Reject incoming call: Long-press button ⑤

End call: Short-press button ⑤

Switch Bluetooth connection on and off

To disconnect Bluetooth, press button ② until the speaker says "Bluetooth disconnected" and the blue LED ⑧ is flashing quickly. To reconnect Bluetooth, press button ② for 2 seconds until the speaker says "Bluetooth connected" and the blue LED ⑧ is flashing slowly.

Speaker battery charge level indicator

The charge level of the speaker's battery is displayed in the top right corner of the player, if your player supports this feature.

Charge the speaker's battery

If the battery level is low, the speaker says "Battery low". Use the supplied microUSB/USB cable to charge the speaker by connecting the microUSB plug to the jack ⑦ on the speaker and connecting the USB plug to a USB charging source (PC, powerbank, socket with USB adapter, etc.). The LED ⑧ is red while the speaker is charging. When charging is complete, the LED goes off.

Safety information

Caution! This product contains a lithium battery. There is a risk of fire and explosion if it is not used as intended!

- Fully charge the battery before you use it for the first time.
- Never leave the battery charging unattended.
- Protect the product from water and heat.
- Do not use force to open the product.
- Keep the product away from children.

Disposal

Please dispose of this product in accordance with the regulations in your country. For Member States of the EU, the product must be disposed of separately from household waste. Please contact your local authorities for more information.

CE conformity

WOW! Products by BEMAG declares that this product complies with the relevant EU safety regulations. You can view the declaration of conformity at www.wow-products.de/cert/sportspeaker

The Bluetooth word mark and the Bluetooth logo are owned by Bluetooth SIG Inc. and are used under licence.

Service & Support

WOW! Products by BEMAG, Am Nordbahnhof 23a, D-85049 Ingolstadt, Germany
Telephone: +49 (0) 841 9312073, Email: service@wow-mail.de

© 2017 - All rights reserved.

Technical data

Water resistance: IPX6

Bluetooth version: 2.1+EDR

Bluetooth protocols: HSP V1.2, A2DP V1.2, AVRCP V1.4, HFP V1.6, DI V1.3

Bluetooth range: approx. 10 m

Impedance: 4 ohm

Output: 3 watts

Battery type: Lithium polymer

Battery capacity: 600 mAh

Voltage: 3.7 V

Charging voltage: 5 V

Charging time: approx. 1.5 hours

Charging port: microUSB

This device complies with Part 15 of the FCC rules. Operation is subject to the following two conditions: 1) this device may not cause harmful interference, and 2) this device must accept any interference received, including interference that may cause undesired operation.

Changes or modifications not expressly approved by the party responsible for compliance could void the user's authority to operate the equipment.





Audi Sport GmbH . 74172 Neckarsulm . Germany