

Bluetooth Soccer Light Instruction

3.LED light

After starting, press the light button, the LED light is bright; press this button again, turn off the light.

4.Charging Method

When low power occurs,the system been power off automatically or low voice (voice prompt reminder when the voltage low 3V), please charge in time with USB data line. The red indicator light under charging, turn off the light after fully charged. Charging time: 8 hours.

5.Wireless Remote Control

Power On: press the power switch, turn on the bluetooth and sound indicator with twinkle of blue indicator light.

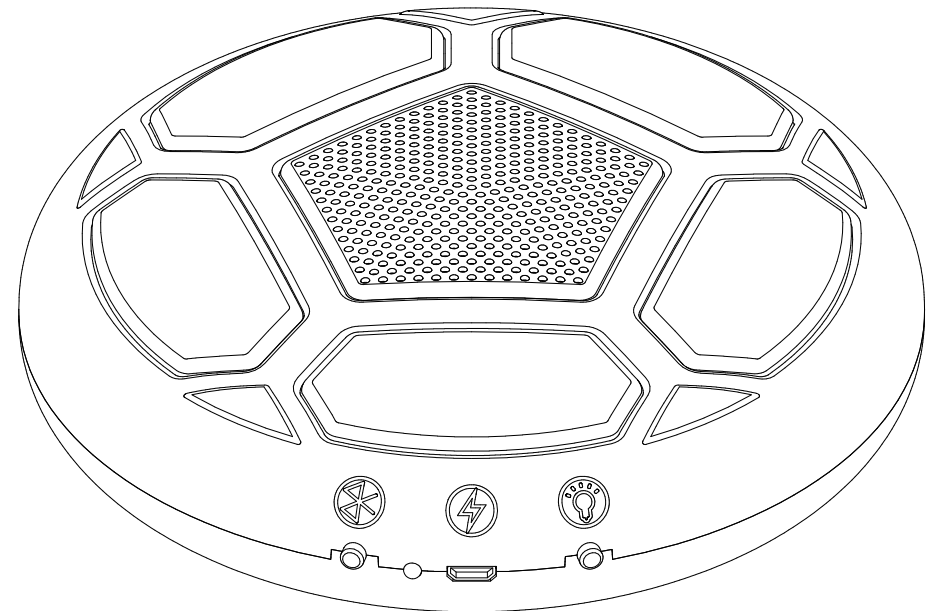
Power off: press the Bluetooth switch again, the Bluetooth sound is turned off, and the light is switched off.

LED light: press light button after power on, and LED lighting;Press again turn off the LED light.Remote control distance of 5 meters (no music playback),
playing music when the remote control distance of 2 meters.

Warning: changes or modifications not expressly approved by the party responsible for compliance could void the user's authority to operate the equipment. This equipment has been tested and found to comply with the limits for a Class B digital device, pursuant to Part 15 of the FCC Rules. These limits are designed to provide reasonable protection against harmful interference in a residential installation.

This equipment generates,uses and can radiate radio frequency energy and, if not installed and used in accordance with the instructions,may cause harmful interference to radio communications.However, there is no guarantee that interference will not occur in a particular installation. If this equipment does cause harmful interference to radio or television reception, which can be determined by turning the equipment off and on, the user is encouraged to try to correct the interference by one or more of the following measures:

- Reorient or relocate the receiving antenna.
- Increase the separation between the equipment and receiver.
- Connect the equipment into an outlet on a circuit different from that to which the receiver is connected.
- Consult the dealer or an experienced radio/TV technician for help.

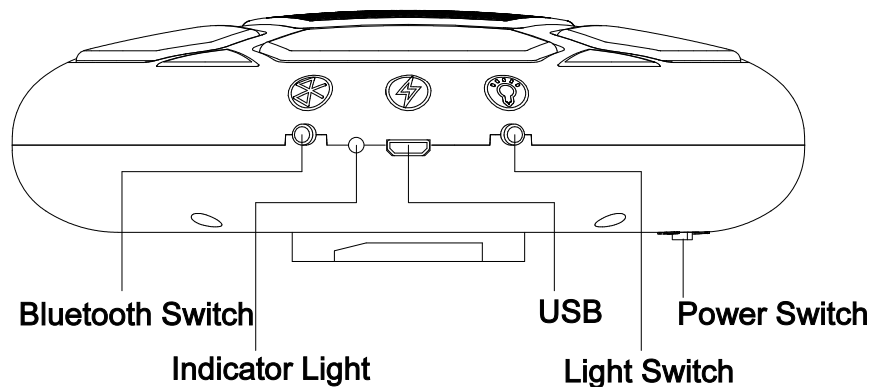


I.Function Overview

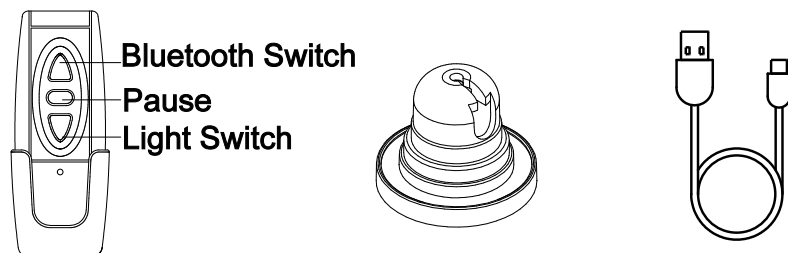
- 1.Support mobile phone bluetooth playing.
- 2.LED light.
- 3.Rechargeable batteries included.

II.Product Accessories:

Bluetooth Speaker Light x1



Wireless Remote Control x1 Swivel Joint x1 USB data line x1



III.Specification

Name	Bluetooth Soccer Light
Dimensions	(D)150mm*(H)40mm
Color	Black and White
LED color	White
Rechargeable Battery	2600mAh,Li-ion battery

Charging time	8 hours
Lighting time	7-9 hours
Play time	7-9hours
Lighting and playing time	3.5-4.5hours
Bluetooth version	V2.1+EDR
Signal-to-Noise	≥80dB
Working range	5m
Outer cone speaker	4Ω 3w
Working voltage	DC 5V

IV.User Maunel

1.Power on/off

Boot: when the product is out of the factory,there is a toggle switch on the back in the OFF position, the whole power is disconnected, in order to prevent the transportation,storage process of built-in battery leakage. Switch the switch to the ON position when used.

Shutdown: when there is no time to use this product,please dial the back of the switch, let it return to the OFF position, disconnect the power supply.

2.Mobile phone bluetooth playing

Connection: Long press the Bluetooth key to fast lights flashing, also heard long " Ding Dong " sound, that sound has been switched on, open the Bluetooth mobile phone, select ZT-Sound in the mobile phone automatic search results, and complete the connection after the beep,the light will remain long bright, music from mobile phones is played on this product.

Play / pause: Control the content and play / pause by mobile phone. Playing state, blue indicator flashing slowly;pause state, blue indicator lights long.

Stop:long press the Bluetooth key to hear a short "Ding Dong" tone is turned off, the indicator light flashes a few out. If the phone has exited Bluetooth state,about 5 minutes,the speakers will automatically shut down.