




Model Number: MSL-W184Q

Appendix III


Setup Photographs



RADIATED EMISSIONS MEASUREMENT SETUP-1 (30MHz ~ 1 GHz)




RADIATED EMISSIONS MEASUREMENT SETUP-2 (30MHz ~ 1 GHz)






RADIATED EMISSIONS MEASUREMENT SETUP-3 (30MHz ~ 1 GHz)




POWERLINE CONDUCTED EMISSIONS MEASUREMENT SETUP-1






POWERLINE CONDUCTED EMISSIONS MEASUREMENT SETUP-2




POWERLINE CONDUCTED EMISSIONS MEASUREMENT SETUP-3






POWERLINE CONDUCTED EMISSIONS MEASUREMENT SETUP-1




RADIATED EMISSIONS MEASUREMENT SETUP (Below 30MHz)-2





RADIATED EMISSIONS MEASUREMENT SETUP (Below 30MHz)-3




E-FILED AND H-FILED STRENGTH MEASUREMENT SETUP-1





E-FILED AND H-FILED STRENGTH MEASUREMENT SETUP-2




E-FILED AND H-FILED STRENGTH MEASUREMENT SETUP-3





E-FILED AND H-FILED STRENGTH MEASUREMENT SETUP-4



E-FILED AND H-FILED STRENGTH MEASUREMENT SETUP-5

