

Any report having not been signed by authorized approver, or having been altered without authorization, or having not been stamped by the “Dedicated Testing/Inspection Stamp” is deemed to be invalid. Copying or excerpting portion of, or altering the content of the report is not permitted without the written authorization of AGC. The test results presented in the report apply only to the tested sample. Any objections to report issued by AGC should be submitted to AGC within 15days after the issuance of the test report. Further enquiry of validity or verification of the test report should be addressed to AGC by agc01@agccert.com.

Attestation of Global Compliance(Shenzhen)Co., Ltd
Attestation of Global Compliance(Shenzhen)Std & Tech Co., Ltd
Tel: +86-755 2523 4088 E-mail: agc@agccert.com Web: <http://www.agccert.com/>

9. Modulation Characteristics

9.1 Provisions Applicable

According to FCC§2.1047 and §95.1775, for Voice Modulation Communication Equipment, the frequency response of the audio modulation circuit over a range of 100 to 5000Hz shall be measured.

Each GMRS transmitter type must be designed to satisfy the modulation requirements in this section. Operation of GMRS stations must also be in compliance with these requirements.

(a) Main channels. The peak frequency deviation for emissions to be transmitted on the main channels must not exceed ± 5 kHz.

(b) 462 MHz interstitial channels. The peak frequency deviation for emissions to be transmitted on the 462 MHz interstitial channels must not exceed ± 5 kHz.

(c) 467 MHz interstitial channels. The peak frequency deviation for emissions to be transmitted on the 467 MHz interstitial channels must not exceed ± 2.5 kHz, and the highest audio frequency contributing substantially to modulation must not exceed 3.125 kHz.

9.2 Measurement Procedure


● Modulation Limit

1. Test layout and build equipment as shown below.
2. adjust the audio input for 60% of rated system deviation at 1kHz using this level as a reference (0dB).
3. Vary the input level from -20 to $+20$ dB.
4. Record the frequency deviation obtained as a function of the input level.
5. Repeat step 2 with input frequency changing to 300, 1000, 1500 and 3000Hz in sequence.

● Audio Frequency Response

1. Test layout and build equipment as shown below.
2. Adjust the audio input for 20% of rated system deviation at 1 kHz using this level as a reference (0 dB).
3. Vary the Audio frequency from 100 Hz to 10 kHz and record the frequency deviation.
4. Audio Frequency Response = $20\log_{10}(\text{Deviation of test frequency}/\text{Deviation of 1 kHz reference})$.

9.3 Measurement Setup

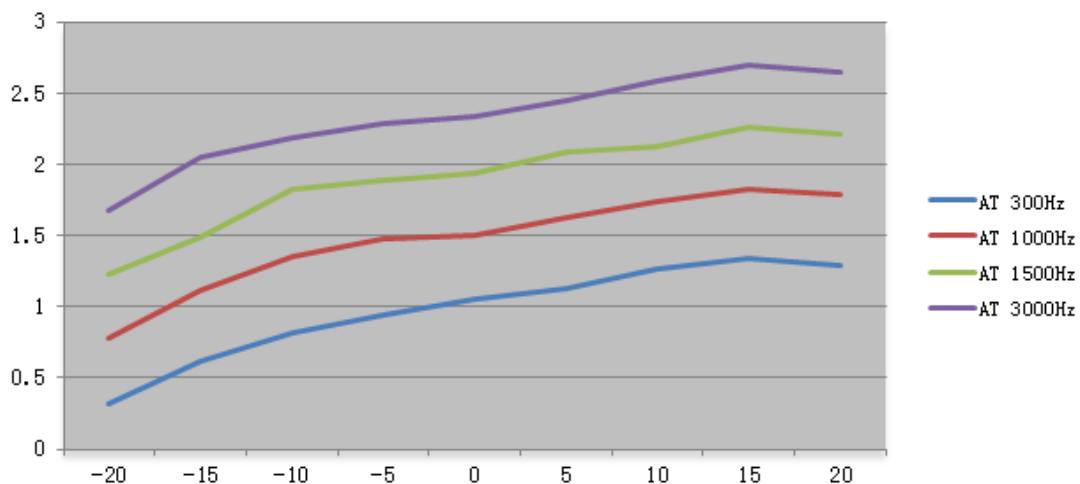


Any report having not been signed by authorized approver, or having been altered without authorization, or having not been stamped by the "Dedicated Testing/Inspection Stamp" is deemed to be invalid. Copying or excerpting portion of, or altering the content of the report is not permitted without the written authorization of AGC. The test results presented in the report apply only to the tested sample. Any objections to report issued by AGC should be submitted to AGC within 15days after the issuance of the test report. Further enquiry of validity or verification of the test report should be addressed to AGC by agc01@agccert.com.

9.4 Measurement Result

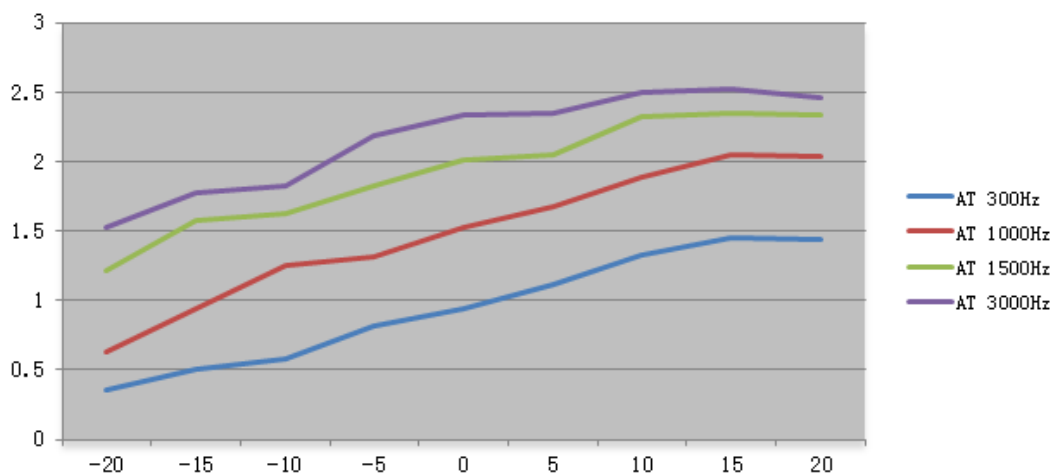
A. Modulation Limit:

12.5kHz, FM modulation, Assigned Frequency:462.6500MHz-5W				
Modulation Level (dB)	Peak Freq. Deviation At 300 Hz (kHz)	Peak Freq. Deviation At 1000 Hz (kHz)	Peak Freq. Deviation At 1500 Hz (kHz)	Peak Freq. Deviation At 3000 Hz (kHz)
-20	0.32	0.78	1.22	1.67
-15	0.62	1.12	1.49	2.05
-10	0.81	1.35	1.82	2.18
-5	0.94	1.48	1.89	2.29
0	1.05	1.5	1.94	2.33
+5	1.13	1.63	2.09	2.45
+10	1.26	1.74	2.12	2.58
+15	1.34	1.82	2.26	2.69
+20	1.29	1.79	2.21	2.65



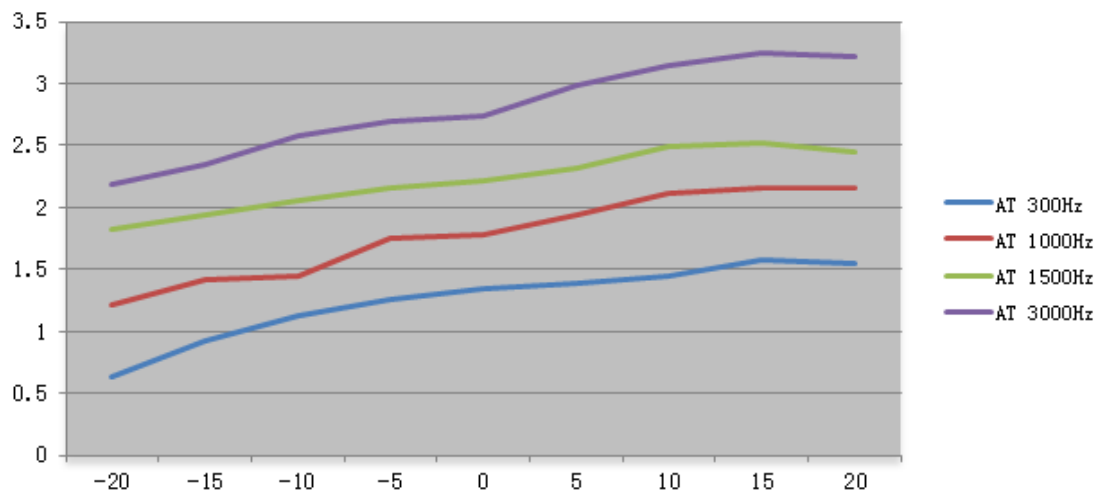
Any report having not been signed by authorized approver, or having been altered without authorization, or having not been stamped by the "Dedicated Testing/Inspection Stamp" is deemed to be invalid. Copying or excerpting portion of, or altering the content of the report is not permitted without the written authorization of AGC. The test results presented in the report apply only to the tested sample. Any objections to report issued by AGC should be submitted to AGC within 15days after the issuance of the test report. Further enquiry of validity or verification of the test report should be addressed to AGC by agc01@agccert.com.

12.5kHz, FM modulation, Assigned Frequency:467.6375MHz-0.5W				
Modulation Level (dB)	Peak Freq. Deviation At 300 Hz (kHz)	Peak Freq. Deviation At 1000 Hz (kHz)	Peak Freq. Deviation At 1500 Hz (kHz)	Peak Freq. Deviation At 3000 Hz (kHz)
-20	0.36	0.63	1.21	1.53
-15	0.51	0.94	1.58	1.78
-10	0.58	1.25	1.63	1.82
-5	0.82	1.31	1.82	2.19
0	0.94	1.52	2.01	2.34
+5	1.12	1.67	2.05	2.35
+10	1.32	1.88	2.32	2.49
+15	1.45	2.05	2.35	2.52
+20	1.44	2.04	2.33	2.46



Any report having not been signed by authorized approver, or having been altered without authorization, or having not been stamped by the "Dedicated Testing/Inspection Stamp" is deemed to be invalid. Copying or excerpting portion of, or altering the content of the report is not permitted without the written authorization of AGC. The test results presented in the report apply only to the tested sample. Any objections to report issued by AGC should be submitted to AGC within 15days after the issuance of the test report. Further enquiry of validity or verification of the test report should be addressed to AGC by agc01@agccert.com.

25kHz, FM modulation, Assigned Frequency:462.6500MHz-5W				
Modulation Level (dB)	Peak Freq. Deviation At 300 Hz (kHz)	Peak Freq. Deviation At 1000 Hz (kHz)	Peak Freq. Deviation At 1500 Hz (kHz)	Peak Freq. Deviation At 3000 Hz (kHz)
-20	0.63	1.21	1.82	2.19
-15	0.92	1.41	1.94	2.34
-10	1.12	1.45	2.05	2.58
-5	1.25	1.75	2.16	2.69
0	1.34	1.78	2.22	2.74
+5	1.39	1.94	2.31	2.99
+10	1.44	2.11	2.49	3.15
+15	1.58	2.16	2.52	3.24
+20	1.55	2.15	2.44	3.21

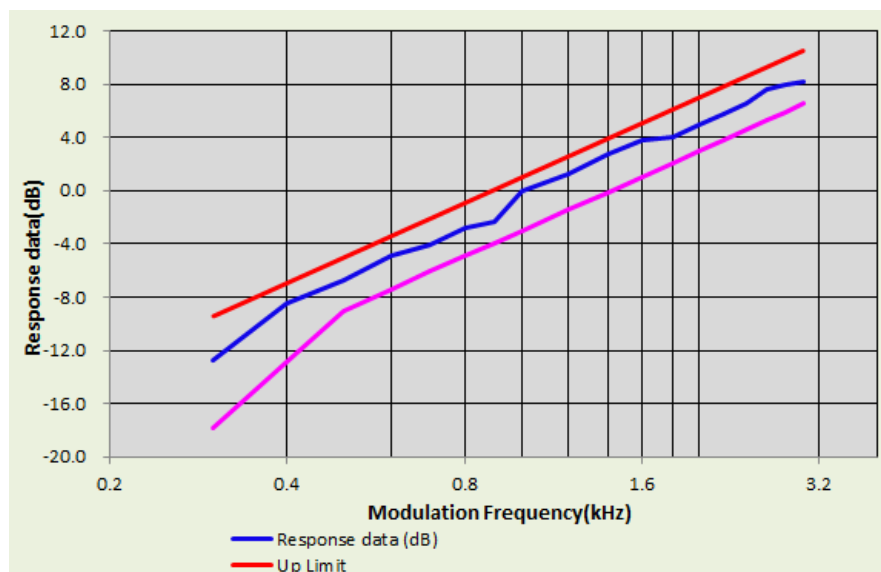


Note: All the modes had been tested, but only the worst data recorded in the report

Any report having not been signed by authorized approver, or having been altered without authorization, or having not been stamped by the "Dedicated Testing/Inspection Stamp" is deemed to be invalid. Copying or excerpting portion of, or altering the content of the report is not permitted without the written authorization of AGC. The test results presented in the report apply only to the tested sample. Any objections to report issued by AGC should be submitted to AGC within 15days after the issuance of the test report. Further enquiry of validity or verification of the test report should be addressed to AGC by agc01@agccert.com.

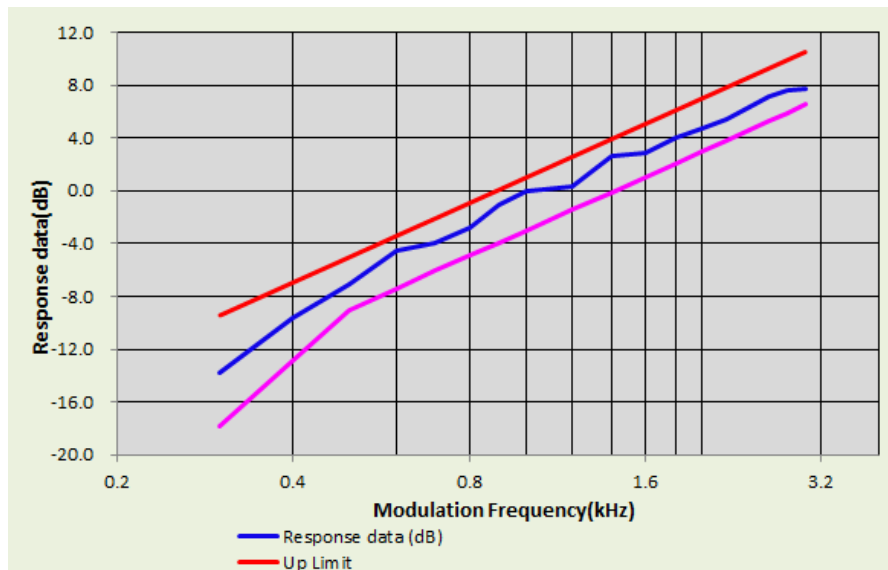
B. Audio Frequency Response:

12.5kHz, Analog modulation, Assigned Frequency:462.6500MHz-5W		
Frequency (Hz)	Deviation (kHz)	Audio Frequency Response(dB)
100	--	--
200	--	--
300	0.19	-12.70
400	0.31	-8.45
500	0.38	-6.68
600	0.47	-4.83
700	0.51	-4.12
800	0.59	-2.86
900	0.63	-2.29
1000	0.82	0.00
1200	0.95	1.28
1400	1.12	2.71
1600	1.26	3.73
1800	1.31	4.07
2000	1.45	4.95
2400	1.58	5.70
2500	1.74	6.53
2800	1.96	7.57
3000	2.05	7.96



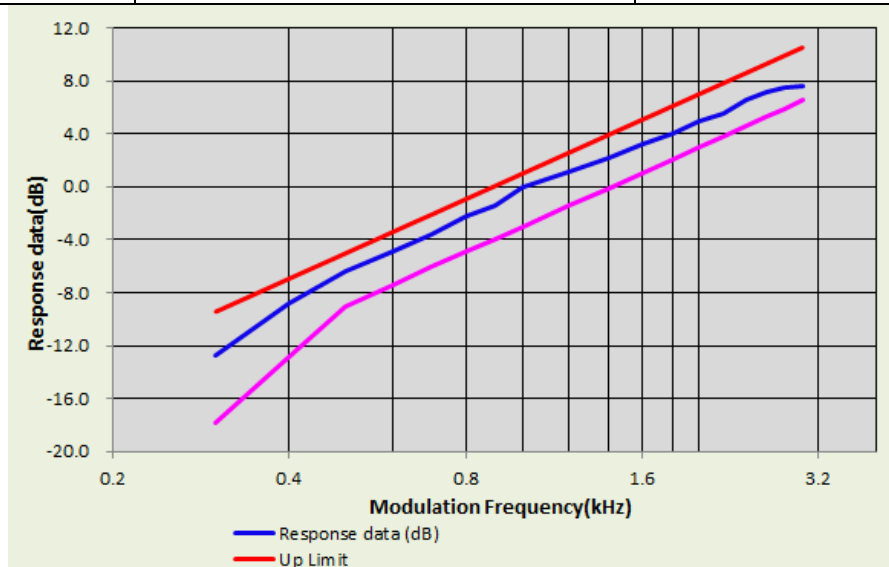
Any report having not been signed by authorized approver, or having been altered without authorization, or having not been stamped by the "Dedicated Testing/Inspection Stamp" is deemed to be invalid. Copying or excerpting portion of, or altering the content of the report is not permitted without the written authorization of AGC. The test results presented in the report apply only to the tested sample. Any objections to report issued by AGC should be submitted to AGC within 15days after the issuance of the test report. Further enquiry of validity or verification of the test report should be addressed to AGC by agc01@agccert.com.

12.5kHz, Analog modulation, Assigned Frequency:467.6375MHz-0.5W		
Frequency (Hz)	Deviation (kHz)	Audio Frequency Response(dB)
100	--	--
200	--	--
300	0.18	-13.78
400	0.29	-9.64
500	0.39	-7.07
600	0.52	-4.57
700	0.56	-3.93
800	0.64	-2.77
900	0.78	-1.05
1000	0.88	0.00
1200	0.91	0.29
1400	1.19	2.62
1600	1.23	2.91
1800	1.39	3.97
2000	1.52	4.75
2400	1.63	5.35
2500	1.82	6.31
2800	1.99	7.09
3000	2.12	7.64



Any report having not been signed by authorized approver, or having been altered without authorization, or having not been stamped by the "Dedicated Testing/Inspection Stamp" is deemed to be invalid. Copying or excerpting portion of, or altering the content of the report is not permitted without the written authorization of AGC. The test results presented in the report apply only to the tested sample. Any objections to report issued by AGC should be submitted to AGC within 15days after the issuance of the test report. Further enquiry of validity or verification of the test report should be addressed to AGC by agc01@agccert.com.

25kHz, Analog modulation, Assigned Frequency:462.6500MHz-5W		
Frequency (Hz)	Deviation (kHz)	Audio Frequency Response(dB)
100	--	--
200	--	--
300	0.22	-12.80
400	0.35	-8.76
500	0.46	-6.39
600	0.55	-4.84
700	0.63	-3.66
800	0.74	-2.26
900	0.82	-1.37
1000	0.96	0.00
1200	1.09	1.10
1400	1.23	2.15
1600	1.39	3.21
1800	1.52	3.99
2000	1.69	4.91
2400	1.82	5.56
2500	2.05	6.59
2800	2.19	7.16
3000	2.26	7.44



Note: All the modes had been tested, but only the worst data recorded in the report.

Any report having not been signed by authorized approver, or having been altered without authorization, or having not been stamped by the "Dedicated Testing/Inspection Stamp" is deemed to be invalid. Copying or excerpting portion of, or altering the content of the report is not permitted without the written authorization of AGC. The test results presented in the report apply only to the tested sample. Any objections to report issued by AGC should be submitted to AGC within 15days after the issuance of the test report. Further enquiry of validity or verification of the test report should be addressed to AGC by agc01@agccert.com.

10. Maximum Transmitter Power

10.1 Provisions Applicable

FCC Part 95.1767 For GMRS, the maximum permissible transmitter output power effective radiated power (E.R.P.) as follows.

This section contains transmitting power limits for GMRS stations. The maximum transmitting power depends on which channels are being used and the type of station.

462/467 MHz main channels. The limits in this paragraph apply to stations transmitting on any of the 462 MHz main channels or any of the 467 MHz main channels. Each GMRS transmitter type must be capable of operating within the allowable power range. GMRS licensees are responsible for ensuring that their GMRS stations operate in compliance with these limits.

The transmitter output power of mobile, repeater and base stations must not exceed 50 Watts.

The transmitter output power of fixed stations must not exceed 15 Watts.

462 MHz interstitial channels. The effective radiated power (ERP) of mobile, hand-held portable and base stations transmitting on the 462 MHz interstitial channels must not exceed 5 Watts.

(467 MHz interstitial channels. The effective radiated power (ERP) of hand-held portable units transmitting on the 467 MHz interstitial channels must not exceed 0.5 Watt. Each GMRS transmitter type capable of transmitting on these channels must be designed such that the ERP does not exceed 0.5 Watt.

10.2 Measurement Procedure

1. EUT was placed on a 0.8 or 1.5meter high non-conductive stand at a 3 meter test distance from the receive antenna. A receiving antenna was placed on the antenna mast 3 meters from the EUT for emission measurements. The disturbance of the transmitter was maximized on the test receiver display by raising and lowering from 1m to 4m the receive antenna and by rotating through 360° the turntable. After the fundamental emission was maximized, a field strength measurement was made. The radiated emission measurements of all transmit frequencies in all channels were measured with peak detector.
2. A log-periodic antenna or double-ridged waveguide horn antenna shall be substituted in place of the EUT. The log-periodic antenna will be driven by a signal generator and the level will be adjusted till the same power value on the spectrum analyzer or receiver. The level of the spurious emissions can be calculated through the level of the signal generator, cable loss, the gain of the substitution antenna and the reading of the spectrum analyzer or receiver.
3. The EUT is then put into continuously transmitting mode at its maximum power level during the test. Set Test Receiver or Spectrum RBW=1MHz, VBW=3MHz for above 1GHz and RBW=100kHz, VBW=300kHz for 30MHz to 1GHz, And the maximum value of the receiver should be recorded as (Pr).
4. The EUT shall be replaced by a substitution antenna. In the chamber, an substitution antenna for the frequency band of interest is placed at the reference point of the chamber. An RF Signal source for the frequency band of interest is connected to the substitution antenna with a cable that has been constructed to not interfere with the radiation pattern of the antenna. A power (PMea) is applied to the input of the substitution antenna, and adjust the level of the signal generator output until the value of the receiver


Any report having not been signed by authorized approver, or having been altered without authorization, or having not been stamped by the "Dedicated Testing/Inspection Stamp" is deemed to be invalid. Copying or excerpting portion of, or altering the content of the report is not permitted without the written authorization of AGC. The test results presented in the report apply only to the tested sample. Any objections to report issued by AGC should be submitted to AGC within 15days after the issuance of the test report. Further enquiry of validity or verification of the test report should be addressed to AGC by agc01@agccert.com.

reach the previously recorded (P_r). The power of signal source (P_{Mea}) is recorded. The test should be performed by rotating the test item and adjusting the receiving antenna polarization.

5. A amplifier should be connected to the Signal Source output port. And the cable should be connect between the Amplifier and the Substitution Antenna. The cable loss (P_{cl}) ,the Substitution Antenna Gain (G_a) and the Amplifier Gain (P_{Ag}) should be recorded after test
6. The measurement results are obtained as described below: $Power(EIRP)=P_{Mea}- P_{Ag} - P_{cl} - G_a$ The measurement results are amend as described below: $Power(EIRP)=P_{Mea}- P_{cl} - G_a$
7. This value is EIRP since the measurement is calibrated using an antenna of known gain (2.15 dBi) and known input power.
8. ERP can be calculated from EIRP by subtracting the gain of the dipole, $ERP = EIRP-2.15dBi$.
9. Test the EUT in the lowest channel, the middle channel the Highest channel

10.3 Measurement Setup

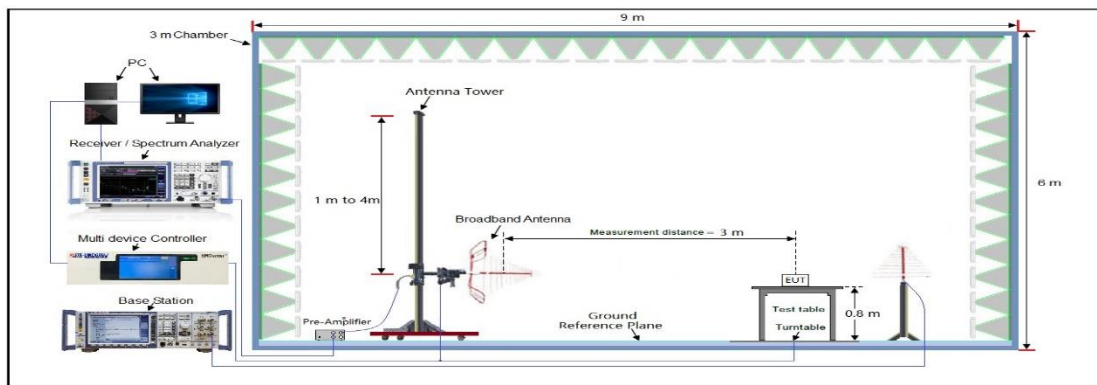
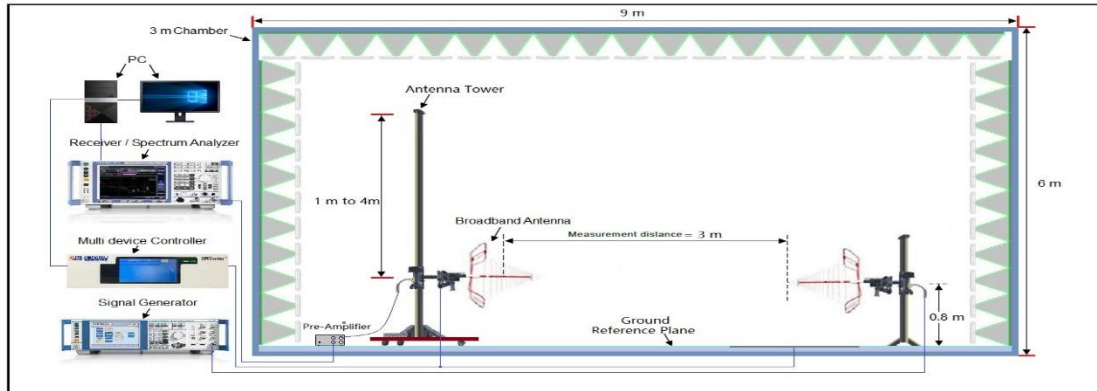
☒ Conducted Output Power:



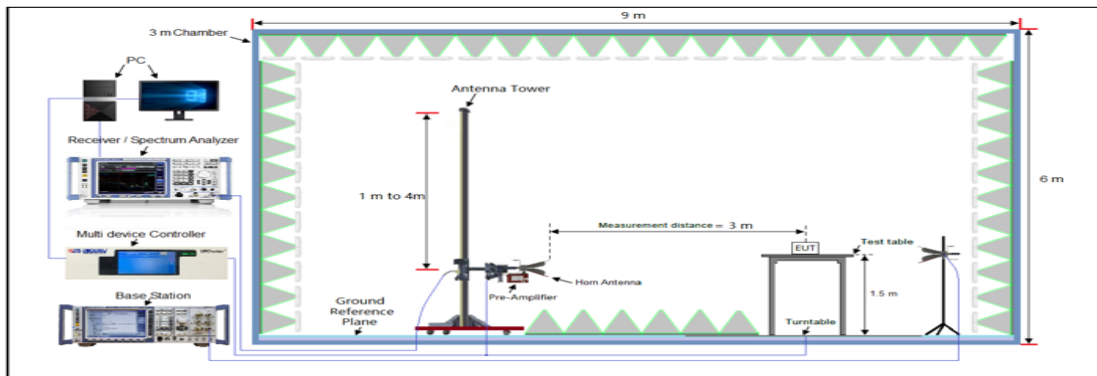
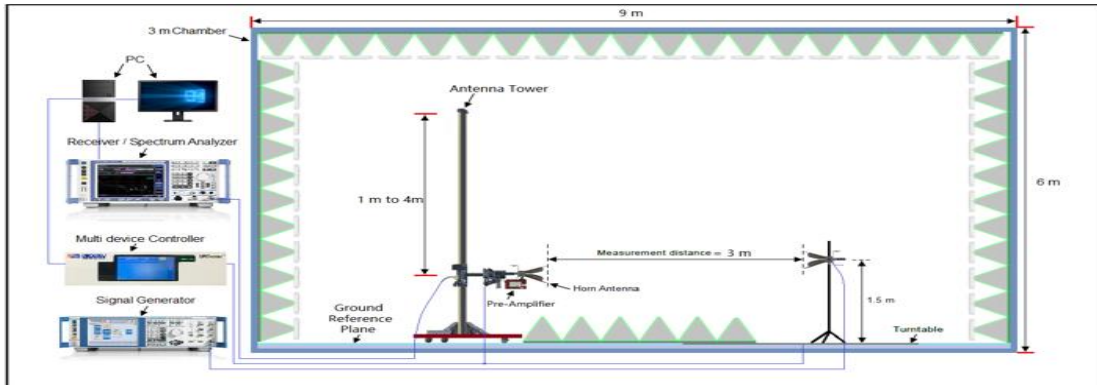
☒ Effective Radiated Power:

Any report having not been signed by authorized approver, or having been altered without authorization, or having not been stamped by the "Dedicated Testing/Inspection Stamp" is deemed to be invalid. Copying or excerpting portion of, or altering the content of the report is not permitted without the written authorization of AGC. The test results presented in the report apply only to the tested sample. Any objections to report issued by AGC should be submitted to AGC within 15days after the issuance of the test report. Further enquiry of validity or verification of the test report should be addressed to AGC by agc01@agccert.com.

Radiated Below 1GHz



Radiated Above 1 GHz



Any report having not been signed by authorized approver, or having been altered without authorization, or having not been stamped by the "Dedicated Testing/Inspection Stamp" is deemed to be invalid. Copying or excerpting portion of, or altering the content of the report is not permitted without the written authorization of AGC. The test results presented in the report apply only to the tested sample. Any objections to report issued by AGC should be submitted to AGC within 15days after the issuance of the test report. Further enquiry of validity or verification of the test report should be addressed to AGC by agc01@agccert.com.

10.4 Measurement Result

● ERP Result:

Frequency	Reading Level	Antenna	S.G.	Cable Loss	Ant.G ain	ERP Level	ERP Level	Limit	Margin
(MHz)	(dBμV/m)	Polarization	(dBm)	(dB)	(dBi)	(dBm)	(W)	(W)	(W)
ChannelSeparation:12.5KHz-5W									
462.6375	105.40	V	30.20	0.38	6.6	36.42	4.39	5.00	0.61
462.6375	105.37	H	30.17	0.38	6.6	36.39	4.36	5.00	0.64
462.6500	105.32	V	30.12	0.38	6.6	36.34	4.31	50.00	45.69
462.6500	105.27	H	30.07	0.38	6.6	36.29	4.26	50.00	45.74
467.6500	105.51	V	30.31	0.38	6.6	36.53	4.50	50.00	45.50
467.6500	105.44	H	30.24	0.38	6.6	36.46	4.43	50.00	45.57
ChannelSeparation:12.5KHz-0.5W									
462.6375	95.49	V	20.29	0.38	6.6	26.51	0.45	5.00	4.55
462.6375	95.40	H	20.20	0.38	6.6	26.42	0.44	5.00	4.56
462.6500	95.55	V	20.35	0.38	6.6	26.57	0.45	50.00	49.55
462.6500	95.46	H	20.26	0.38	6.6	26.48	0.44	50.00	49.56
467.6500	95.48	V	20.28	0.38	6.6	26.50	0.45	50.00	49.55
467.6500	95.42	H	20.22	0.38	6.6	26.44	0.44	50.00	49.56
467.6375	95.41	V	20.21	0.38	6.6	26.43	0.44	0.50	0.06
467.6375	95.29	H	20.09	0.38	6.6	26.31	0.43	0.50	0.07

Any report having not been signed by authorized approver, or having been altered without authorization, or having not been stamped by the "Dedicated Testing/Inspection Stamp" is deemed to be invalid. Copying or excerpting portion of, or altering the content of the report is not permitted without the written authorization of AGC. The test results presented in the report apply only to the tested sample. Any objections to report issued by AGC should be submitted to AGC within 15days after the issuance of the test report. Further enquiry of validity or verification of the test report should be addressed to AGC by agc01@agccert.com.

Frequency	Reading Level	Antenna	S.G.	Cable Loss	Ant. Gain	ERP Level	ERP Level	Limit	Margin
(MHz)	(dBμV/m)	Polarization	(dBm)	(dB)	(dBi)	(dBm)	(W)	(W)	(W)
Channel Separation: 25kHz-5W									
462.6375	105.39	V	30.19	0.38	6.6	36.41	4.38	5.00	0.62
462.6375	105.36	H	30.16	0.38	6.6	36.38	4.35	5.00	0.65
462.6500	105.32	V	30.12	0.38	6.6	36.34	4.31	50.00	45.69
462.6500	105.24	H	30.04	0.38	6.6	36.26	4.23	50.00	45.77
467.6500	105.42	V	30.22	0.38	6.6	36.44	4.41	50.00	45.59
467.6500	105.37	H	30.17	0.38	6.6	36.39	4.36	50.00	45.64
Channel Separation: 25kHz-0.5W									
462.6375	95.54	V	20.34	0.38	6.6	26.56	0.45	5.00	4.55
462.6375	95.43	H	20.23	0.38	6.6	26.45	0.44	5.00	4.56
462.6500	95.56	V	20.36	0.38	6.6	26.58	0.45	50.00	49.55
462.6500	95.45	H	20.25	0.38	6.6	26.47	0.44	50.00	49.56
467.6500	95.57	V	20.37	0.38	6.6	26.59	0.46	50.00	49.54
467.6500	95.41	H	20.21	0.38	6.6	26.43	0.44	50.00	49.56

Note:

1. Calculation Formula: Emission Level(dBm) = S.G. (dBm)- Cable Loss(dB)+ Ant.Gain(dBi)
2. The Ant. Gain including the correct factor 2.15
3. Margin (dB) = Limit(dBm)- Emission Level(dBm)

Any report having not been signed by authorized approver, or having been altered without authorization, or having not been stamped by the "Dedicated Testing/Inspection Stamp" is deemed to be invalid. Copying or excerpting portion of, or altering the content of the report is not permitted without the written authorization of AGC. The test results presented in the report apply only to the tested sample. Any objections to report issued by AGC should be submitted to AGC within 15days after the issuance of the test report. Further enquiry of validity or verification of the test report should be addressed to AGC by agc01@agccert.com.

Attestation of Global Compliance(Shenzhen)Co., Ltd
Attestation of Global Compliance(Shenzhen)Std & Tech Co., Ltd
Tel: +86-755 2523 4088 E-mail: agc@agccert.com Web: http://www.agccert.com/

● **Conducted Power Result:**

The maximum Power (CP) for GMRS is
Analog: 5W/0.5W for 12.5/25 KHz Channel Separation
Calculation Formula: $CP = R + A + L$

* Note:

CP: The final Conducted Power

R : The reading value from spectrum analyzer

A : The attenuation value of the used attenuator

L : The loss of all connection cables

Conducted Power Measurement Results-5W			
Mode	Channel Separation	Test Channel	Measurement Result (dBm)
GMRS TX	12.5 kHz	462.6375 MHz	36.82
		462.6500 MHz	36.74
		467.6500 MHz	36.83
Conducted Power Measurement Results-0.5W			
Mode	Channel Separation	Test Channel	Measurement Result (dBm)
GMRS TX	12.5 kHz	462.6375 MHz	26.91
		462.6500 MHz	26.97
		467.6500 MHz	26.90
		467.6375 MHz	26.83
Conducted Power Measurement Results-5W			
Mode	Channel Separation	Test Channel	Measurement Result (dBm)
GMRS TX	25 kHz	462.6375 MHz	36.81
		462.6500 MHz	36.74
		467.6500 MHz	36.84
Conducted Power Measurement Results-0.5W			
Mode	Channel Separation	Test Channel	Measurement Result (dBm)
GMRS TX	25 kHz	462.6375 MHz	26.96
		462.6500 MHz	26.98
		467.6500 MHz	26.99

Any report having not been signed by authorized approver, or having been altered without authorization, or having not been stamped by the "Dedicated Testing/Inspection Stamp" is deemed to be invalid. Copying or excerpting portion of, or altering the content of the report is not permitted without the written authorization of AGC. The test results presented in the report apply only to the tested sample. Any objections to report issued by AGC should be submitted to AGC within 15days after the issuance of the test report. Further enquiry of validity or verification of the test report should be addressed to AGC by agc01@agccert.com.

Attestation of Global Compliance(Shenzhen)Co., Ltd

Attestation of Global Compliance(Shenzhen)Std & Tech Co., Ltd

Tel: +86-755 2523 4088 E-mail: agc@agccert.com Web: http://www.agccert.com/

11. Spurious Emission on Antenna Port

11.1 Provisions Applicable

Please refer to FCC 47 CFR 2.1051, 2.1057, 22.359 & 90.210 for specification details.
Emissions shall be attenuated below the mean output power of the transmitter as follows:

FCC Rules	Attenuation Limit (dBc)
§ 95.1779	At least $43 + 10 \log (P)$ dB

$$43 + 10 \log (P_{\text{watts}})$$

Calculation: Limit (dBm) = EL - 43 - 10 log₁₀ (TP)

Notes: EL is the emission level of the Output Power expressed in dBm,


In this application, the EL is P (dBm).

$$\text{Limit (dBm)} = P (\text{dBm}) - 43 - 10 \log (P_{\text{watts}}) = -13 \text{ dBm}$$

11.2 Measurement Procedure

1. The RF output of the EUT was connected to a spectrum analyzer through appropriate attenuation.
2. The resolution bandwidth of the spectrum analyzer was set to 100 kHz. Sufficient scans were taken to
3. Show any out of band emission up to 10th . Harmonic for the lower and the highest frequency range.
4. Set RBW 100 kHz, VBW 300 kHz in the frequency band 30MHz to 1GHz, while set
5. RBW=1MHz. VBW=3MHz from the 1GHz to 10th Harmonic.
6. The audio input was set the unmodulated carrier, the resulting picture is print out for each channel separation.

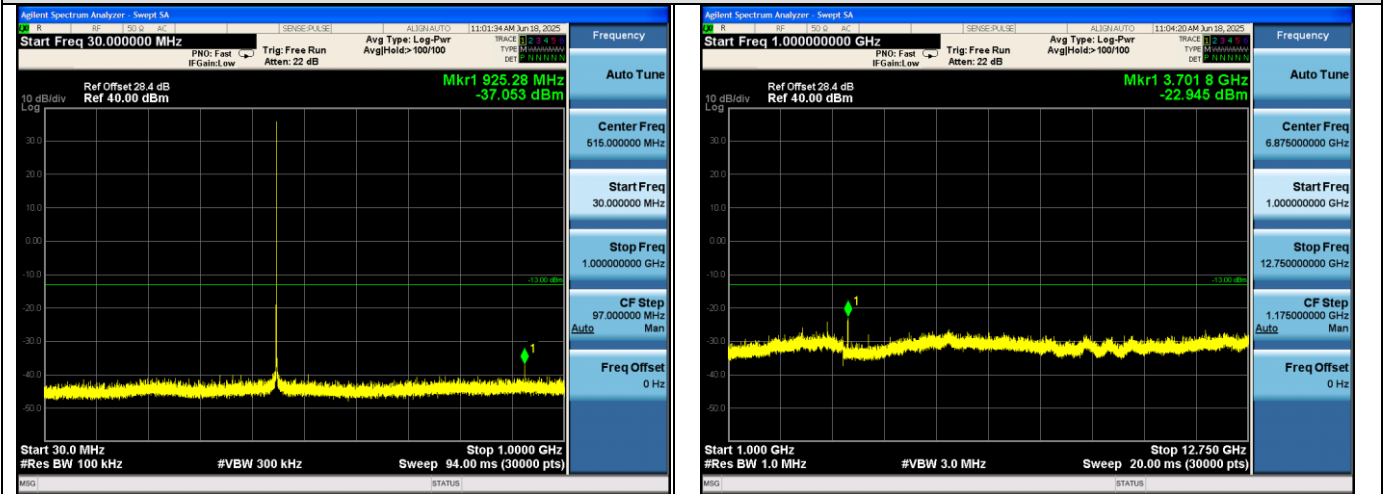
11.3 Measurement Setup



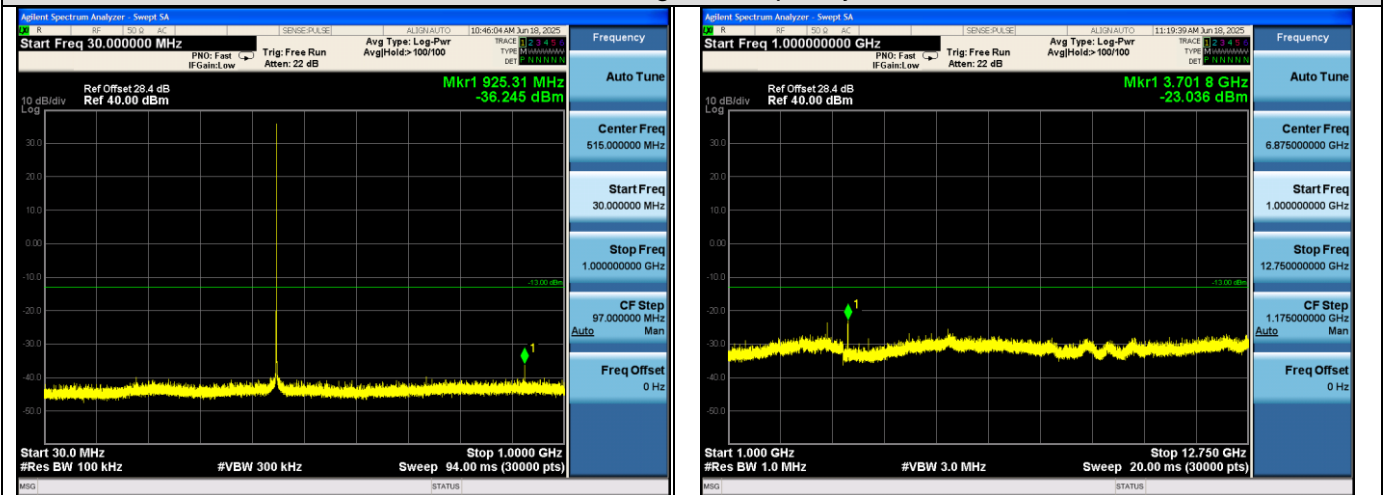
Any report having not been signed by authorized approver, or having been altered without authorization, or having not been stamped by the "Dedicated Testing/Inspection Stamp" is deemed to be invalid. Copying or excerpting portion of, or altering the content of the report is not permitted without the written authorization of AGC. The test results presented in the report apply only to the tested sample. Any objections to report issued by AGC should be submitted to AGC within 15days after the issuance of the test report. Further enquiry of validity or verification of the test report should be addressed to AGC by agc01@agccert.com.

11.4 Measurement Result

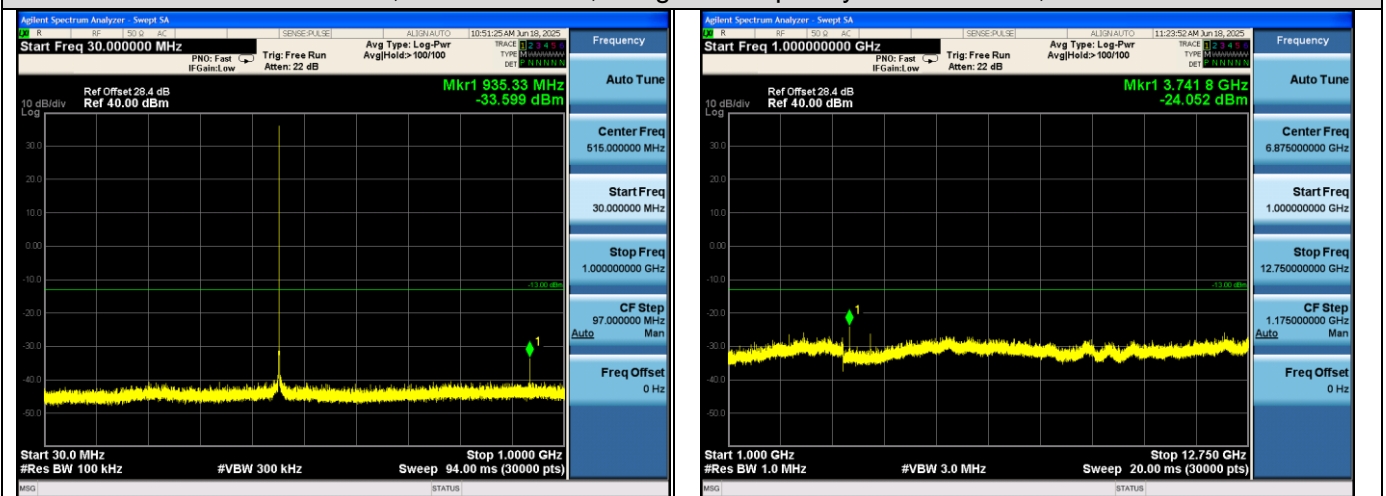
12.5kHz, FM modulation, Assigned Frequency:462.6375MHz, 5W



12.5kHz, FM modulation, Assigned Frequency:462.6500MHz, 5W

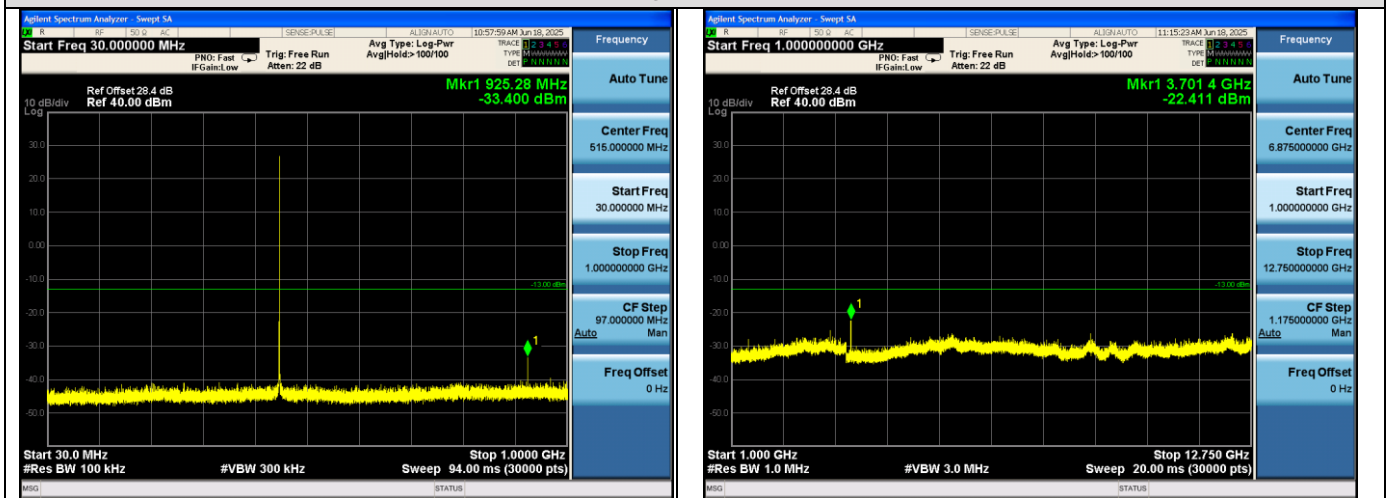


12.5kHz, FM modulation, Assigned Frequency:467.6500MHz, 5W

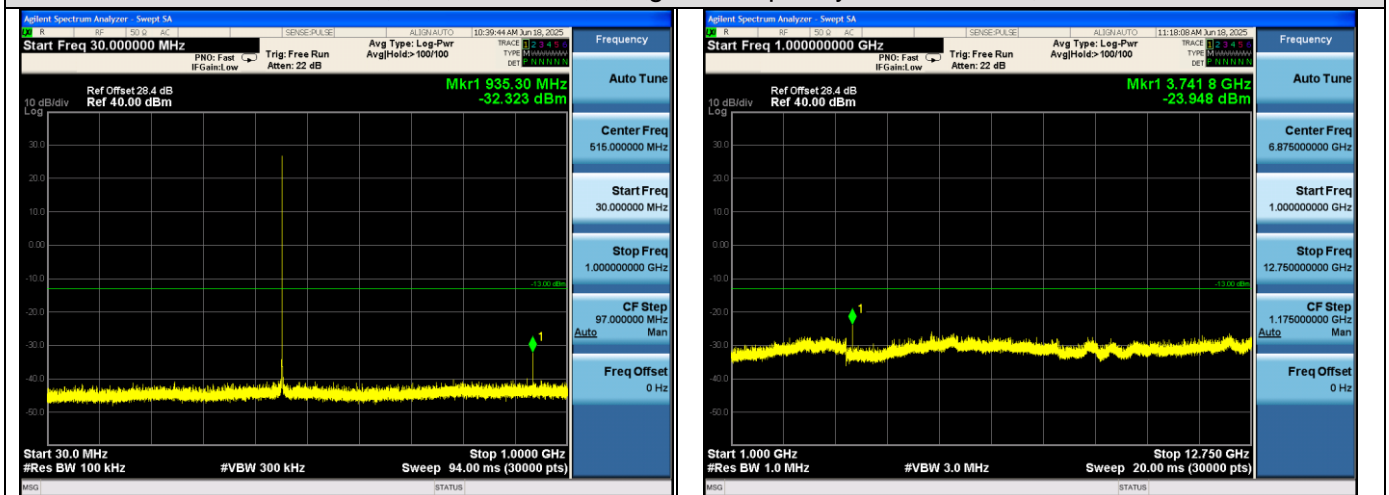


Any report having not been signed by authorized approver, or having been altered without authorization, or having not been stamped by the "Dedicated Testing/Inspection Stamp" is deemed to be invalid. Copying or excerpting portion of, or altering the content of the report is not permitted without the written authorization of AGC. The test results presented in the report apply only to the tested sample. Any objections to report issued by AGC should be submitted to AGC within 15days after the issuance of the test report. Further enquiry of validity or verification of the test report should be addressed to AGC by agc01@agccert.com.

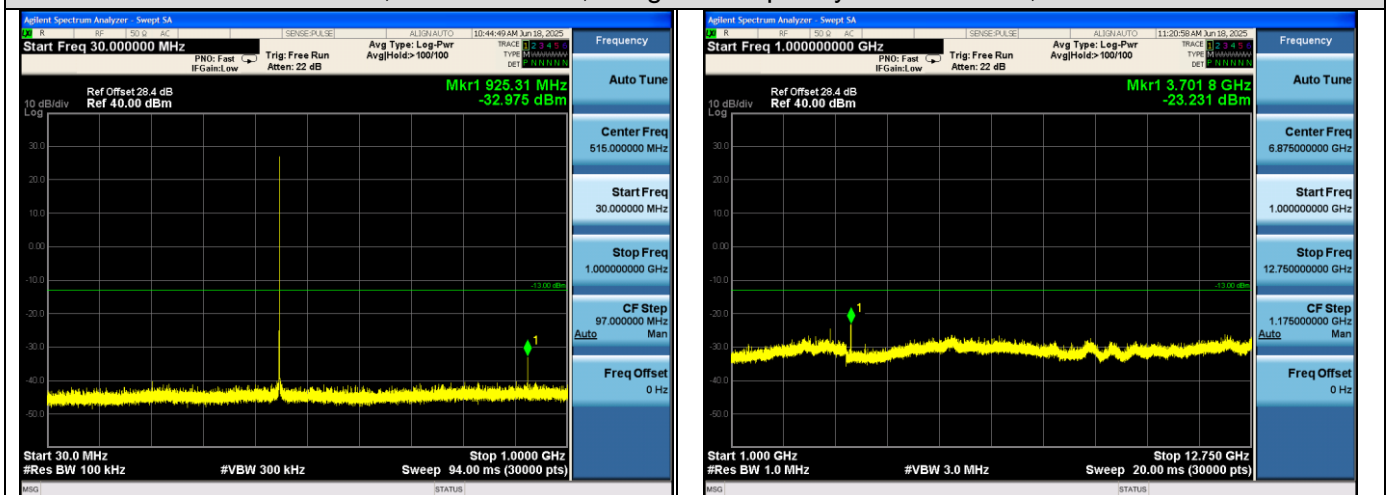
12.5kHz, FM modulation, Assigned Frequency:462.6375MHz, 0.5W



12.5kHz, FM modulation, Assigned Frequency:462.6500MHz, 0.5W



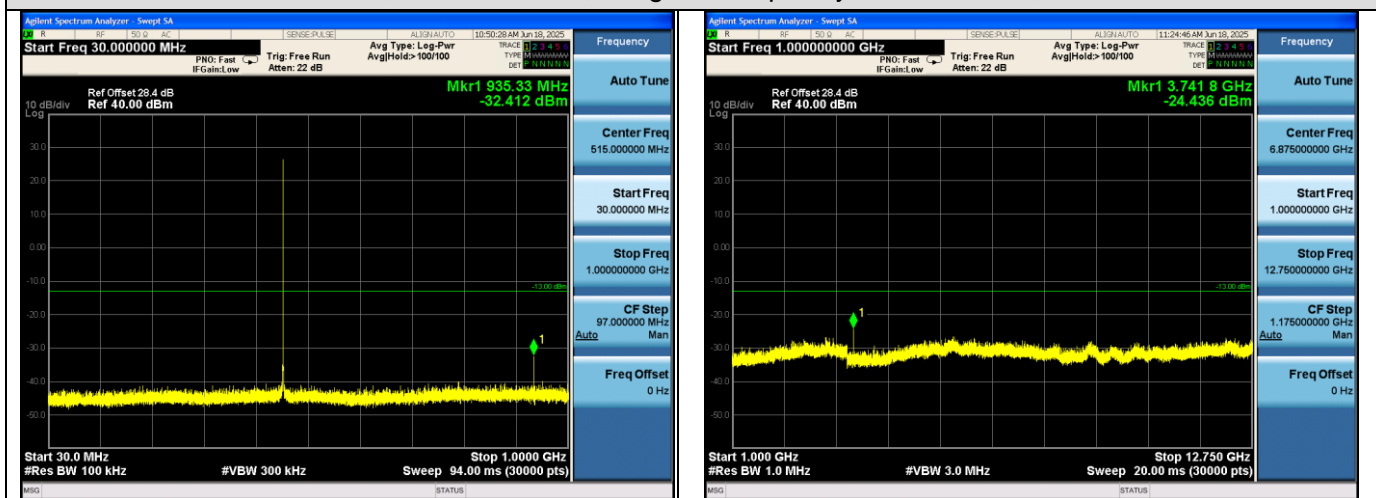
12.5kHz, FM modulation, Assigned Frequency:467.6500MHz, 0.5W



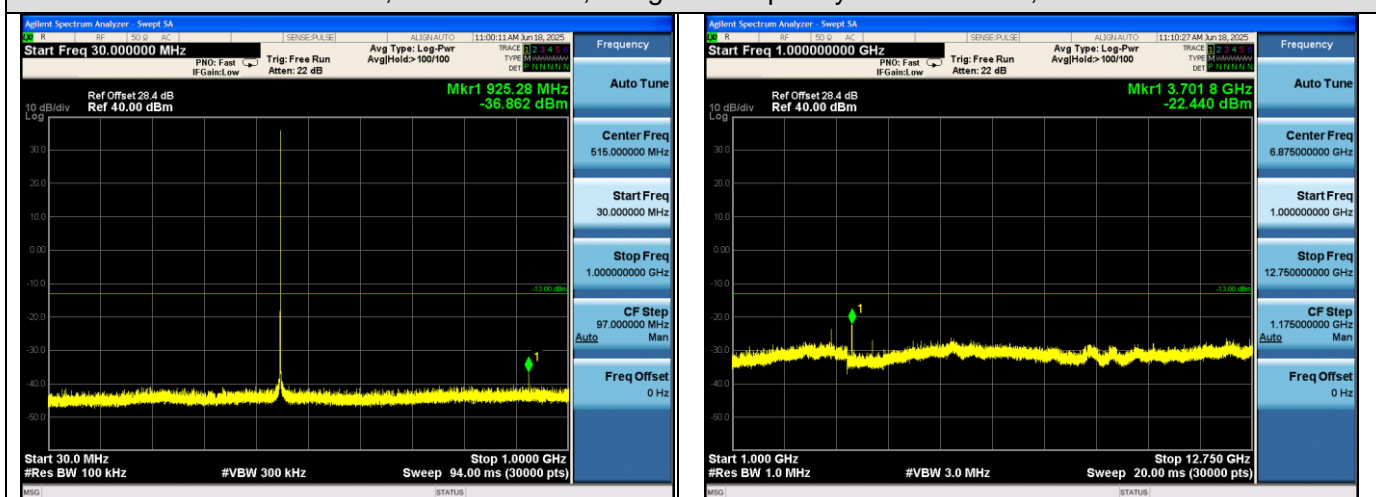
Any report having not been signed by authorized approver, or having been altered without authorization, or having not been stamped by the "Dedicated Testing/Inspection Stamp" is deemed to be invalid. Copying or excerpting portion of, or altering the content of the report is not permitted without the written authorization of AGC. The test results presented in the report apply only to the tested sample. Any objections to report issued by AGC should be submitted to AGC within 15days after the issuance of the test report. Further enquiry of validity or verification of the test report should be addressed to AGC by agc01@agccert.com.

Attestation of Global Compliance(Shenzhen)Co., Ltd
Attestation of Global Compliance(Shenzhen)Std & Tech Co., Ltd
Tel: +86-755 2523 4088 E-mail: agc@agccert.com Web: http://www.agccert.com/

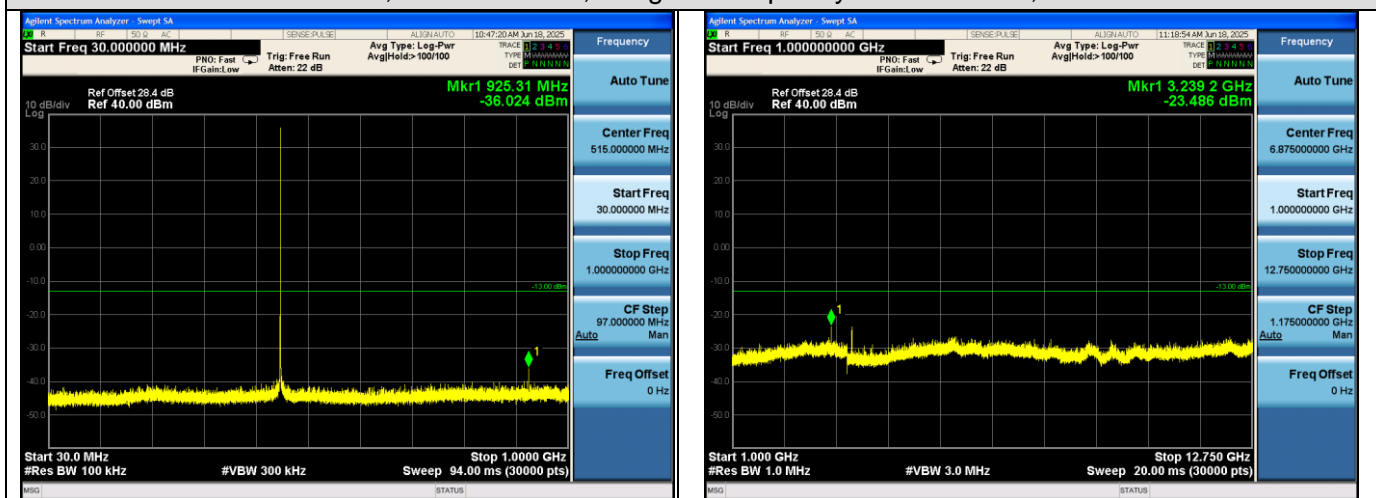
12.5kHz, FM modulation, Assigned Frequency:467.6375MHz, 0.5W



25kHz, FM modulation, Assigned Frequency:462.6375MHz, 5W

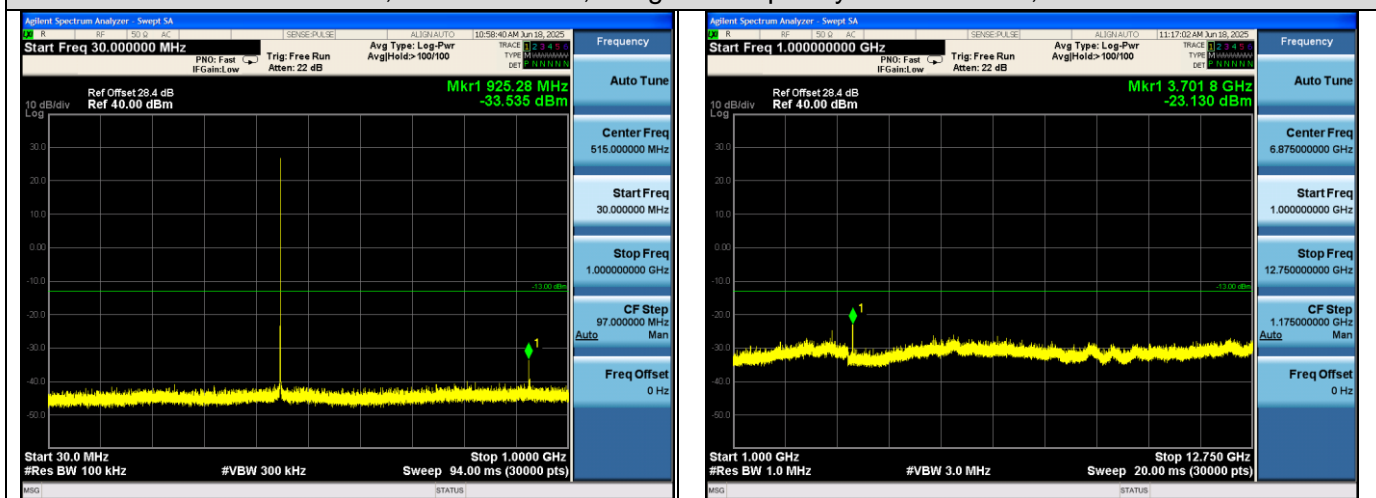


25kHz, FM modulation, Assigned Frequency:462.6500MHz, 5W

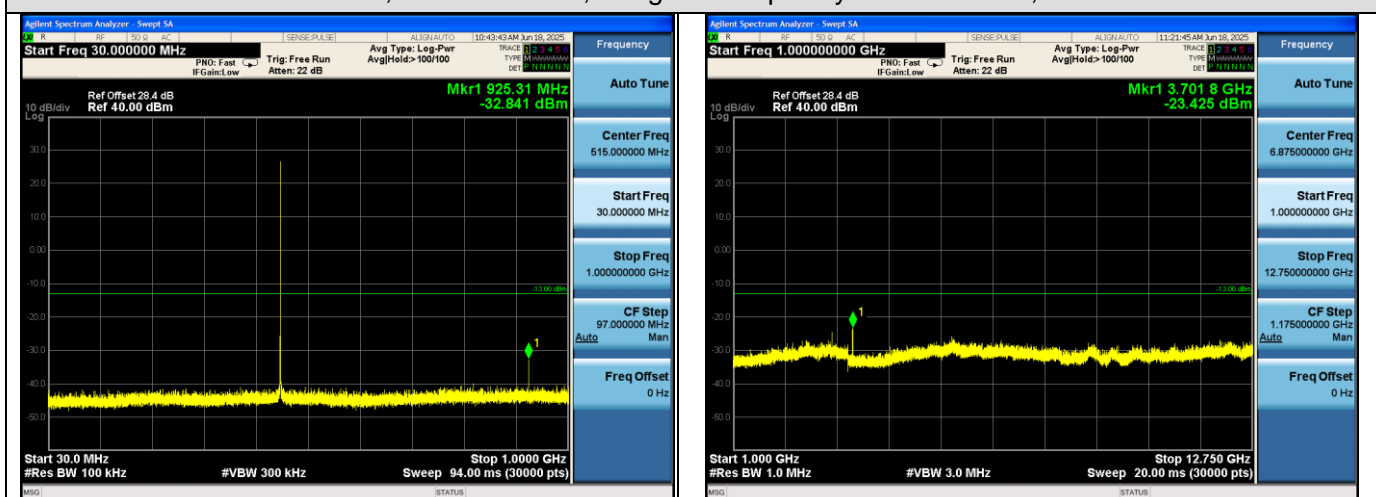


Any report having not been signed by authorized approver, or having been altered without authorization, or having not been stamped by the "Dedicated Testing/Inspection Stamp" is deemed to be invalid. Copying or excerpting portion of, or altering the content of the report is not permitted without the written authorization of AGC. The test results presented in the report apply only to the tested sample. Any objections to report issued by AGC should be submitted to AGC within 15days after the issuance of the test report. Further enquiry of validity or verification of the test report should be addressed to AGC by agc01@agccert.com.

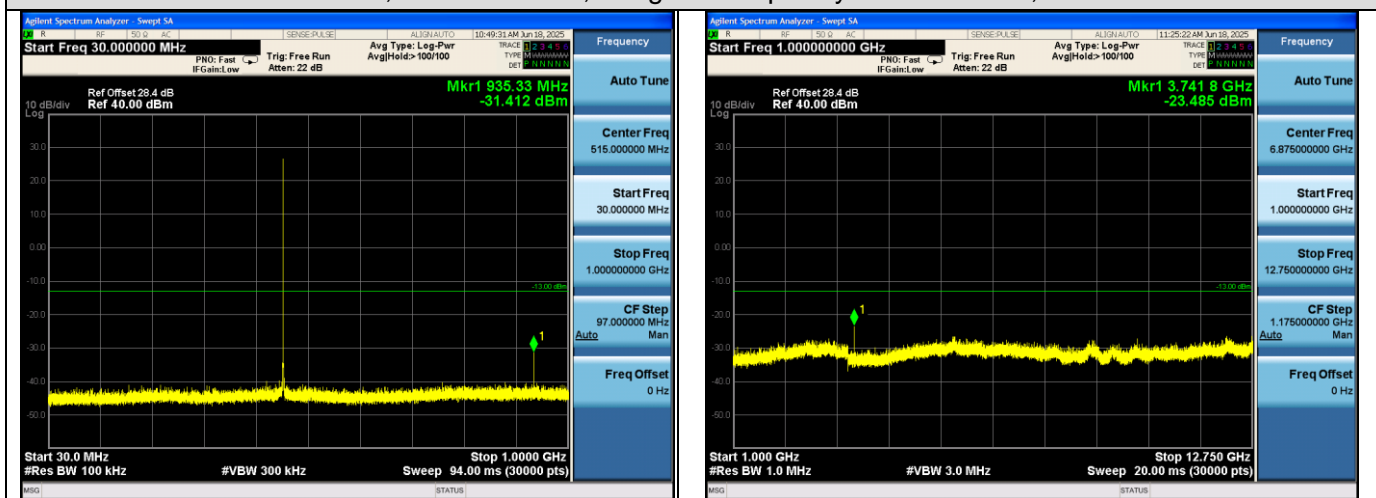
25kHz, FM modulation, Assigned Frequency:462.6375MHz, 5W



25kHz, FM modulation, Assigned Frequency:462.6500MHz, 5W



25kHz, FM modulation, Assigned Frequency:467.6500MHz, 5W



Any report having not been signed by authorized approver, or having been altered without authorization, or having not been stamped by the "Dedicated Testing/Inspection Stamp" is deemed to be invalid. Copying or excerpting portion of, or altering the content of the report is not permitted without the written authorization of AGC. The test results presented in the report apply only to the tested sample. Any objections to report issued by AGC should be submitted to AGC within 15days after the issuance of the test report. Further enquiry of validity or verification of the test report should be addressed to AGC by agc01@agccert.com.

Attestation of Global Compliance(Shenzhen)Co., Ltd
Attestation of Global Compliance(Shenzhen)Std & Tech Co., Ltd
Tel: +86-755 2523 4088 E-mail: agc@agccert.com Web: <http://www.agccert.com/>

12. Audio Low Pass Filter Response

12.1 Provisions Applicable

§95.1775 GMRS modulation requirements

Audio filter. Each GMRS transmitter type must include audio frequency low pass filtering, unless it complies with the applicable paragraphs of §95.1779 (without filtering).


The filter must be between the modulation limiter and the modulated stage of the transmitter.

At any frequency (f in kHz) between 3 and 20 kHz, the filter must have an attenuation of at least $60 \log(f/3)$ dB more than the attenuation at 1 kHz. Above 20 kHz, it must have an attenuation of at least 50 dB more than the attenuation at 1 kHz

12.2 Measurement Procedure

1. The DUT transmitter output port was connected to Modulation Analyzer.
2. Path loss for the measurement included.
3. Press 23.1SPCL on modulation analyzer to enable the external LO from Siglen.
4. Set the Siglen frequency to $F_c + 1.5\text{MHz}$, RF output level to 0dBm without modulation.
5. Transmit the radio and set the audio analyzer to 1 kHz audio frequency and 60% of the maximum deviation.
6. Up the amplitude by 20dB.
7. On DSA, get the reference point to 0dB.
8. Vary the frequency on audio analyzer from 3 kHz to 30 kHz, record the audio tone from DSA.

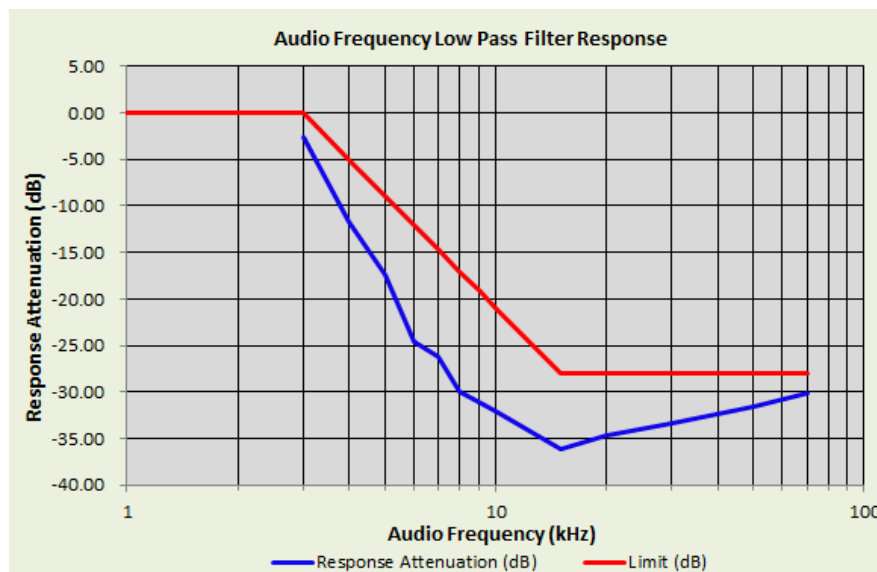
12.3 Measurement Setup



Any report having not been signed by authorized approver, or having been altered without authorization, or having not been stamped by the "Dedicated Testing/Inspection Stamp" is deemed to be invalid. Copying or excerpting portion of, or altering the content of the report is not permitted without the written authorization of AGC. The test results presented in the report apply only to the tested sample. Any objections to report issued by AGC should be submitted to AGC within 15days after the issuance of the test report. Further enquiry of validity or verification of the test report should be addressed to AGC by agc01@agccert.com.

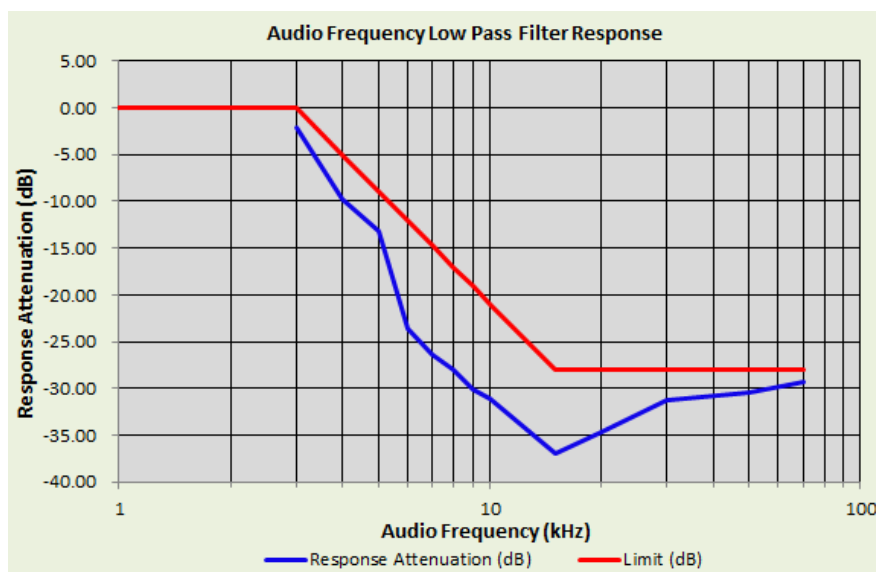
12.4 Measurement Result

12.5kHz, FM modulation, Assigned Frequency:462.6500MHz-5W		
Audio Frequency (kHz)	Response Attenuation (dB)	Limit (dB)
1	0	/
3	-2.63	0.00
4	-11.66	-5.00
5	-17.38	-8.87
6	-24.60	-12.04
7	-26.21	-14.72
8	-29.89	-17.04
9	-31.09	-19.08
10	-32.07	-20.92
15	-36.12	-28.00
20	-34.61	-28.00
30	-33.36	-28.00
50	-31.63	-28.00
70	-30.15	-28.00



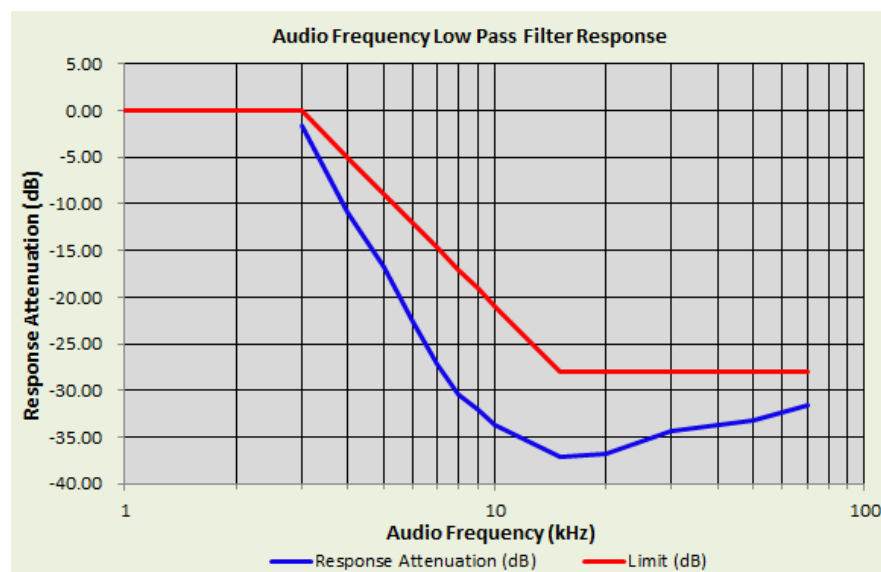
Any report having not been signed by authorized approver, or having been altered without authorization, or having not been stamped by the “Dedicated Testing/Inspection Stamp” is deemed to be invalid. Copying or excerpting portion of, or altering the content of the report is not permitted without the written authorization of AGC. The test results presented in the report apply only to the tested sample. Any objections to report issued by AGC should be submitted to AGC within 15days after the issuance of the test report. Further enquiry of validity or verification of the test report should be addressed to AGC by agc01@agccert.com.

25kHz, FM modulation, Assigned Frequency:462.6500MHz-5W		
Audio Frequency (kHz)	Response Attenuation (dB)	Limit (dB)
1	0	/
3	-2.03	0.00
4	-9.77	-5.00
5	-13.12	-8.87
6	-23.67	-12.04
7	-26.30	-14.72
8	-28.05	-17.04
9	-30.09	-19.08
10	-31.13	-20.92
15	-36.99	-28.00
20	-34.74	-28.00
30	-31.23	-28.00
50	-30.51	-28.00
70	-29.31	-28.00



Any report having not been signed by authorized approver, or having been altered without authorization, or having not been stamped by the “Dedicated Testing/Inspection Stamp” is deemed to be invalid. Copying or excerpting portion of, or altering the content of the report is not permitted without the written authorization of AGC. The test results presented in the report apply only to the tested sample. Any objections to report issued by AGC should be submitted to AGC within 15days after the issuance of the test report. Further enquiry of validity or verification of the test report should be addressed to AGC by agc01@agccert.com.

12.5kHz, FM modulation, Assigned Frequency:467.6375MHz-0.5W		
Audio Frequency (kHz)	Response Attenuation (dB)	Limit (dB)
1	0	/
3	-1.66	0.00
4	-10.85	-5.00
5	-16.83	-8.87
6	-22.62	-12.04
7	-27.25	-14.72
8	-30.45	-17.04
9	-32.04	-19.08
10	-33.77	-20.92
15	-37.14	-28.00
20	-36.74	-28.00
30	-34.39	-28.00
50	-33.22	-28.00
70	-31.51	-28.00



Note: All the test frequencies was tested, but only the worst data be recorded in this part.

Any report having not been signed by authorized approver, or having been altered without authorization, or having not been stamped by the “Dedicated Testing/Inspection Stamp” is deemed to be invalid. Copying or excerpting portion of, or altering the content of the report is not permitted without the written authorization of AGC. The test results presented in the report apply only to the tested sample. Any objections to report issued by AGC should be submitted to AGC within 15days after the issuance of the test report. Further enquiry of validity or verification of the test report should be addressed to AGC by agc01@agccert.com.

Attestation of Global Compliance(Shenzhen)Co., Ltd
Attestation of Global Compliance(Shenzhen)Std & Tech Co., Ltd
Tel: +86-755 2523 4088 E-mail: agc@agccert.com Web: <http://www.agccert.com/>

Appendix I: Photographs of Test Setup

Refer to the Report No.: AGC05559250601AP01

Appendix II: Photographs of Test EUT

Refer to the Report No.: AGC05559250601AP02

Any report having not been signed by authorized approver, or having been altered without authorization, or having not been stamped by the “Dedicated Testing/Inspection Stamp” is deemed to be invalid. Copying or excerpting portion of, or altering the content of the report is not permitted without the written authorization of AGC. The test results presented in the report apply only to the tested sample. Any objections to report issued by AGC should be submitted to AGC within 15days after the issuance of the test report. Further enquiry of validity or verification of the test report should be addressed to AGC by agc01@agccert.com.

Attestation of Global Compliance(Shenzhen)Co., Ltd

Attestation of Global Compliance(Shenzhen)Std & Tech Co., Ltd

Tel: +86-755 2523 4088 E-mail: agc@agccert.com Web: <http://www.agccert.com/>

Conditions of Issuance of Test Reports

1. All samples and goods are accepted by the Attestation of Global Compliance (Shenzhen) Co., Ltd (the "Company") solely for testing and reporting in accordance with the following terms and conditions. The company provides its services on the basis that such terms and conditions constitute express agreement between the company and any person, firm or company requesting its services (the "Clients").
2. Any report issued by Company as a result of this application for testing services (the "Report") shall be issued in confidence to the Clients and the Report will be strictly treated as such by the Company. It may not be reproduced either in its entirety or in part and it may not be used for advertising or other unauthorized purposes without the written consent of the Company. The Clients to whom the Report is issued may, however, show or send it, or a certified copy thereof prepared by the Company to its customer, supplier or other persons directly concerned. The Company will not, without the consent of the Clients, enter into any discussion or correspondence with any third party concerning the contents of the Report, unless required by the relevant governmental authorities, laws or court orders.
3. The Company shall not be called or be liable to be called to give evidence or testimony on the Report in a court of law without its prior written consent, unless required by the relevant governmental authorities, laws or court orders.
4. In the event of the improper use of the report as determined by the Company, the Company reserves the right to withdraw it, and to adopt any other additional remedies which may be appropriate.
5. Samples submitted for testing are accepted on the understanding that the Report issued cannot form the basis of, or be the instrument for, any legal action against the Company.
6. The Company will not be liable for or accept responsibility for any loss or damage however arising from the use of information contained in any of its Reports or in any communication whatsoever about its said tests or investigations.
7. Clients wishing to use the Report in court proceedings or arbitration shall inform the Company to that effect prior to submitting the sample for testing.
8. The Company is not responsible for recalling the electronic version of the original report when any revision is made to them. The Client assumes the responsibility to providing the revised version to any interested party who uses them.
9. Subject to the variable length of retention time for test data and report stored hereinto as otherwise specifically required by individual accreditation authorities, the Company will only keep the supporting test data and information of the test report for a period of six years. The data and information will be disposed of after the aforementioned retention period has elapsed. Under no circumstances shall we provide any data and information which has been disposed of after retention period. Under no circumstances shall we be liable for damage of any kind, including (but not limited to) compensatory damages, lost profits, lost data, or any form of special, incidental, indirect, consequential or punitive damages of any kind, whether based on breach of contract of warranty, tort (including negligence), product liability or otherwise, even if we are informed in advance of the possibility of such damages.

-----End of Report-----

Any report having not been signed by authorized approver, or having been altered without authorization, or having not been stamped by the "Dedicated Testing/Inspection Stamp" is deemed to be invalid. Copying or excerpting portion of, or altering the content of the report is not permitted without the written authorization of AGC. The test results presented in the report apply only to the tested sample. Any objections to report issued by AGC should be submitted to AGC within 15days after the issuance of the test report. Further enquiry of validity or verification of the test report should be addressed to AGC by agc01@agccert.com.

Attestation of Global Compliance(Shenzhen)Co., Ltd
Attestation of Global Compliance(Shenzhen)Std & Tech Co., Ltd
Tel: +86-755 2523 4088 E-mail: agc@agccert.com Web: <http://www.agccert.com/>