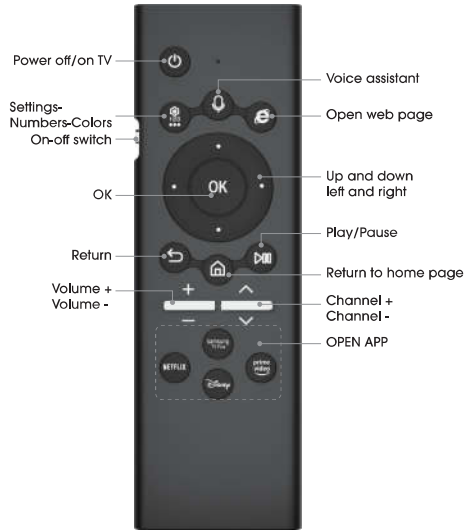


70*85mm

BT5.0 Smart Remote Control For Samsung TV





■ Key function



■ How to make a connection between your TV and Remote Control



1. Firstly, please make sure the batteries are removed from your old remote, because only one smart remote can be paired with the TV at a time
2. Turn on your TV.
3. Point it at the remote control sensor of the TV, then press and hold the  and  buttons simultaneously for 5 seconds or more.

■ Product Backlight on/off:



1. Simultaneously press the  and  buttons to turn on/off backlight

■ Product indicator light:

1. The battery is in a low voltage state, and the blue indicator light is flashing continuously. Please charge it in a timely manner
2. The red indicator light remains on while charging, and the charging completion indicator light is off

■ Product precautions:

1. Due to regional differences, there may be some TV models that cannot be paired
2. Due to the model of the TV, some buttons on the remote control may not function properly

FCC Warning:

This equipment has been tested and found to comply with the limits for a Class B digital device, pursuant to part 15 of the FCC Rules. These limits are designed to provide reasonable protection against harmful interference in a residential installation. This equipment generates, uses and can radiate radio frequency energy and, if not installed and used in accordance with the instructions, may cause harmful interference to radio communications. However, there is no guarantee that interference will not occur in a particular installation. If this equipment does cause harmful interference to radio or television reception, which can be determined by turning the equipment off and on, the user is encouraged to try to correct the interference by one or more of the following measures:

- Reorient or relocate the receiving antenna.
- Increase the separation between the equipment and receiver.
- Connect the equipment into an outlet on a circuit different from that to which the receiver is connected.
- Consult the dealer or an experienced radio/TV technician for help.

Caution: Any changes or modifications to this device not explicitly approved by manufacturer could void your authority to operate this equipment.

This device complies with part 15 of the FCC Rules. Operation is subject to the following two conditions:

(1) This device may not cause harmful interference, and (2) this device must accept any interference received, including interference that may cause undesired operation.

This equipment complies with FCC radiation exposure limits set forth for an uncontrolled environment. This equipment should be installed and operated with minimum distance 0cm between the radiator and your body.