

CUBTEK INC.	Date: 2018-05-08
	Division: PM
24GHz BSD Radar P/N : VS-91A002	Reversion: Draft
	Page :1 of 8

24 GHz Radar Blind Spot Detection Installation Guide

CUBTEK INC.	Date: 2018-05-08
	Division: PM
24GHz BSD Radar P/N : VS-91A002	Reversion: Draft
	Page :2 of 8

CONTENT

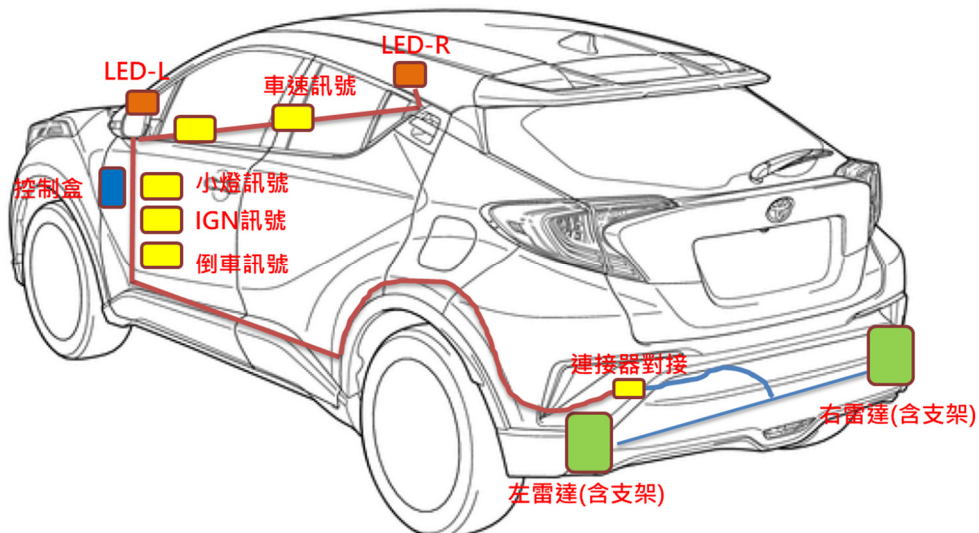
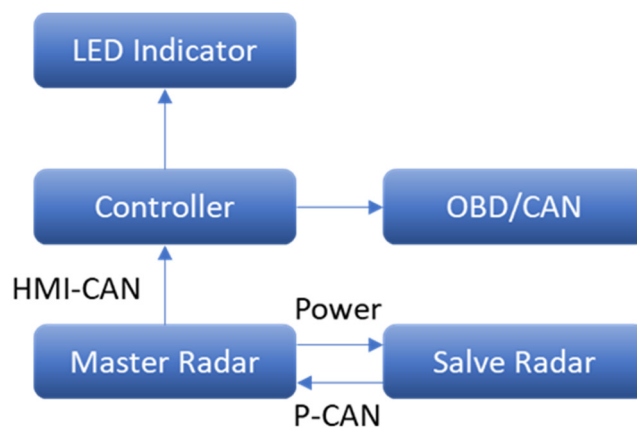
- 1. SYSTEM ARCHITECTURE
 - 1.1 Layout.....3
 - 1.2 Components.....4
- 2. Installation
 - 2.1 Flow Chart.....5
 - 2.2 Installation.....5
- 3. Declaration
 - 3.1 FCC.....6
 - 3.2 IC.....7
 - 3.3 NCC.....8



1.1 Layout

The system is including 4 parts:

- A) Radar
- B) Controller
- C) Harness
- D) LED Indicator

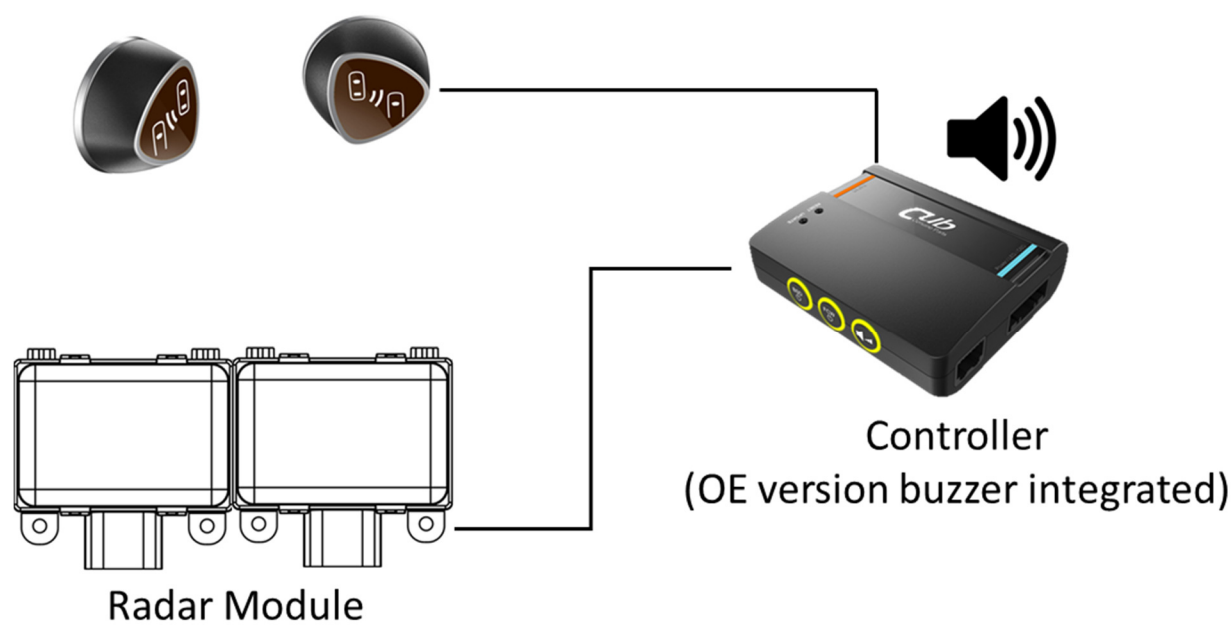


※Please take noted that the order of radar, master radar is always at the same side of controller.

CUBTEK INC.	Date: 2018-05-08
	Division: PM
24GHz BSD Radar	Reversion: Draft
P/N : VS-91A002	Page :4 of 8

1.2
Components

Item	Parts	Q'ty
1	Radar Sensor	2
2	ECU	1
3	Wire Harness(HMI)	1
4	Wire Harness(Radar)	1
5	LED Indicator(RH)	1
6	LED Indicator(LH)	1
7	Radar Bracket(R/L)	2
8	Accessories	



CUBTEK INC.	Date: 2018-05-08
	Division: PM
24GHz BSD Radar P/N : VS-91A002	Reversion: Draft
	Page :5 of 8

2.1 Flow Chart

Our installation procedure as below, please follow it step by step.



2.2 Installation

- a) Bumper remove
- b) Interior harness layout
- c) Install the bracket and radar at vehicle
- d) Confirm the radar horizontal is keep in the level
- e) Confirm the radar attitude is between 50-70cm
- f) Fasten the connector with all the components
- g) Led flash with beep while the ignition turned on

CUBTEK INC.	Date: 2018-05-08
	Division: PM
24GHz BSD Radar P/N : VS-91A002	Reversion: Draft
	Page :6 of 8

3.1 FCC Statement:

NOTE: This equipment has been tested and found to comply with the limits for a Class B digital device, pursuant to part 15 of the FCC Rules. These limits are designed to provide reasonable protection against harmful interference in a residential installation.

This equipment generates, uses and can radiate radio frequency energy and, if not installed and used in accordance with the instructions, may cause harmful interference to radio communications. However, there is no guarantee that interference will not occur in a particular installation.

If this equipment does cause harmful interference to radio or television reception, which can be determined by turning the equipment off and on, the user is encouraged to try to correct the interference by one or more of the following measures:

- Reorient or relocate the receiving antenna.
- Increase the separation between the equipment and receiver.
- Connect the equipment into an outlet on a circuit different from that to which the receiver is connected.
- Consult the dealer or an experienced radio/TV technician for help.

Changes or modifications not expressly approved by the party responsible for compliance could void the user's authority to operate the equipment.

This device complies with part 15 of the FCC Rules. Operation is subject to the following two conditions:

- (1) This device may not cause harmful interference, and
- (2) this device must accept any interference received, including interference that may cause undesired operation.

3.2 IC

This 24GHz BSD radar complies with Industry Canada license-exempt RSS standard(s).

Operation is subject to the following two conditions:

- (1) this device may not cause interference,
- and (2) this device must accept any interference, including interference that may cause undesired cause undesired operation of the device.

Le present appareil est conforme aux CNR d'Industrie Canada applicables aux appareils radio



CUBTEK INC.	Date: 2018-05-08
	Division: PM
24GHz BSD Radar P/N : VS-91A002	Reversion: Draft
	Page :7 of 8

exempts de licence. L'exploitation est autorisee aux deux conditions suivantes : (1) l'appareil ne doit pas produire de brouillage, et (2) l'utilisateur de l'appareil doit accepter tout brouillage radioelectrique subi, meme si le brouillage est susceptible d'en compromettre le fonctionnement.

3.3 Taiwan regulatory information(NCC)

低功率電波輻射性電機管理辦法

第十二條 經型式認證合格之低功率射頻電機，非經許可，公司、商號或使用者均不得擅自變更頻率、加大功率或變更原設計之特性及功能。

第十四條 低功率射頻電機之使用不得影響飛航安全及干擾合法通信；經發現有干擾現象時，應立即停用，並改善至無干擾時方得繼續使用。

前項合法通信，指依電信法規定作業之無線電通信。

低功率射頻電機須忍受合法通信或工業、科學及醫療用電波輻射性電機設備之干擾。