



PRODUCT INSTRUCTIONS

HUIZHOU HUAZHU INDUSTRIAL CO.,LTD



**Low carbon green
Bluetooth sound
Bamboo carving
Made by hand**

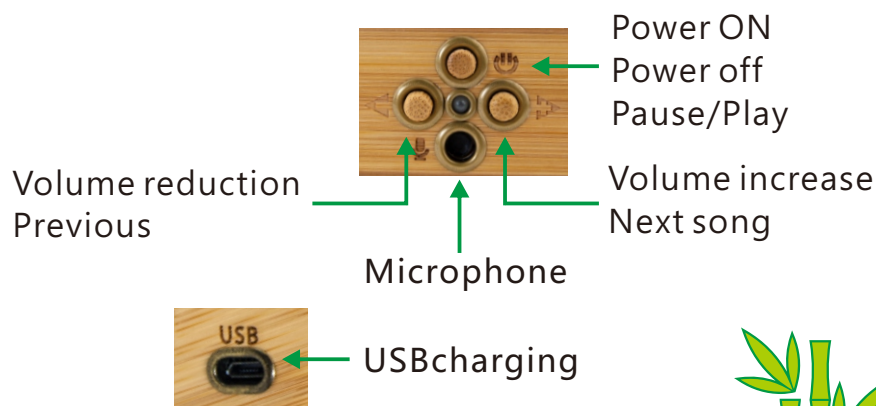


<p>PRODUCT PICTURE</p> <p>Product Description Applicable product</p>	 <p>ZDYX-A01</p>
 <p>ZDYX-A05</p>	 <p>ZDYX-A02</p>
 <p>ZDYX-A06</p>	 <p>ZDYX-A03</p>
 <p>ZDYX-A07</p>	 <p>ZDYX-A04</p>

Product Instructions

1. Main function characteristics and technical parameters














- 1) Bluetooth audio playing;
- 2) support hands-free calls;
- 3) frequency response: 20Hz-20kHz + 3dB
- 4) sound maximum power: 5W*1
- 5) built in 1800mAh rechargeable lithium battery;
- 6) charging input: 5V/1A



SUBSTITUTING BAMBOO FOR WOOD
SUBSTITUTING BAMBOO FOR PLASTIC



2. Key functions

NO.	Current Mode	Operation	Key	Operation	Pilot lamp
1	Off mode	Power ON		Long press 2 seconds	Status light is on
2	On mode	Power off		Long press 5 seconds	Status light is off
3	ON mode	Bluetooth pairing		Manual pairing	Blue light quick flashing
4	ON mode	Bluetooth pairing successful		Auto pairing	Blue light slowly flashing
5	Bluetooth mode	Phone callback		Short press 2 times	
6	Call mode	Answer call		Short press 1 times	
7	Call mode	Eefuse a call		Press long time	
8	In call	Call over		Short press 1 time	
9	Playing mode	Volume increase		Press long time	
10	Playing mode	Volume reduction		Press long time	
11	Playing mode	Previous		Short press 1 times	
12	Playing mode	Next song		Short press 1 times	
13	Playing mode	Pause/Play		Short press	
14	Arbitrary mode	Battery charging			Red light on
15	Arbitrary mode	Fully charged			Red light off

3. Bluetooth playing

1) Long press the speaker "S3" two seconds to turn on, the blue light of Bluetooth is lit, the speaker gives the boot prompt tone, the Bluetooth indicator light flashes quickly. When playing the Bluetooth sound source, do not insert the audio line.

2) Open Bluetooth on your phone or Bluetooth device and search for devices in the Bluetooth menu.

3) When "Hiting" appears in the Bluetooth device on the list, select the "Hiting" to establish pairing and connection. When the matching and the connection is successful, the product will be issued a connected tone, the Bluetooth indicator light from the flash into slow flash, at this point you can press "S3" button to play the music.

4) When the mobile phone via Bluetooth playing music, such as audio calls, stop playing music, start playing mobile ring tones, then press "S3" to answer the call, calling speech will play out through the sound, then press "S2 or S1" to adjust the volume, to achieve the best sound. Talk with others to sound, Need to keep within 1 meters distance. The answer is completed, short press "S3" to hang up the phone. The sound automatically resume playing music. Before calling according to push the "S3" for 2 seconds, can reject a call. Short press "S3" 2 times, mobile phone automatic redial the last call telephone number.

5) If the pairing timeout or the Bluetooth status indicator stop to blink, turn off the power and repeat the steps 1 – 3 for the connection. 4. Charging Plug the DC5V power adapter into the MICRO USB interface to power the product while charging the built-in rechargeable lithium battery. The red charging indicator flashes at this time. and the red light goes out when the battery is full of electricity.

5. FAQ

Faul	Tresolvent
Play music interrupts	The battery is too low. Please charge
Power off	
Play music interrupts by bluetooth device	Try to move the Bluetooth device closer to the speaker or to change position
Bluetooth cannot match device and speaker	The battery is too low. Please charge
	Move the Bluetooth device closer
	Power off and try it again
	Make sure whether device has bluetooth function
	Try repeating the Bluetooth settings
	The speaker can only play the music in one device at a time.
	If it is paired with a computer, the "Hiting" multimedia speaker is designated as the audio output device
No call function	Pair connection
	Please check your phone settings
Button failure	The battery is too low. Please charge
	Power off and try it again

FCC Statement

Any Changes or modifications not expressly approved by the party responsible for compliance could void the user's authority to operate the equipment.

This device complies with part 15 of the FCC Rules. Operation is subject to the following two conditions:

(1) This device may not cause harmful interference,
and (2) this device must accept any interference received, including interference that may cause undesired operation.

To assure continued compliance, any changes or modifications not expressly approved by the party responsible for compliance could void the user's authority to operate this equipment. (Example-use only shielded interface cables when connecting to computer or peripheral devices).

FCC Radiation Exposure Statement:

This equipment complies with FCC radiation exposure limits set forth for an uncontrolled environment .

This transmitter must not be co-located or operating in conjunction with any other antenna or transmitter.

Caution!

The manufacturer is not responsible for any radio or TV interference caused by unauthorized modifications to this equipment. Such modifications could void the user authority to operate the equipment.



Made in china

**Address: 3rd floor, NO. 18 District, Zhongkai High-tech Zone,
Huizhou, China**

<http://www.bamboosound.cn>

Tel: 0086-752-2279996