

USER'S MANUAL

KAHA Fitness module

C-XF001-B

Powered by COVE

July, 2017

Revision Sheet

Release No.	Date	Revision Description
Rev. 0	25/07/2017	Created
Rev. 1	8/11/2017	Functional description

TABLE OF CONTENTS

1.0 Introduction:..... 1

2.0 Dashboard..... 2

3.0 Profile 3

4.0 Fitness Screen 4

5.0 Notifications & Profile 5

6.0 Fitness Covers..... 6

7.0 Fitness Covers List..... 7

8.0 Other Information 8

8.0.1 Produce & Owned..... 8

8.0.2 Caution in Battery Usage: 8

1.0 Introduction:

Fitness Belt app is used for fitness. The **fitness belt** contains a chip inside the belt where it records the No. of steps walked. Using the No. of steps walked, the amount of calories burnt is calculated. This chip can store the fitness data for the past 30 days.

Here are the Functional specifications:

- Supports a Pedometer in the chip
- Support iOS and Android applications
- 4-6 months battery life
- Stores 30 days fitness data

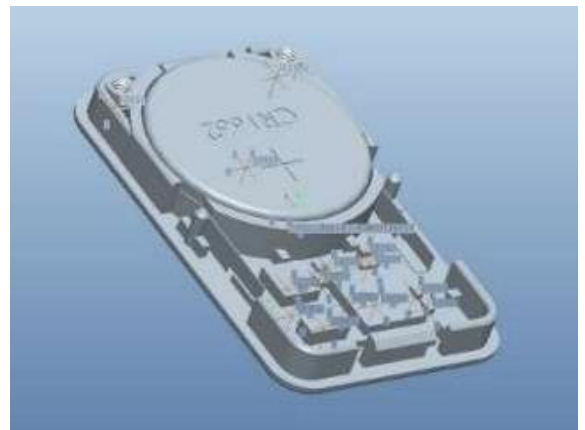
□ □

Here are the Technical specifications:

- Rectangle form factor = 30mm x 19mm x 5mm
- Battery: CR1632.
- Casing: ABS material of various color options

□ □

Sample Proto Type diagram:



2.0 Dashboard

After installing the app, this is the first screen you will see. The **main feature available in the Fitness Belt is Fitness**. There are multiple sub features which are described in the below screens.



3.0 Profile

When you click on the “**Profile**” button, you will see the below screen. In the screen you change the **Profile Photo**, **Profile Name** and **Phone Number**.



4.0 Fitness Screen

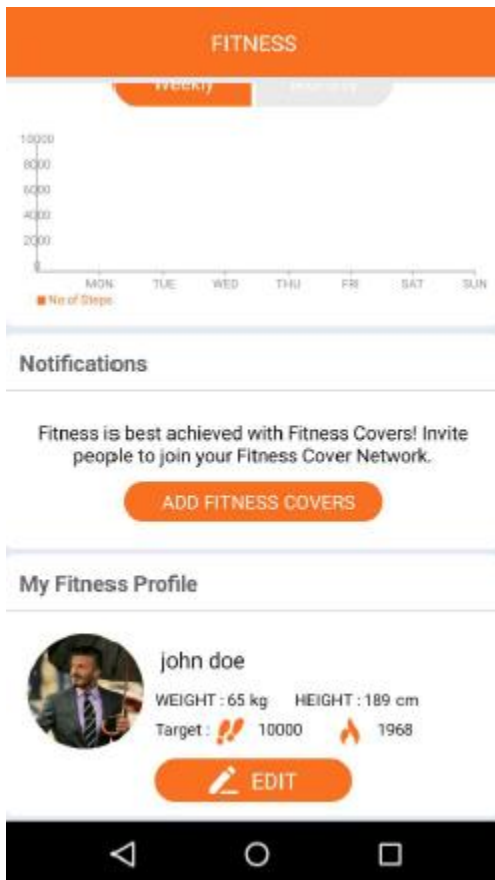
When you click on the “**Fitness**” button from the Dashboard screen, you would be able to see the below screen. The screen contains the **Date**, **No. of steps travelled**, **calories burnt**. You would also be able to see the **weekly and monthly charts**.



5.0 Notifications & Profile

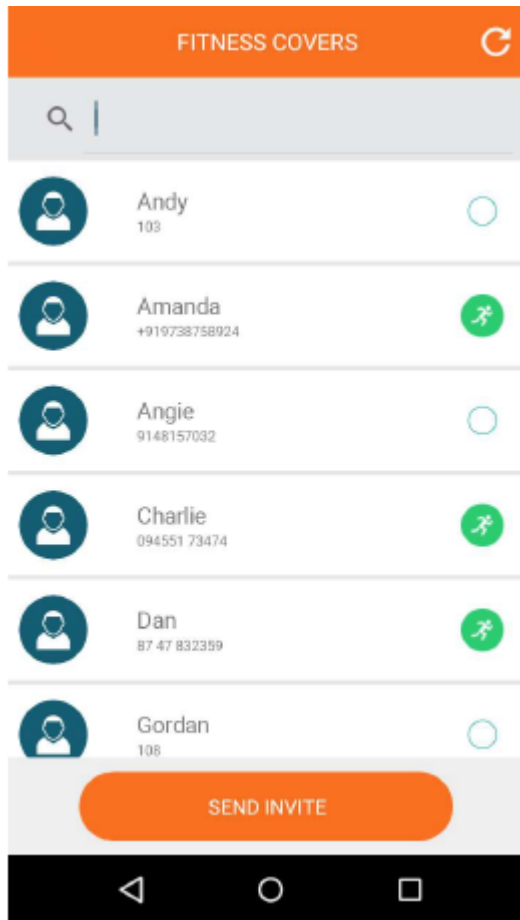
If you scroll down, you will find the header “**Notifications**” where you can see and add you’re “**Fitness Buddies**”.

If you scroll down, you will find the header “**My Fitness Profile**”, you will be able to edit **your height and weight and set your daily goals**.



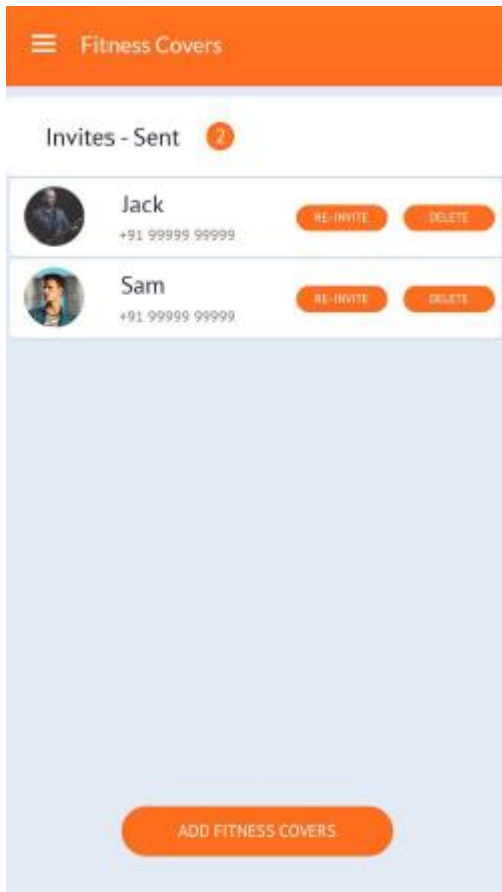
6.0 Fitness Covers

When you click on **“Add Fitness Covers”**, you can add your buddies so that they can **cheer, applaud if you reach your daily goal or nudge you if you fall behind your daily goals.**



7.0 Fitness Covers List

When you click on “**Fitness Covers**” button on the Dashboard, you will be able to see the below screen. The screen would contain **list of invitations sent, invitations received and invitations accepted.**



8.0 Other Information

8.0.1 Produce & Owned

This product is produce and owned by the following company:

Shenzhen yinrun Technology Co. Ltd.
16F, Building B1,NanShan zhiyuan,
No.1001 XueYuan Road, NanShan District, ShenZhen, China

The product is manufactured in China.

8.0.2 Caution in Battery Usage

- Do not use sharp object to remove battery.
- Keep the battery away from children.
- Only replace with the exact battery type as specified. There is a risk of explosion if battery is replaced by an incorrect type.
- Please dispose of used batteries in accordance with your local environmental laws and guidelines.S