

TEST SETUP PHOTOGRAPHS

Photo of Power Line Conducted Emission Measurement H660 - Front View




Photo of Power Line Conducted Emission Measurement H660 - Side View




Photo of Power Line Conducted Emission Measurement H680- Front View



Photo of Power Line Conducted Emission Measurement H680- Side View




Photo of Power Line Conducted Emission Measurement H1500- Front View





Photo of Power Line Conducted Emission Measurement H1500- Side View




Radiated Spurious Emissions Test View (9kHz-30MHz) H660




Radiated Spurious Emissions Test View (9kHz-30MHz) H680




Radiated Spurious Emissions Test View (9kHz-30MHz) H1500




Radiated Spurious Emissions Test View (30MHz-1GHz) H660




Radiated Spurious Emissions Test View (30MHz-1GHz) H680



Radiated Spurious Emissions Test View (30MHz-1GHz) H1500




Radiated Spurious Emissions Test View (1GHz-18GHz) H1500



Radiated Spurious Emissions Test Front View (18GHz-25GHz) H1500



Radiated Spurious Emissions Test Rear View (18GHz-25GHz) H1500



*****END*****