

120-210mm AK-1说明书 封面157克铜版纸 内页105克铜版纸

Heading Fashion
Innovative Travelling

Intelligent Folding Scooter

Users' Manual



About Users' Manual -----

The manual contains important safety and usage's instructions, please be sure to read carefully before you first use, thank you!

The package contains: the main vehicle X 1, the charger X 1, tool set X 1, the manual (including warranty card, certificate) X 1 piece.

Contents

Brief introduction -----	01	6) Remote controller -----	09
Product parameter -----	02	7) External device charging -----	10
Vehicle usage diagram -----	03	8) Battery removal -----	10
Front wheel mounting instructions----	04	9) Vehicle charging -----	11
Function instructions-----	05-11	Attention & Avoid -----	12
1) VA meter display screen -----	05-06	Safe usage -----	13-14
2) Electric folding -----	07	Daily maintenance -----	15
3) Booth speaker -----	08	After-sale service -----	16
4) Gear shift-----	08		
5) Speed cruise -----	09		

I. Introduction

It is the "world's first automatic folding" fashion scooter in the market. The vehicle follows the classic K-type structure and integrates a large number of rigid lines coordinating with diamond cutting style, so that every detail is angular to embody most vividly wild, dare, stiff, hardline style.

It chooses the best product accessories and its production strictly follows the European quality standard, capable to pass through the foreign market's certification test like E-MARK, CE, FCC, UL, UN38.3, etc. It built in a number of intimate functions including: the world's first "automatic folding", Bluetooth Speaker, USB charging output, speed cruise, three gears speed settings, etc; It brings the best travel experience to users from the quality to function.

II. Detailed Parameters

Battery Type	lithium battery	Brake mode	Disc+E-ABS
Battery Brand	LG\Samsung\Panasonic	Loudspeaker	High fidelity stereo waterproof bluetooth speakers
Battery capacity	7.8Ah、 8.7Ah	Waterproof	IPX4
Motor	Brushless toothless	Fold	One-button electric folding
Range	35-45 KM	Battery quick removal	support
Rated voltage	48V	Vehicle	22.5KG
Rated power	350W	Loading	120KG
Charging time	3-4h	Color	purple、 red 、 grey
Speed	20/25/30 KM	Tyres size	12 inch pneumatic
Size before folding	1244 x 612 x 1095 mm		
Size after folding	895 x 312 x 967 mm		
Package size	1280 x 345x 580 mm		

III. Vehicle Usage Diagram



03

IV. The Front Wheel Installing Instructions

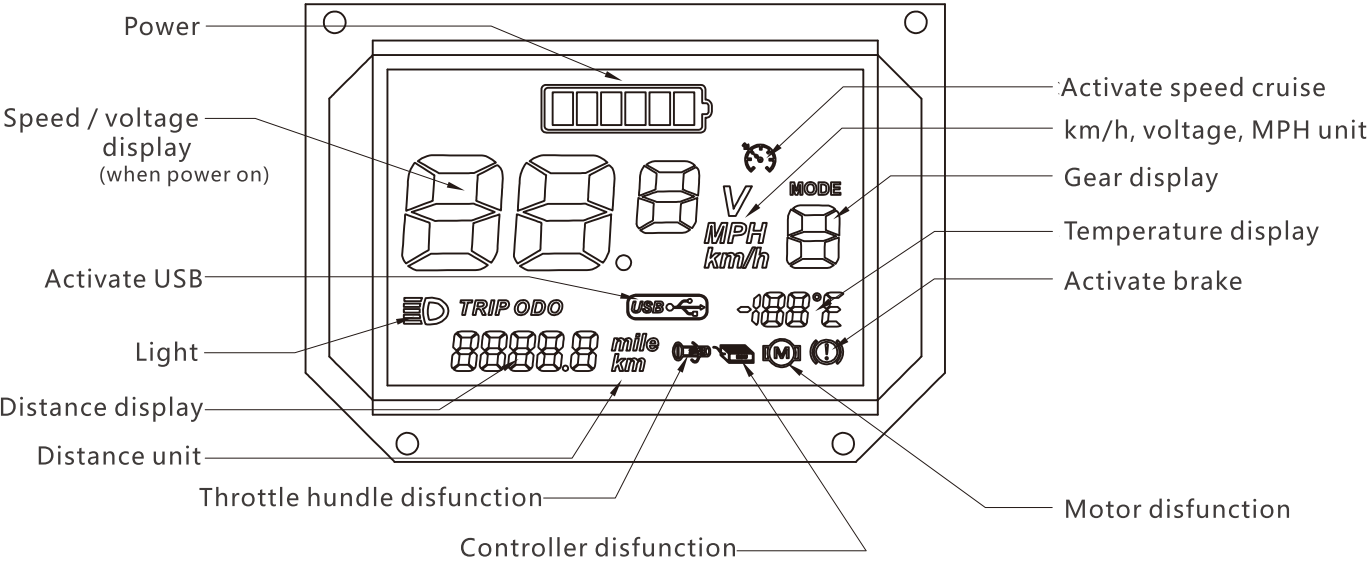
- 1, Open the tool kit bag and take out the installation tools and accessories;
- 2, Referring to the disc brake's position, align the front wheel and put it into the lock position;
- 3, Insert the front wheel's center axis into the specified position.
- 4, Use tools to tighten the screw according to the diagram, the installation is completed until it can not move.



04





V. Function Description

1)Diagram & usage of VA meter display screen



2)Electric Folding

When the vehicle needs to be folded (unfolded), you can complete the entire folding (unfolded) step by simply pressing a relevant button until it is fully folded (unfolded) and then stop folding (unfolded).



3)Bluetooth Speakers



- open the Bluetooth settings of phone or IPAD and other digital devices, select "search Bluetooth" .
- Search a Bluetooth device with the name "AK-1" and connect it.

Recommendation:
Bluetooth connection distance is 20 meters, the use of Bluetooth speakers should not exceed the distance so as not to affect the playback.

4)Gear Shift



In the boot state, pressing the right button below the meter can easily shift different gear, the current gear has 1/2/3 whose corresponding speed is 20/25/30(km/h).

Recommendation:
In the case of bad road conditions, please keep using gear 1 to ensure safety.