

Hello :)

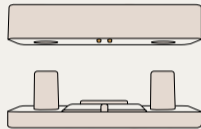
Lets get your Smart Buckle all set up!

# Whats In The Box?



Smart Buckle

+



Micro USB Charger



Micro USB Cable

+



Spring Bar Tool

+



Spring Bar Pins

# Set Up Your Smart Buckle

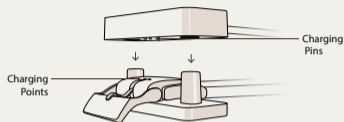
Charging | Download the App

## Charging your buckle is simple

Align the charging points of the buckle and the charger.

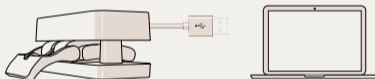
## Place the Smart Buckle in the charger

Place the Smart Buckle on the bottom cover and lock it by placing the top cover over the bottom cover.



## Connect to a USB port

Connect the Charger to your laptop or a reliable USB port. Smart buckle should be fully charged in within 60 minutes.



## Smart Buckle turns green when 100% charged

Once fully charged the Red Light will turn Green, which means your Buckle is all set to go.



## Smart Buckle App

Download the Smart Buckle App from the 'App Store' for iOS or the 'Google Play Store' for Android. Once downloaded, pair your Buckle to get started!



# Track Your Activities

Steps, Sleep, Calories, Distance & Time

## Move

Smart Buckle helps monitor your walking habits by capturing your steps, calories, pace of the motion, total distance and total time of your active routines in a day. With continuous view of your history you can track your activity on daily, weekly or monthly basis.



Swipe Up  
once  
for 'Week'



Swipe Up  
twice  
for 'Month'



## Sleep

The Smart Buckle is designed to track your sleep states. Understand light movements, heavy bed turns, wakeful state and deep peaceful sleep. Each of these cycles are reflection of our lifestyle, our stress and our state of mind. By analysing your sleep history and regular cycles of different sleep patterns you can bring complete control over your lifestyle for balanced health and peaceful state of mind.



Swipe Up  
once  
for 'Week'



Swipe Up  
twice  
for 'Month'



# Sync Your Health Data

Phone | Cloud

Sync your Smart Buckle with the app to view your updated health progress and activity trends.

## Connect your Smart Buckle with phone

(Please make sure the Smart Buckle is completely charged and is within 20 feet of your Phone)

Once connected, your health data from the Smart Buckle will automatically start syncing with the App.

## Apple Health + Google Fit

The Smart Buckle seamlessly integrates with Apple HealthKit and Google Fit. All the data from the buckle can be directly synced to your Apple or Android phone's fitness dashboard. Get a comprehensive report of your activity trends, sleep patterns and daily, weekly and monthly reports.

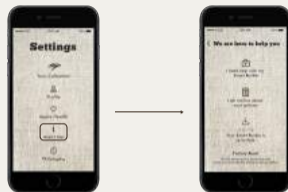


# Build On The features

Firmware Update | Your Collection

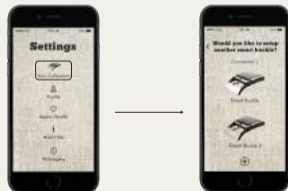
## Firmware Update

Free feature enhancements and product improvements are occasionally made available through firmware updates. We recommend keeping your Smart buckle up to date. You'll be notified in the Smart Buckle app when an update is available.



## Your Collection

For watch lovers who have multiple watches in their collection, now you can add a different smart buckle to each one of your favourite watches. All your health data is cohesively presented to you on the App despite which watch you choose to wear during the day.



## Technical Specifications

Battery	19mAh, Li-po
Battery Life	Upto one week
Power Consumption	155uA
Works with (OS)	iOS 7+, Android 4.3+
Bluetooth	BT4.2LE
Bluetooth Distance	5-7m
Data storage	2 weeks
Green LED Blinking (a)	Syncing Data
Green LED (b)	Completely Charged
Red LED Blinking (a)	Low battery
Red LED (b)	Charging
Weight	14.8 g
Dimension	23.4*42.4*8mm
Waterproof Level	IP57

# Frequently Asked Questions

Q1 Does the Smart Buckle with my phone?

A1 Smart Buckle works with both iOS (7+) and Android (4.3+) phones.

Q2 How do I connect the Smart Buckle with my phone?

A2 Download and setup the Smart Buckle App from either the App Store or Google Play Store. Follow the on screen instructions to setup your Smart Buckle with your phone.

Q3 How do I charge my Smart Buckle?

A3 Smart Buckle can be charged using the custom charger and a micro USB cable that comes with the packaging. Smart Buckle completely charges in under 60 minutes.

Q4 How long does the battery last?

A4 The rechargeable battery lasts upto a week, with 8 -10 hours of use per day.

Q5 Is the Smart Buckle waterproof?

A5 Yes, Smart Buckle is water and dust resistant. You may wash your hands or run in the rain with your Smart Buckle on but we do not recommend swimming with it. Smart Buckle has a IP 57 certification.

Q6 Does my phone need to be close to the Smart Buckle for it to work?

A6 No, Smart Buckle captures data independently. Smart Buckle will sync all your health data to the App whenever it is paired and within 20 feet of distance to your phone.

## For a transparent relationship between us

We don't like changing something we have promised. So we have decided we will always take your consent and notify you before a change happens. From time to time due to rescue or technical constraints we may have to change something, and we will want the flexibility to do that from you. We will always show you transparently what has changed and when was it changed. As this change occurs and we continue to service you as our customer, we will make sure we are in mutual harmony and agreement by asking you to accept the change as part of the service delivery.

Composed in April, 2017

### Returns and Warranty

We believe in taking responsibility to make sure your experience using gooseberry does not diminish due to technical reasons. so our warranty policy is designed to offer you a genuine protection against the product. For more information regarding returns and warranty please visit [www.gooseberry.store](http://www.gooseberry.store)

### Trademarks

gooseberry is a trademark of CU Wellness, Inc. and all other marks are trademarks or registered trademarks of other third parties, including without limitation: iOS is a trademark or registered trademark of Cisco in the US and other countries and is used under the license to Apple Inc. Mac OS X is a trademark of Apple Inc. Android is a trademark or registered trademark of Google.

### Safety Instructions

We advise you read, follow and keep these safety instructions to prevent any health, environment related accident. Smart Buckle is not a toy. It contains small parts, which can be a choking hazard. Please keep away from children. Do not tamper, modify, disassemble Smart Buckle. Your warranty and returns may be annulled accordingly. Please check our warranty and returns terms at [www.gooseberry.store](http://www.gooseberry.store)

Handle with care and keep Smart Buckle away from sources of heat, especially open flames. Use clean, soft and dry cloth to clean your Smart Buckle. Do not use abrasive agents. Do not place Smart Buckle in a dishwasher, washing machine or dryer. This may damage the internal/external parts.

### Privacy

We use the personal information you provide to calculate your basal metabolic rate (BMR), which helps us determine your estimated calorie expenditure. All the information that you provide us is private, so no need to worry :)

### Battery Precautions

We advise you read, follow and keep these safety instructions to prevent any health, environment -related accident. Smart Buckle comes with a built in non-changeable battery. Do not attempt to remove/replace it. Charge the battery with the provided micro USB cable. We recommend you use a certified laptop or USB power supply to charge.

### Product Disposal

Please take a moment and consider the environment. Please do not dispose Smart Buckle with common household waste as it is considered electronic waste and should be disposed of at your local electronic equipment collection facility. For more information, we recommend you contact your local electronic waste management authority.

## FCC Statement

This device complies with Part 15 of the FCC Rules. Operation is subject to the following two conditions:

(1) This device may not cause harmful interference, and

(2) This device must accept any interference received, including interference that may cause undesired operation.

Warning: Changes or modifications not expressly approved by the party responsible for compliance could void the user's authority to operate the equipment.

NOTE: This equipment has been tested and found to comply with the limits for a Class B digital device, pursuant to Part 15 of the FCC Rules. These limits are designed to provide reasonable protection against harmful interference in a residential installation. This equipment generates uses and can radiate radio frequency energy and, if not installed and used in accordance with the instructions, may cause harmful interference to radio communications. However, there is no guarantee that interference will not occur in a particular installation. If this equipment does cause harmful interference to radio or television reception, which can be determined by turning the equipment off and on, the user is encouraged to try to correct the interference by one or more of the following measures:

- n Reorient or relocate the receiving antenna.

- n Increase the separation between the equipment and receiver.

- n Connect the equipment into an outlet on a circuit different from that to which the receiver is connected.

- n Consult the dealer or an experienced radio/TV technician for help.

RF warning statement:

The device has been evaluated to meet general RF exposure requirement. The device can be used in portable exposure condition without restriction.

FCC ID: 2AMWW-GSB9933