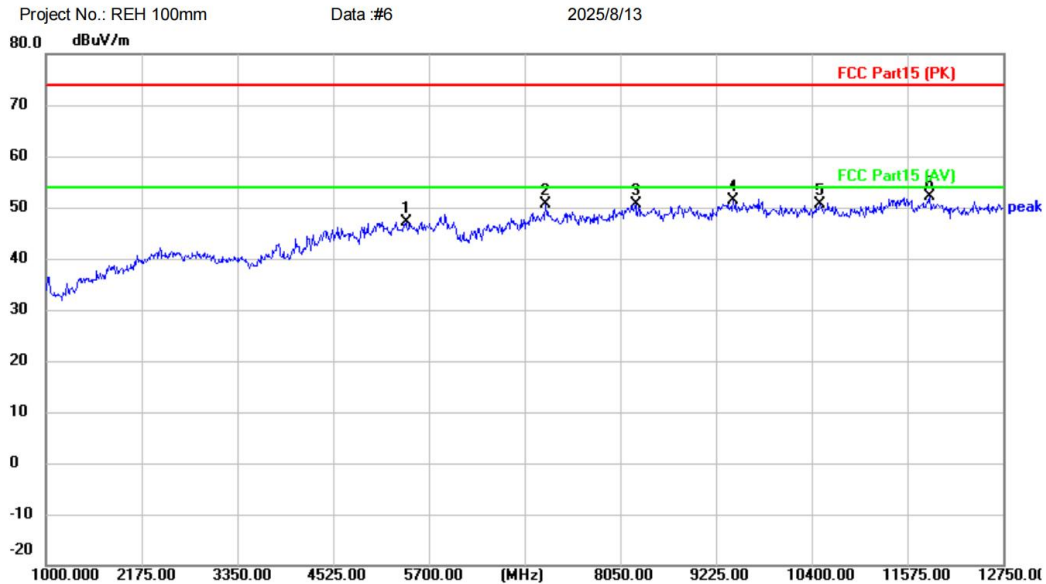


[Test mode: TX middle channel]; [Polarity: Vertical]

Radiated Emission Measurement


Site: Polarization: **Vertical** Temperature: (C)

Limit: FCC Part15 (PK) Power: Humidity: %RH

EUT: Bluetooth Module

M/N: FSC-BT986

Mode: BT-2441

Note:

| No. | Mk. | Freq. | Reading Level | Correct Factor | Measurement | Limit | Over | Detector | Comment |
|-----|-----|----------|---------------|----------------|-------------|--------|--------|----------|---------|
| | | MHz | dBuV | dB | dBuV/m | dBuV/m | dB | | |
| 1 | | 5418.000 | 38.96 | 8.29 | 47.25 | 74.00 | -26.75 | peak | |
| 2 | | 7133.500 | 40.00 | 10.57 | 50.57 | 74.00 | -23.43 | peak | |
| 3 | | 8238.000 | 39.41 | 11.26 | 50.67 | 74.00 | -23.33 | peak | |
| 4 | | 9436.500 | 38.30 | 12.99 | 51.29 | 74.00 | -22.71 | peak | |
| 5 | | 10494.00 | 36.99 | 13.73 | 50.72 | 74.00 | -23.28 | peak | |
| 6 | * | 11845.25 | 38.54 | 13.52 | 52.06 | 74.00 | -21.94 | peak | |

*:Maximum data x:Over limit !:over margin

(Reference Only)

Receiver: ESR_1

Spectrum Analyzer:

FSP40

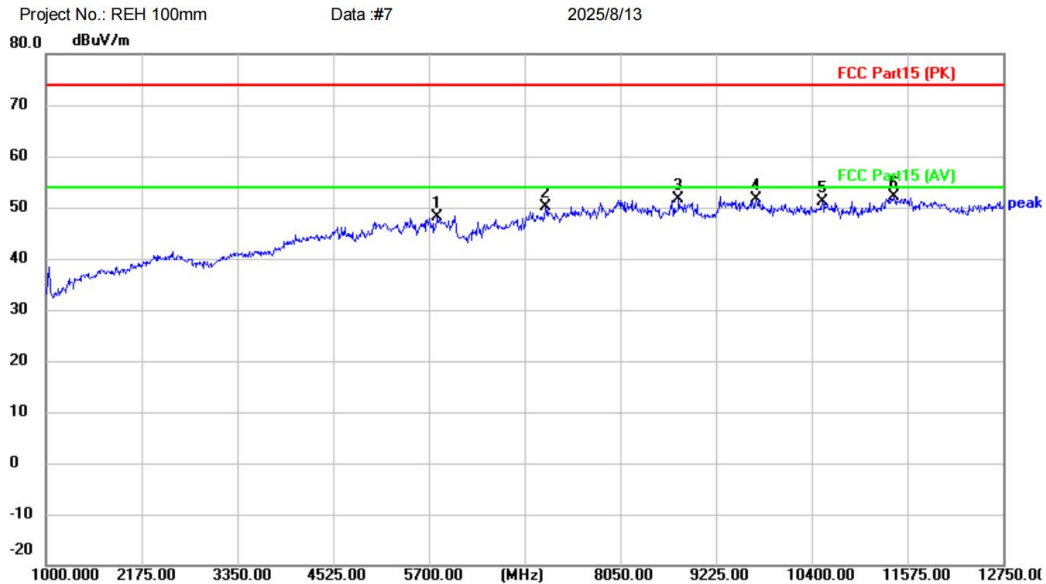
Test Result: Pass
BlueAsia of Technical Services (Shenzhen) Co.,Ltd.

Tel: +86-755-23059481

Email: marketing@cblueasia.com www.cblueasia.com

Version:v1.3

[Test mode: TX High channel]; [Polarity: Horizontal]

Radiated Emission Measurement


Site: Polarization: **Horizontal** Temperature: (C)

Limit: FCC Part15 (PK) Power: Humidity: %RH

EUT: Bluetooth Module

M/N: FSC-BT986

Mode: BT-2480

Note:

| No. | Mk. | Freq. | Reading Level | Correct Factor | Measurement | Limit | Over | Detector | Comment |
|-----|-----|----------|---------------|----------------|-------------|--------|--------|----------|---------|
| | | MHz | dBuV | dB | dBuV/m | dBuV/m | dB | | |
| 1 | | 5805.750 | 39.01 | 9.00 | 48.01 | 74.00 | -25.99 | peak | |
| 2 | | 7133.500 | 39.64 | 10.57 | 50.21 | 74.00 | -23.79 | peak | |
| 3 | | 8766.750 | 39.62 | 11.96 | 51.58 | 74.00 | -22.42 | peak | |
| 4 | | 9718.500 | 37.89 | 13.63 | 51.52 | 74.00 | -22.48 | peak | |
| 5 | | 10529.25 | 37.40 | 13.71 | 51.11 | 74.00 | -22.89 | peak | |
| 6 | * | 11410.50 | 37.76 | 14.33 | 52.09 | 74.00 | -21.91 | peak | |

*:Maximum data x:Over limit !:over margin

(Reference Only)

Receiver: ESR_1

Spectrum Analyzer: FSP40

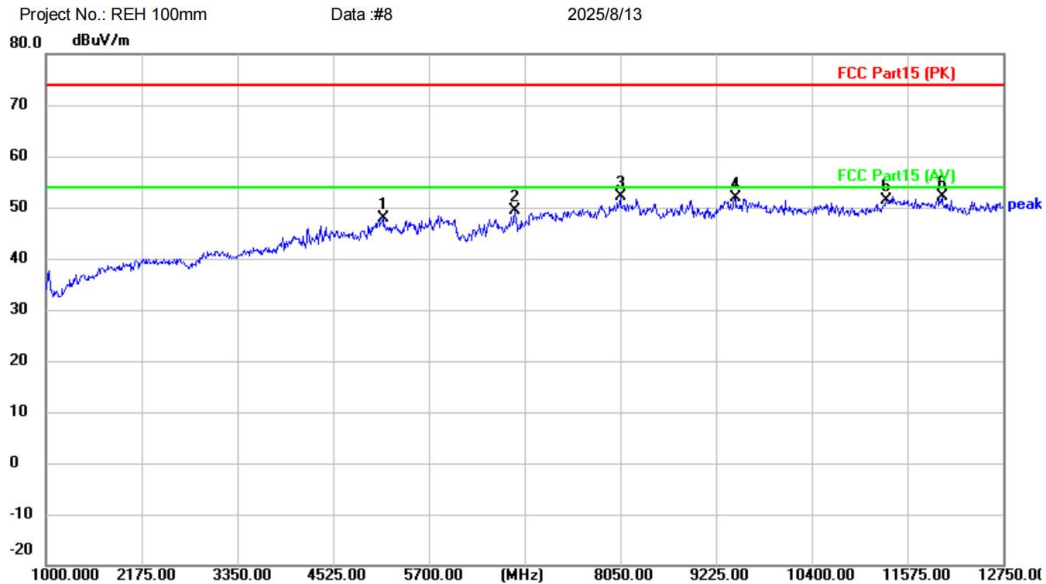
Test Result: Pass
BlueAsia of Technical Services (Shenzhen) Co.,Ltd.

Tel: +86-755-23059481

Email: marketing@cblueasia.com www.cblueasia.com

Version:v1.3

[Test mode: TX High channel]; [Polarity: Vertical]

Radiated Emission Measurement


Site: Polarization: **Vertical** Temperature: (C)

Limit: FCC Part15 (PK) Power: Humidity: %RH

EUT: Bluetooth Module

M/N: FSC-BT986

Mode: BT-2480

Note:

| No. | Mk. | Freq. | Reading Level | Correct Factor | Measurement | Limit | Over | Detector | Comment |
|-----|-----|----------|---------------|----------------|-------------|--------|--------|----------|---------|
| | | MHz | dBuV | dB | dBuV/m | dBuV/m | dB | | |
| 1 | | 5136.000 | 39.84 | 8.15 | 47.99 | 74.00 | -26.01 | peak | |
| 2 | | 6757.500 | 40.36 | 9.00 | 49.36 | 74.00 | -24.64 | peak | |
| 3 | | 8050.000 | 40.43 | 11.70 | 52.13 | 74.00 | -21.87 | peak | |
| 4 | | 9460.000 | 38.92 | 12.97 | 51.89 | 74.00 | -22.11 | peak | |
| 5 | | 11316.50 | 38.11 | 13.35 | 51.46 | 74.00 | -22.54 | peak | |
| 6 | * | 11998.00 | 37.88 | 14.26 | 52.14 | 74.00 | -21.86 | peak | |

*:Maximum data x:Over limit !:over margin

(Reference Only)

Receiver: ESR_1

Spectrum Analyzer: FSP40

Test Result: Pass
BlueAsia of Technical Services (Shenzhen) Co.,Ltd.

Tel: +86-755-23059481

Email: marketing@cblueasia.com www.cblueasia.com

Version:v1.3

6.11 Radiated emissions which fall in the restricted bands

| | |
|------------------------|---|
| Test Standard | 47 CFR Part 15, Subpart C 15.247(d) 47 CFR Part 15, Subpart C 15.205 |
| Test Method | ANSI C63.10 (2013) Section 6.10.5 |
| Test Mode (Pre-Scan) | TX |
| Test Mode (Final Test) | TX |

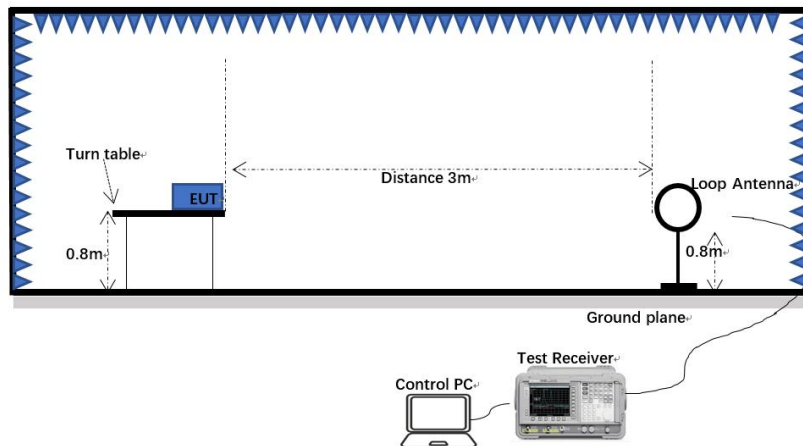
6.11.1 Limit

| Frequency(MHz) | Field strength(microvolts/meter) | Measurement distance(meters) |
|----------------|----------------------------------|------------------------------|
| 0.009-0.490 | 2400/F(kHz) | 300 |
| 0.490-1.705 | 24000/F(kHz) | 30 |
| 1.705-30.0 | 30 | 30 |
| 30-88 | 100 | 3 |
| 88-216 | 150 | 3 |
| 216-960 | 200 | 3 |
| Above 960 | 500 | 3 |

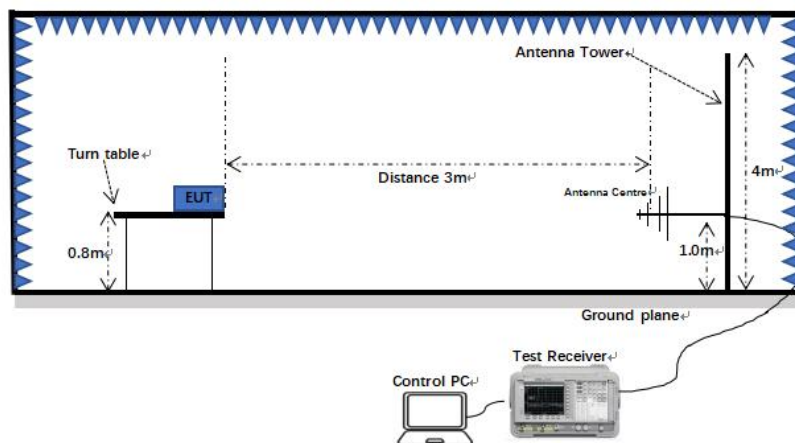
Remark: The emission limits shown in the above table are based on measurements employing a CISPR quasi-peak detector except for the frequency bands 9-90kHz, 110-490kHz and above 1000 MHz. Radiated emission limits in these three bands are based on measurements employing an average detector, the peak field strength of any emission shall not exceed the maximum permitted average limits specified above by more than 20 dB under any condition of modulation.

6.11.2 Test setup

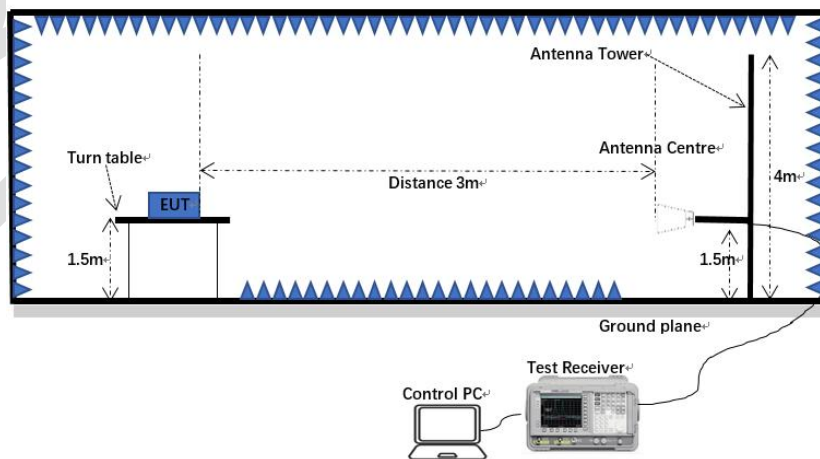
Below 1GHz:



30MHz-1GHz:



Above 1GHz:



6.11.3 Procedure

- a) For below 1GHz, the EUT was placed on the top of a rotating table 0.8 meters above the ground at a 3 or 10 meter semi-anechoic chamber. The table was rotated 360 degrees to determine the position of the highest radiation.
- b) For above 1GHz, the EUT was placed on the top of a rotating table 1.5 meters above the ground at a 3 meter fully-anechoic chamber. The table was rotated 360 degrees to determine the position of the highest radiation.
- c) The EUT was set 3 or 10 meters away from the interference-receiving antenna, which was mounted on the top of a variable-height antenna tower.
- d) The antenna height is varied from one meter to four meters above the ground to determine the maximum value of the field strength. Both horizontal and vertical polarizations of the antenna are set to make the measurement.
- e) For each suspected emission, the EUT was arranged to its worst case and then the antenna was tuned to heights from 1 meter to 4 meters (for the test frequency of below 30MHz, the antenna was tuned to heights 1 meter) and the rotatable table was turned from 0 degrees to 360 degrees to find the maximum reading.
- f) The test-receiver system was set to Peak Detect Function and Specified Bandwidth with Maximum Hold Mode.
- g) If the emission level of the EUT in peak mode was 10dB lower than the limit specified, then testing could be stopped and the peak values of the EUT would be reported. Otherwise the emissions that did not have 10dB margin would be re-tested one by one using peak, quasi-peak or average method as specified and then reported in a data sheet.
- h) Test the EUT in the lowest channel, the middle channel, the highest channel.
- i) The radiation measurements are performed in X, Y, Z axis positioning for Transmitting mode, and found the X axis positioning which it is the worst case.
- j) Repeat above procedures until all frequencies measured was complete.

Note 1: Level (dBuV) = Reading (dBuV) + Factor (dB/m)

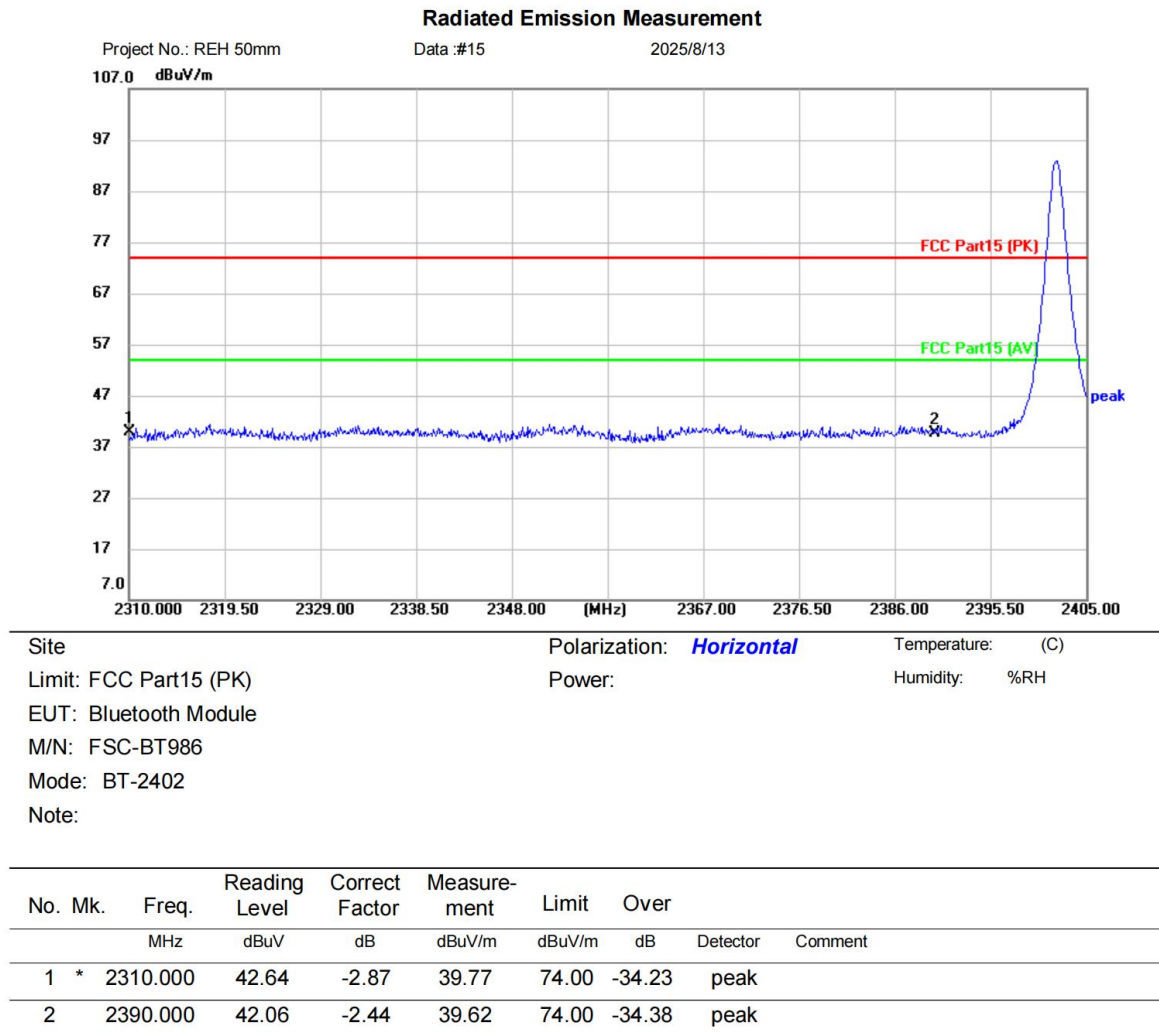
Note 2: For frequencies above 1GHz, the field strength limits are based on average limits. However, the peak field strength of any emission shall not exceed the maximum permitted average limits specified above by more than 20 dB under any condition of modulation. For the emissions whose peak level is lower than the average limit, only the peak measurement is shown in the report.

6.11.4 Test data

Antenna1:

Remark: During the test, pre-scan the GFSK, pi/4DQPSK, 8DPSK mode, and found the GFSK mode which it is worse case.

[Test mode: TX low channel]; [Polarity: Horizontal]



Test Result: Pass

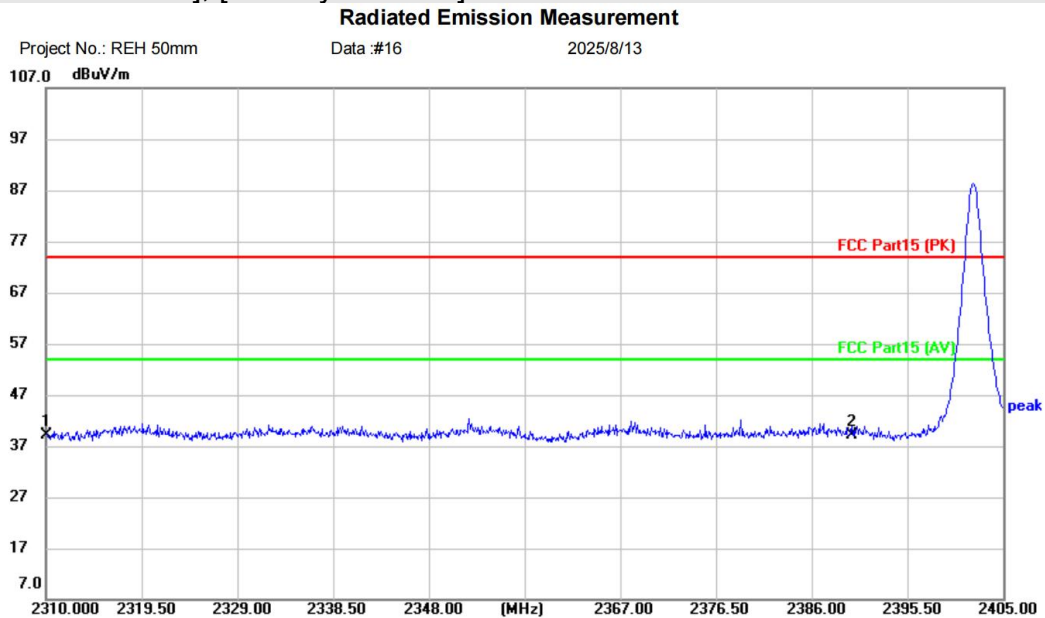
BlueAsia of Technical Services (Shenzhen) Co.,Ltd.

Tel: +86-755-23059481

Email: marketing@cblueasia.com www.cblueasia.com

Version:v1.3

[Test mode:TX low channel]; [Polarity: Vertical]



Site: Polarization: **Vertical** Temperature: (C)

Limit: FCC Part15 (PK) Power: Humidity: %RH

EUT: Bluetooth Module

M/N: FSC-BT986

Mode: BT-2402

Note:

| No. | Mk. | Freq. | Reading Level | Correct Factor | Measurement | Limit | Over | Detector | Comment |
|-----|-----|----------|---------------|----------------|-------------|--------|--------|----------|---------|
| | | MHz | dBuV | dB | dBuV/m | dBuV/m | dB | | |
| 1 | * | 2310.000 | 42.10 | -2.87 | 39.23 | 74.00 | -34.77 | peak | |
| 2 | | 2390.000 | 41.60 | -2.44 | 39.16 | 74.00 | -34.84 | peak | |

*:Maximum data x:Over limit !:over margin

(Reference Only)

Receiver: ESR_1

Spectrum Analyzer: FSP40

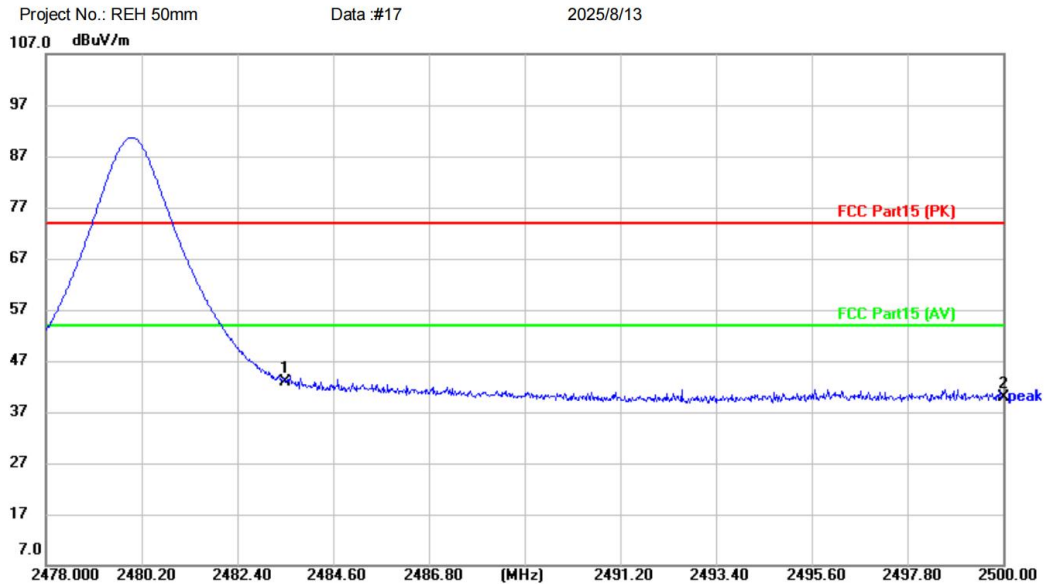
Test Result: Pass
BlueAsia of Technical Services (Shenzhen) Co.,Ltd.

Tel: +86-755-23059481

Email: marketing@cblueasia.com www.cblueasia.com

Version:v1.3

[Test mode: TX High channel]; [Polarity: Horizontal]

Radiated Emission Measurement


Site: Polarization: **Horizontal** Temperature: (C)
Limit: FCC Part15 (PK) Power: Humidity: %RH
EUT: Bluetooth Module
M/N: FSC-BT986
Mode: BT-2480
Note:

| No. | Mk. | Freq. MHz | Reading Level dBuV | Correct Factor dB | Measure- ment dBuV/m | Limit dBuV/m | Over dB | Detector | Comment |
|-----|-----|--------------|--------------------------|-------------------------|----------------------------|-----------------|------------|----------|---------|
| 1 | * | 2483.500 | 45.82 | -2.91 | 42.91 | 74.00 | -31.09 | peak | |
| 2 | | 2500.000 | 42.78 | -3.00 | 39.78 | 74.00 | -34.22 | peak | |

*:Maximum data x:Over limit !:over margin

(Reference Only)

Receiver: ESR_1

Spectrum Analyzer:

FSP40

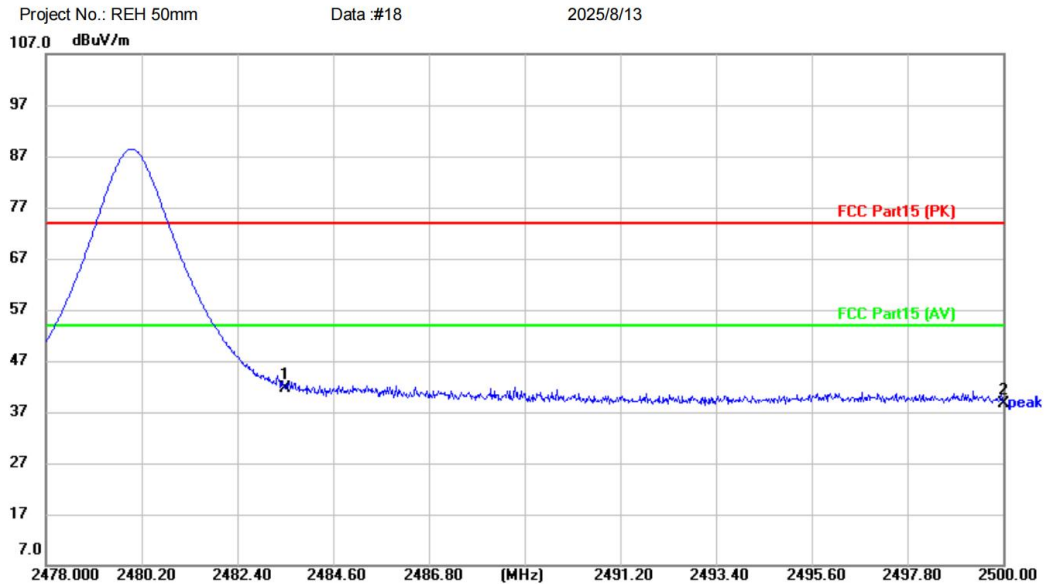
Test Result: Pass
BlueAsia of Technical Services (Shenzhen) Co.,Ltd.

Tel: +86-755-23059481

Email: marketing@cblueasia.com www.cblueasia.com

Version:v1.3

[Test mode:TX High channel]; [Polarity: Vertical]

Radiated Emission Measurement


Site: Polarization: **Vertical** Temperature: (C)
Limit: FCC Part15 (PK) Power: Humidity: %RH
EUT: Bluetooth Module
M/N: FSC-BT986
Mode: BT-2480
Note:

| No. | Mk. | Freq. MHz | Reading Level dBuV | Correct Factor dB | Measure- ment dBuV/m | Limit dBuV/m | Over dB | Detector | Comment |
|-----|-----|--------------|--------------------------|-------------------------|----------------------------|-----------------|------------|----------|---------|
| 1 | * | 2483.500 | 44.58 | -2.91 | 41.67 | 74.00 | -32.33 | peak | |
| 2 | | 2500.000 | 41.69 | -3.00 | 38.69 | 74.00 | -35.31 | peak | |

*:Maximum data x:Over limit !:over margin

(Reference Only)

Receiver: ESR_1

Spectrum Analyzer: FSP40

Test Result: Pass
BlueAsia of Technical Services (Shenzhen) Co.,Ltd.

Tel: +86-755-23059481

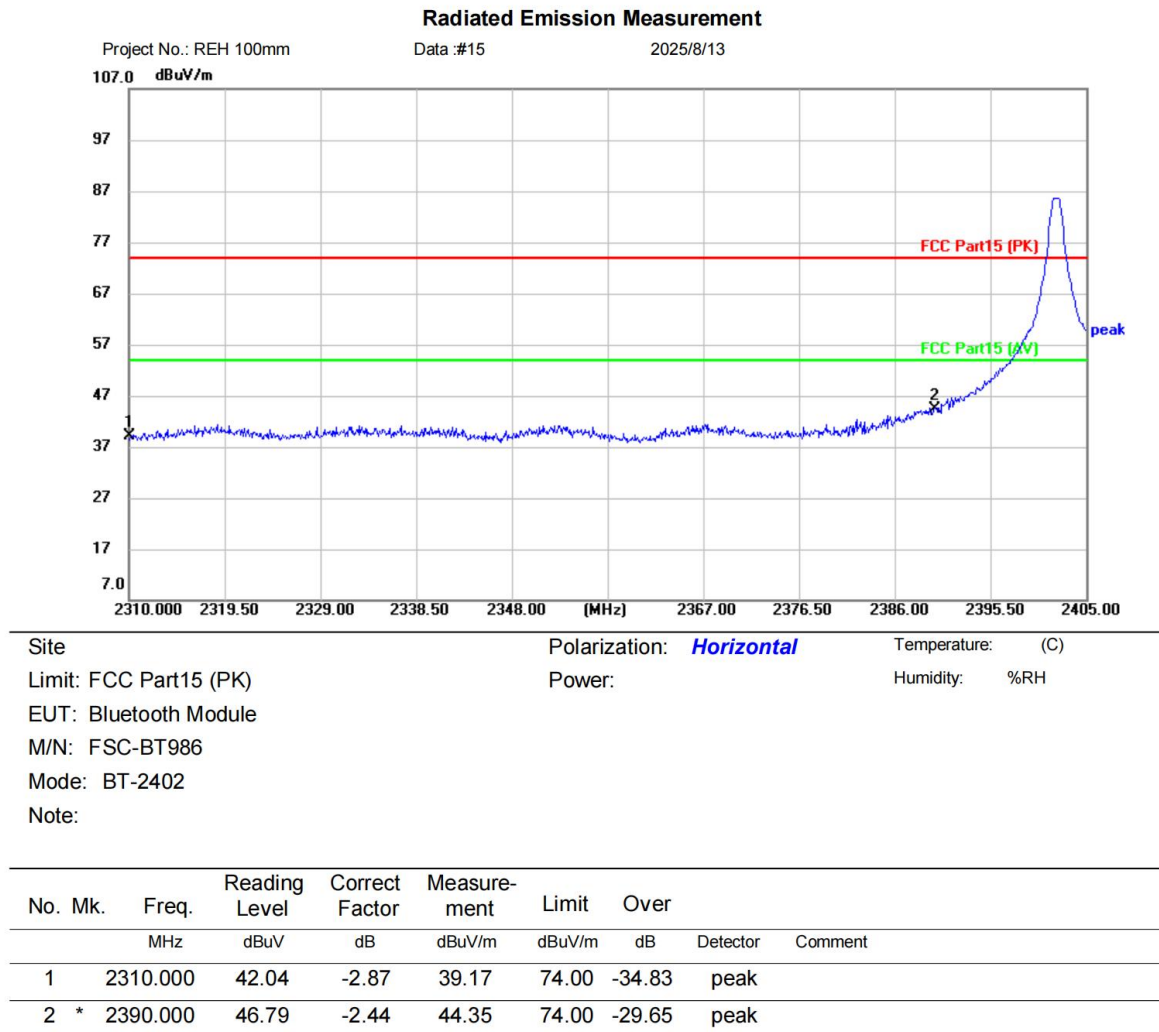
Email: marketing@cblueasia.com www.cblueasia.com

Version:v1.3

Antenna2:

Remark: During the test, pre-scan the GFSK, pi/4DQPSK, 8DPSK mode, and found the GFSK mode which it is worse case.

[Test mode: TX low channel]; [Polarity: Horizontal]



Test Result: Pass

[Test mode:TX low channel]; [Polarity: Vertical]

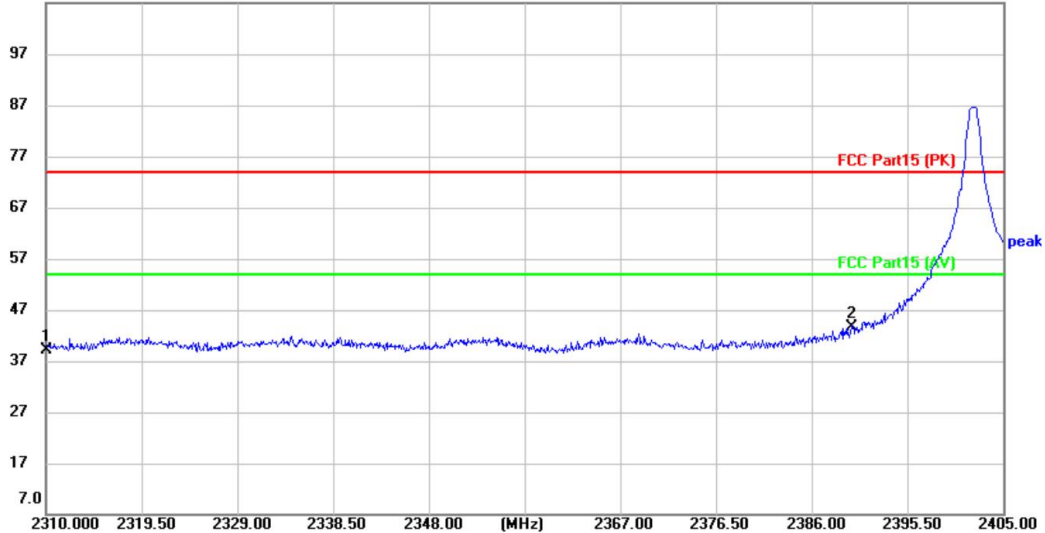
Radiated Emission Measurement

Project No.: REH 100mm

Data :#16

2025/8/13

107.0 dBuV/m



Site

Polarization: **Vertical**

Temperature: (C)

Limit: FCC Part15 (PK)

Power:

Humidity: %RH

EUT: Bluetooth Module

M/N: FSC-BT986

Mode: BT-2402

Note:

| No. | Mk. | Freq. | Reading Level | Correct Factor | Measurement | Limit | Over | Detector | Comment |
|-----|-----|----------|---------------|----------------|-------------|--------|--------|----------|---------|
| | | MHz | dBuV | dB | dBuV/m | dBuV/m | dB | | |
| 1 | | 2310.000 | 41.89 | -2.87 | 39.02 | 74.00 | -34.98 | peak | |
| 2 | * | 2390.000 | 46.13 | -2.44 | 43.69 | 74.00 | -30.31 | peak | |

*:Maximum data x:Over limit !:over margin

(Reference Only)

Receiver: ESR_1

Spectrum Analyzer:

FSP40

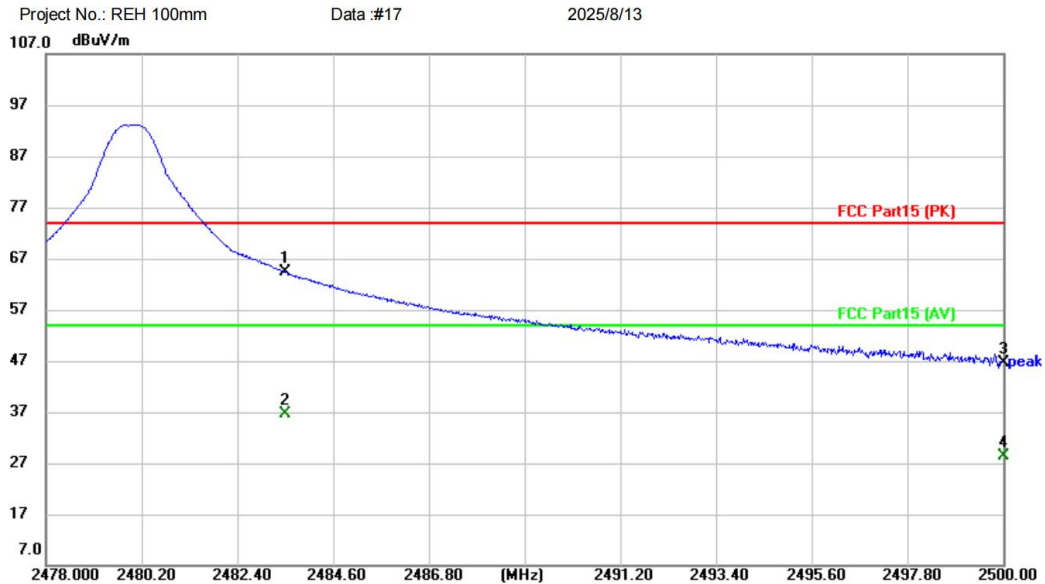
Test Result: Pass
BlueAsia of Technical Services (Shenzhen) Co.,Ltd.

Tel: +86-755-23059481

Email: marketing@cblueasia.com www.cblueasia.com

Version:v1.3

[Test mode: TX High channel]; [Polarity: Horizontal]

Radiated Emission Measurement


Site: Polarization: **Horizontal** Temperature: (C)
Limit: FCC Part15 (PK) Power: Humidity: %RH
EUT: Bluetooth Module
M/N: FSC-BT986
Mode: BT-2480
Note:

| No. | Mk. | Freq. MHz | Reading Level dBuV | Correct Factor dB | Measure- ment dBuV/m | Limit dBuV/m | Over dB | Detector | Comment |
|-----|-----|--------------|--------------------------|-------------------------|----------------------------|-----------------|------------|----------|---------|
| 1 | * | 2483.500 | 67.18 | -2.91 | 64.27 | 74.00 | -9.73 | peak | |
| 2 | | 2483.500 | 39.61 | -2.91 | 36.70 | 54.00 | -17.30 | AVG | |
| 3 | | 2500.000 | 49.58 | -3.00 | 46.58 | 74.00 | -27.42 | peak | |
| 4 | | 2500.000 | 31.42 | -3.00 | 28.42 | 54.00 | -25.58 | AVG | |

*:Maximum data x:Over limit !:over margin

(Reference Only)

Receiver: ESR_1

Spectrum Analyzer: FSP40

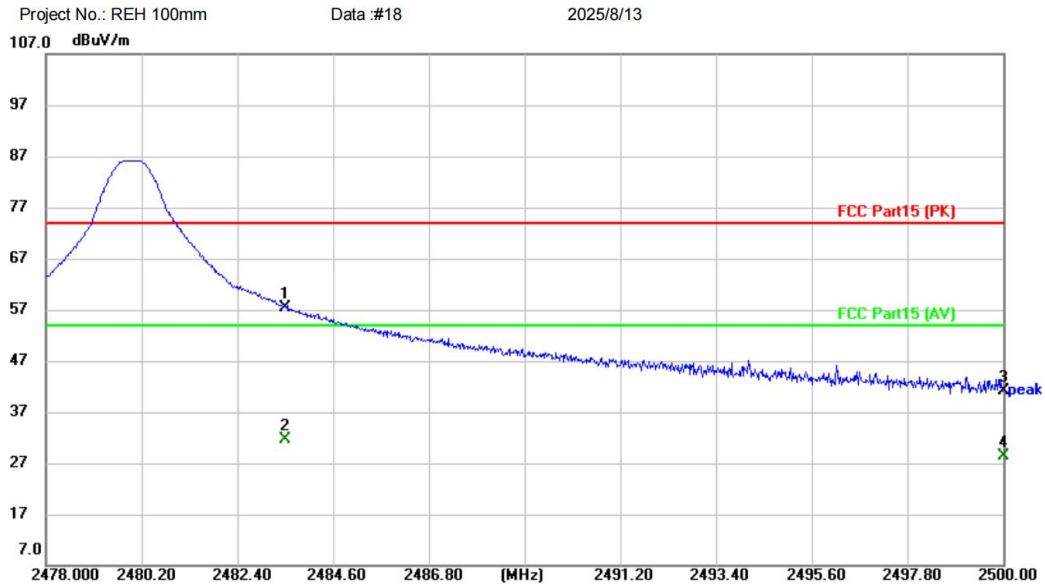
Test Result: Pass
BlueAsia of Technical Services (Shenzhen) Co.,Ltd.

Tel: +86-755-23059481

Email: marketing@cblueasia.com www.cblueasia.com

Version:v1.3

[Test mode:TX High channel]; [Polarity: Vertical]

Radiated Emission Measurement


Site: Polarization: **Vertical** Temperature: (C)

Limit: FCC Part15 (PK) Power: Humidity: %RH

EUT: Bluetooth Module

M/N: FSC-BT986

Mode: BT-2480

Note:

| No. | Mk. | Freq. | Reading Level | Correct Factor | Measurement | Limit | Over | Detector | Comment |
|-----|-----|----------|---------------|----------------|-------------|--------|--------|----------|---------|
| | | MHz | dBuV | dB | dBuV/m | dBuV/m | dB | | |
| 1 | * | 2483.500 | 60.34 | -2.91 | 57.43 | 74.00 | -16.57 | peak | |
| 2 | | 2483.500 | 34.55 | -2.91 | 31.64 | 54.00 | -22.36 | AVG | |
| 3 | | 2500.000 | 44.17 | -3.00 | 41.17 | 74.00 | -32.83 | peak | |
| 4 | | 2500.000 | 31.35 | -3.00 | 28.35 | 54.00 | -25.65 | AVG | |

*:Maximum data x:Over limit !:over margin

(Reference Only)

Receiver: ESR_1

Spectrum Analyzer: FSP40

Test Result: Pass
BlueAsia of Technical Services (Shenzhen) Co.,Ltd.

Tel: +86-755-23059481

Email: marketing@cblueasia.com www.cblueasia.com

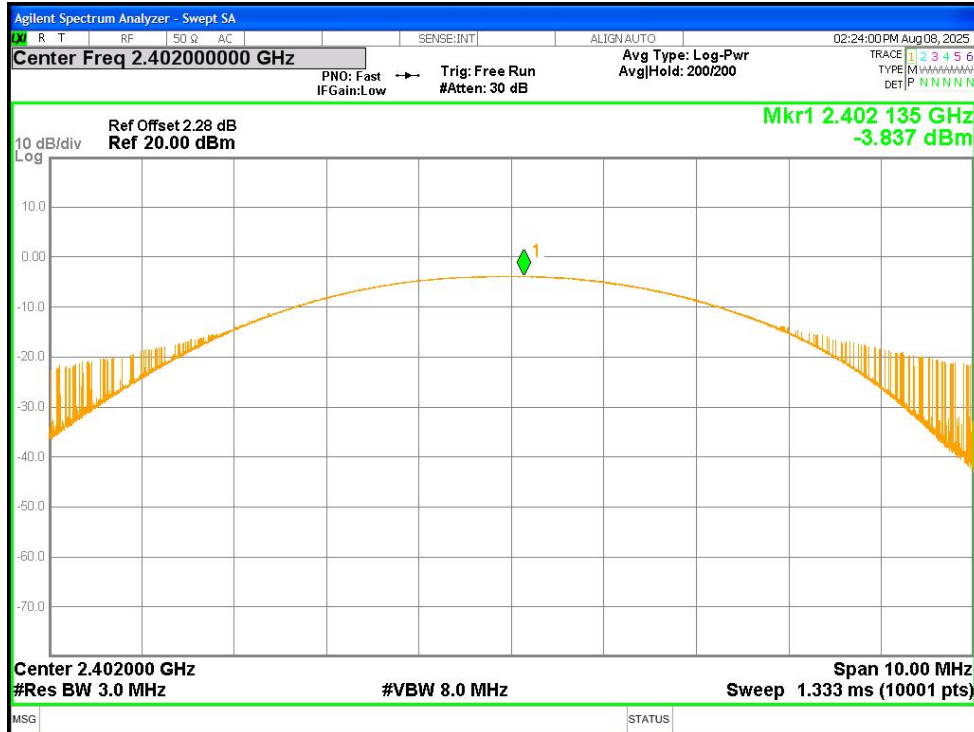
Version:v1.3

7 Appendix A

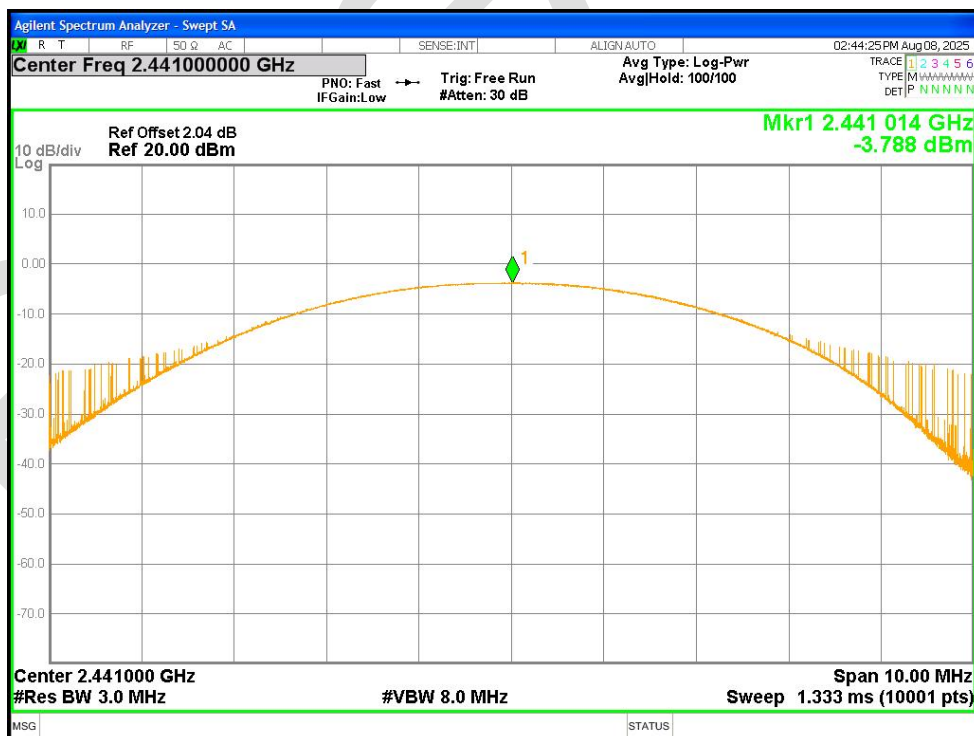
7.1 Maximum Conducted Output Power

| Condition | Mode | Frequency (MHz) | Antenna | Conducted Power (dBm) | Limit (dBm) | Verdict |
|-----------|-------|-----------------|---------|-----------------------|-------------|---------|
| NVNT | 1-DH1 | 2402 | Ant1 | -3.837 | 21 | Pass |
| NVNT | 1-DH1 | 2441 | Ant1 | -3.788 | 21 | Pass |
| NVNT | 1-DH1 | 2480 | Ant1 | -3.64 | 21 | Pass |
| NVNT | 2-DH1 | 2402 | Ant1 | -3.444 | 21 | Pass |
| NVNT | 2-DH1 | 2441 | Ant1 | -3.42 | 21 | Pass |
| NVNT | 2-DH1 | 2480 | Ant1 | -3.286 | 21 | Pass |
| NVNT | 3-DH1 | 2402 | Ant1 | -3.153 | 21 | Pass |
| NVNT | 3-DH1 | 2441 | Ant1 | -3.161 | 21 | Pass |
| NVNT | 3-DH1 | 2480 | Ant1 | -3.013 | 21 | Pass |

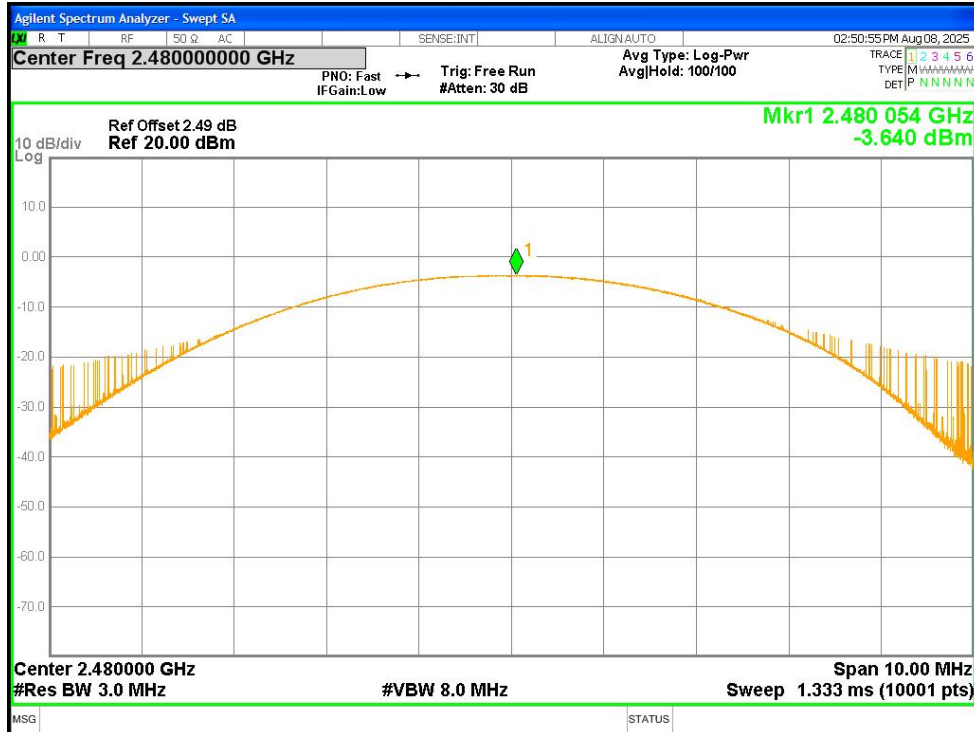
Power NVNT 1-DH1 2402MHz Ant1



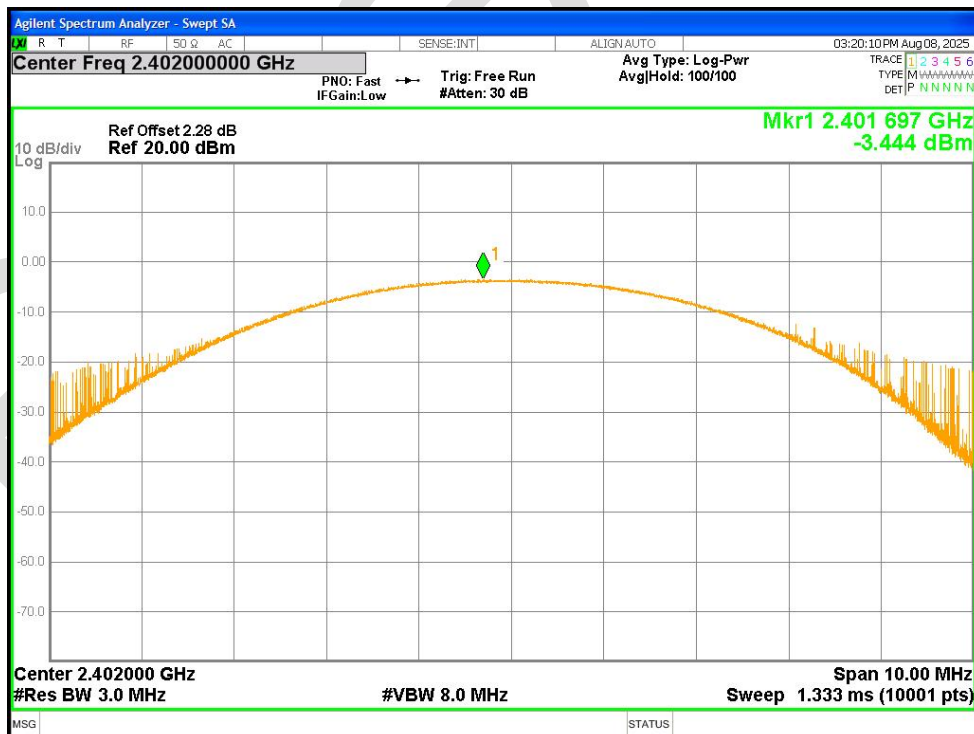
Power NVNT 1-DH1 2441MHz Ant1



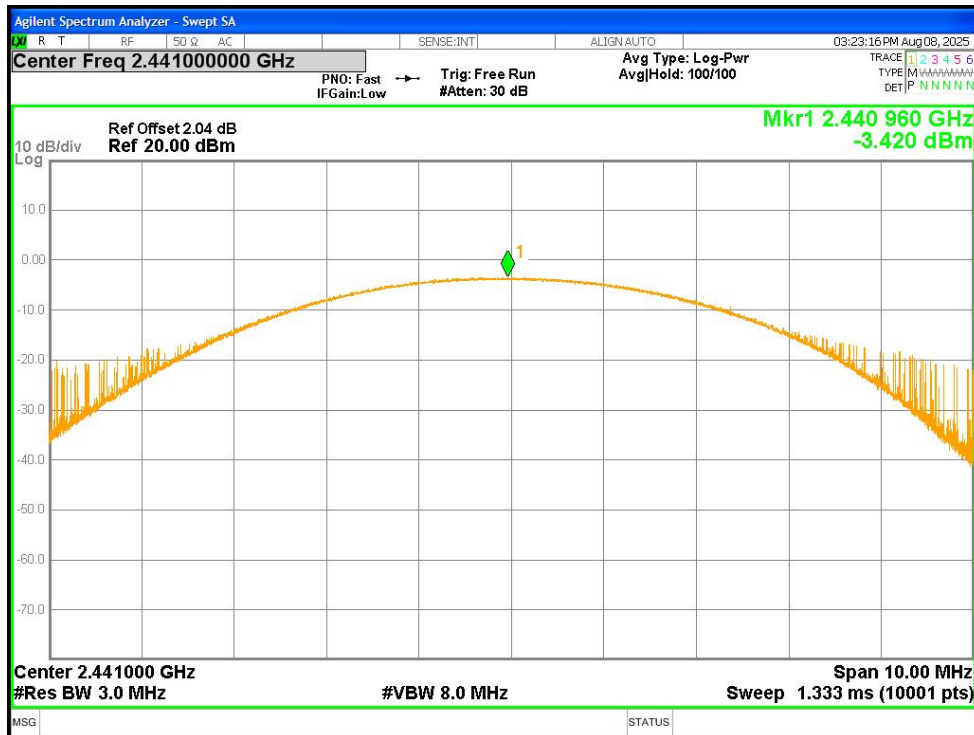
Power NVNT 1-DH1 2480MHz Ant1



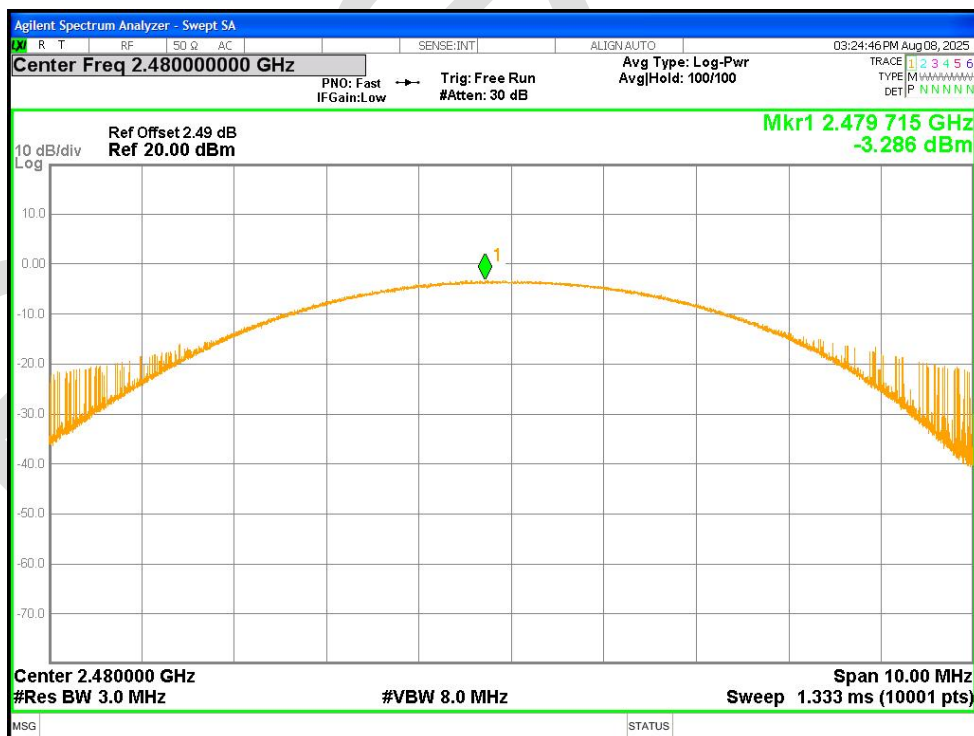
Power NVNT 2-DH1 2402MHz Ant1



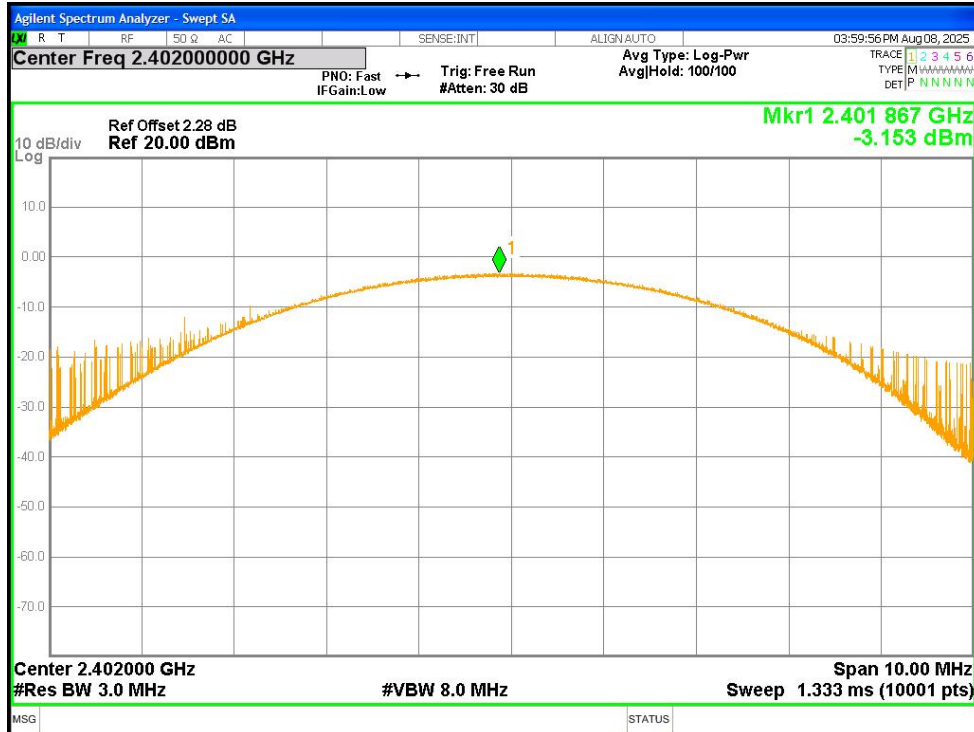
Power NVNT 2-DH1 2441MHz Ant1



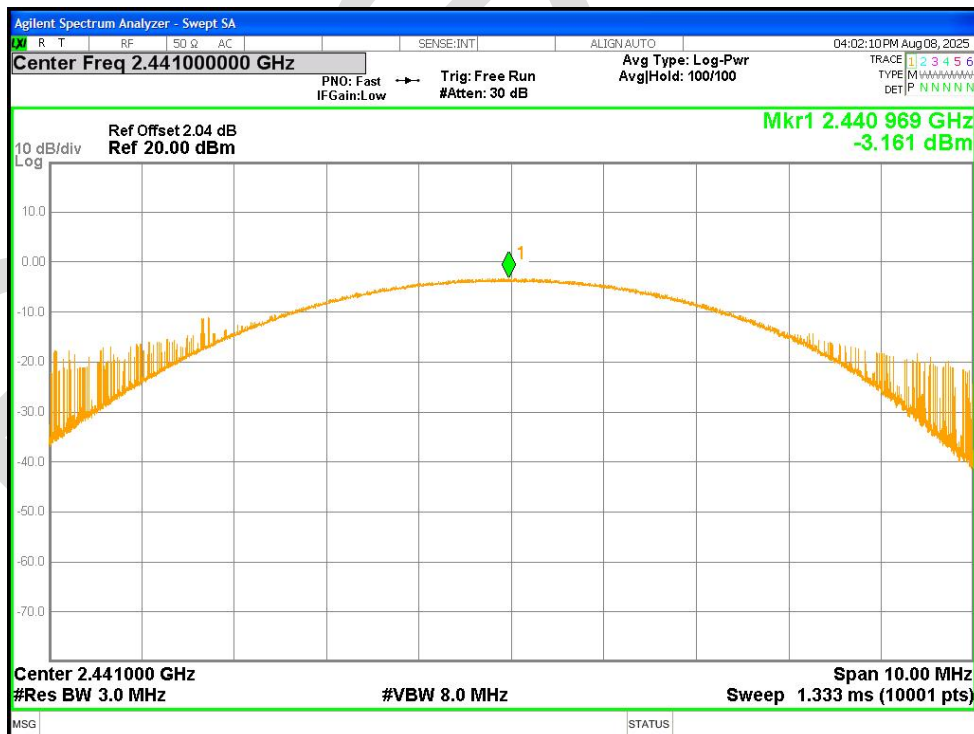
Power NVNT 2-DH1 2480MHz Ant1



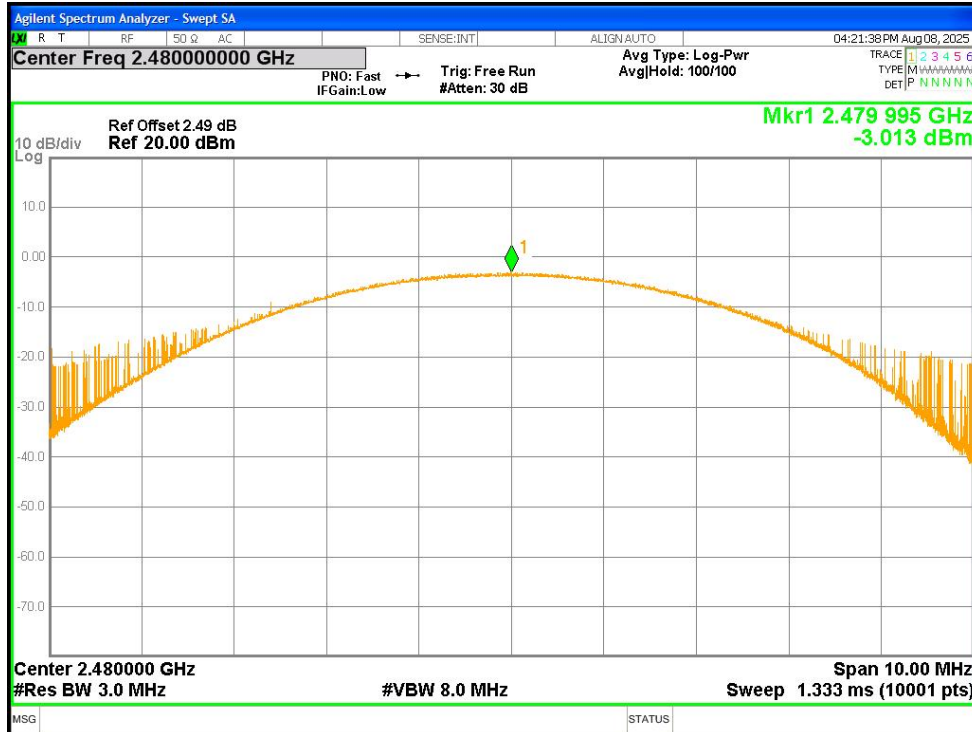
Power NVNT 3-DH1 2402MHz Ant1



Power NVNT 3-DH1 2441MHz Ant1



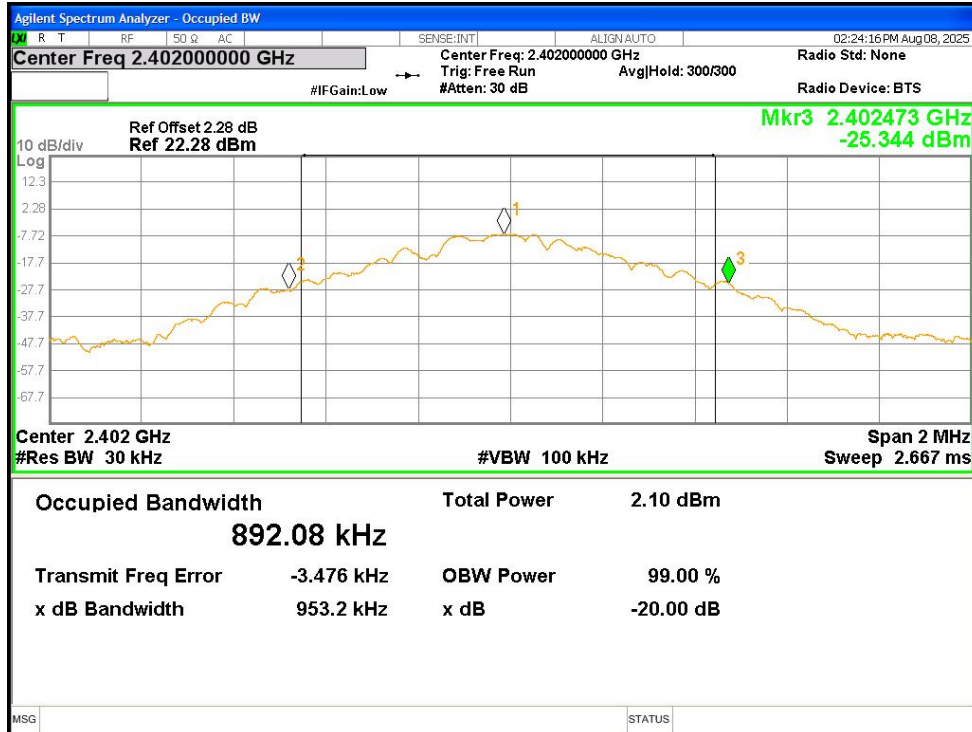
Power NVNT 3-DH1 2480MHz Ant1



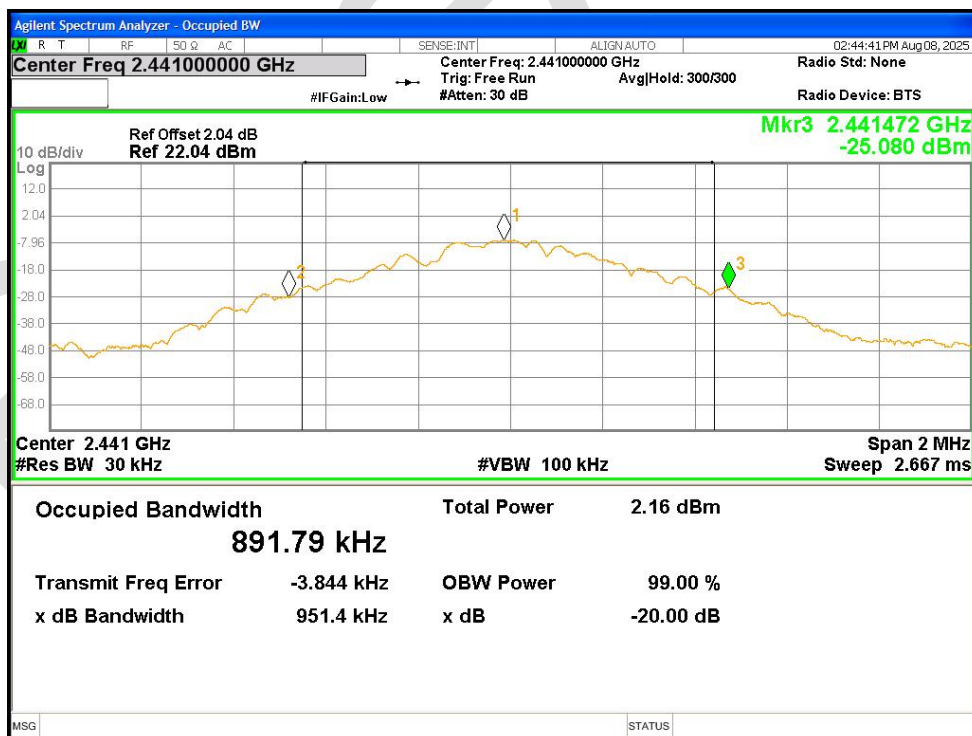
7.2-20dB Bandwidth

| Condition | Mode | Frequency (MHz) | Antenna | -20 dB Bandwidth (MHz) | Limit -20 dB Bandwidth (MHz) | Verdict |
|-----------|-------|-----------------|---------|------------------------|------------------------------|---------|
| NVNT | 1-DH1 | 2402 | Ant1 | 0.953 | N/A | Pass |
| NVNT | 1-DH1 | 2441 | Ant1 | 0.951 | N/A | Pass |
| NVNT | 1-DH1 | 2480 | Ant1 | 1.021 | N/A | Pass |
| NVNT | 2-DH1 | 2402 | Ant1 | 1.29 | N/A | Pass |
| NVNT | 2-DH1 | 2441 | Ant1 | 1.289 | N/A | Pass |
| NVNT | 2-DH1 | 2480 | Ant1 | 1.297 | N/A | Pass |
| NVNT | 3-DH1 | 2402 | Ant1 | 1.298 | N/A | Pass |
| NVNT | 3-DH1 | 2441 | Ant1 | 1.299 | N/A | Pass |
| NVNT | 3-DH1 | 2480 | Ant1 | 1.3 | N/A | Pass |

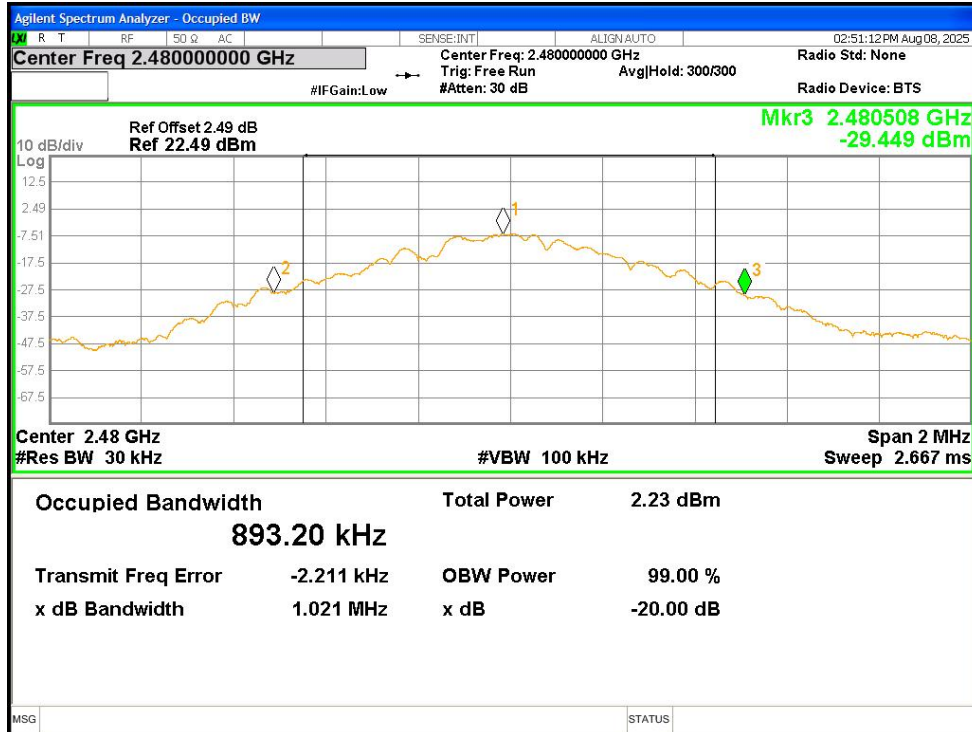
-20dB Bandwidth NVNT 1-DH1 2402MHz Ant1



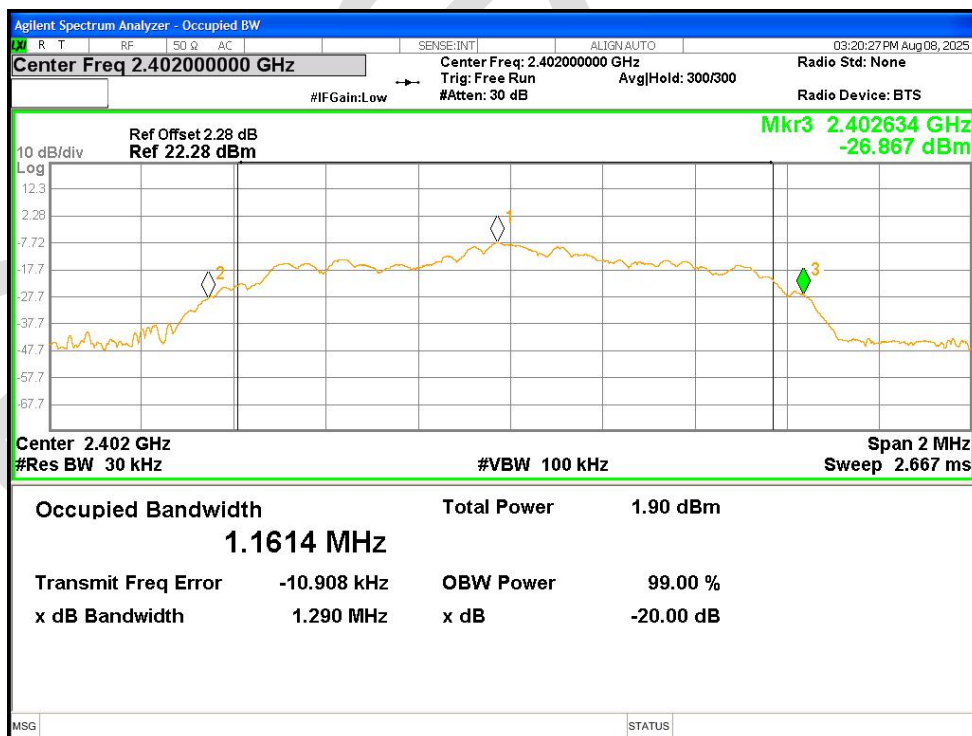
-20dB Bandwidth NVNT 1-DH1 2441MHz Ant1



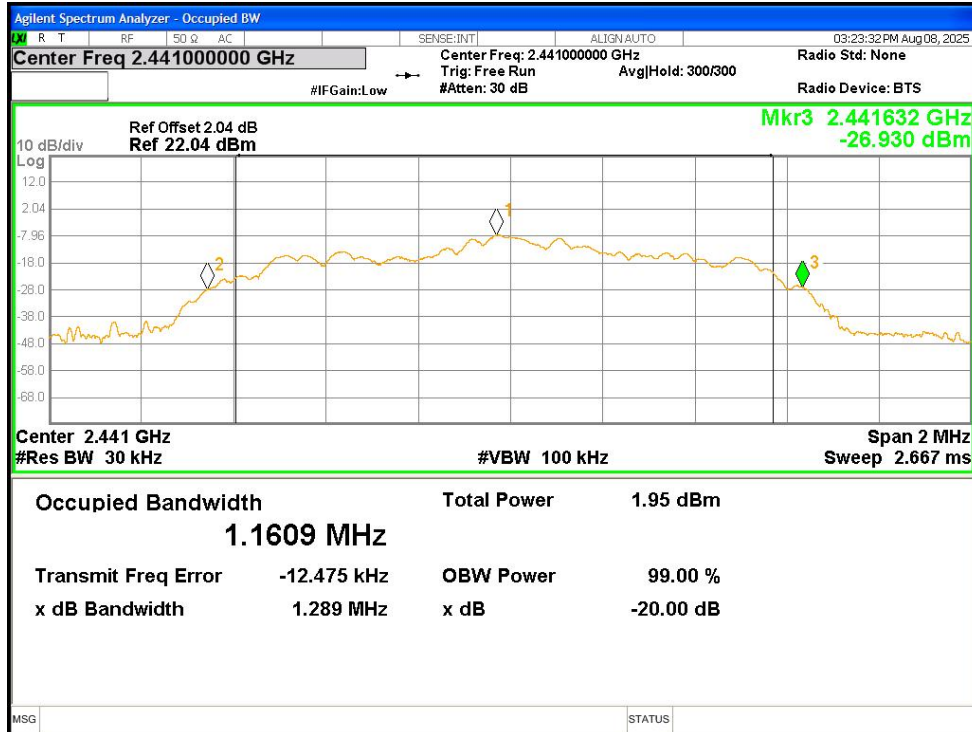
-20dB Bandwidth NVNT 1-DH1 2480MHz Ant1



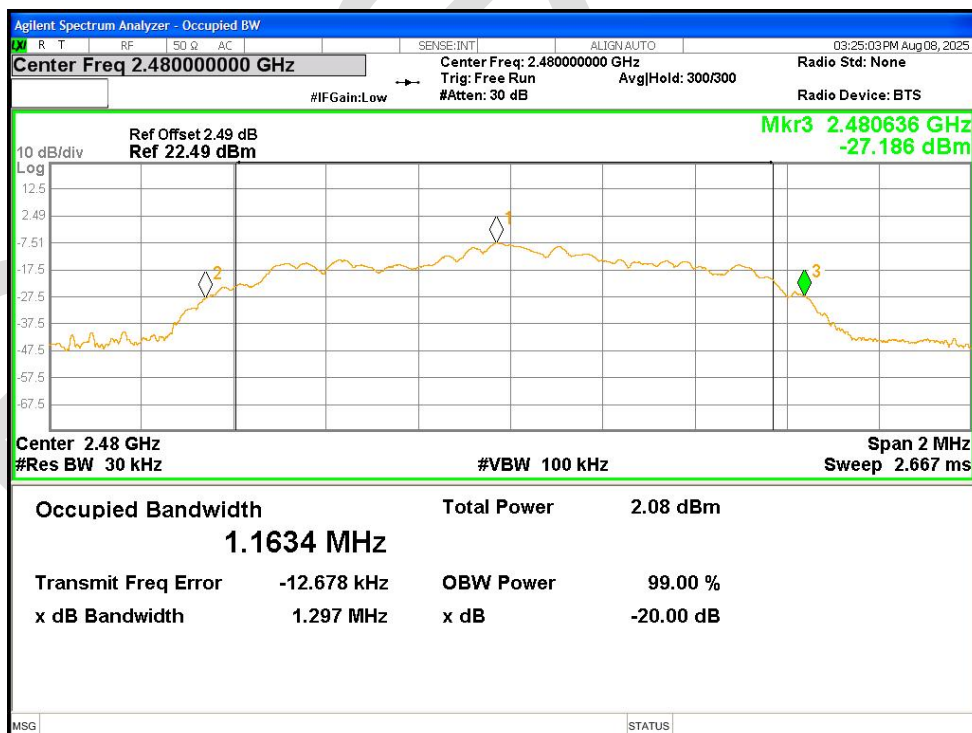
-20dB Bandwidth NVNT 2-DH1 2402MHz Ant1



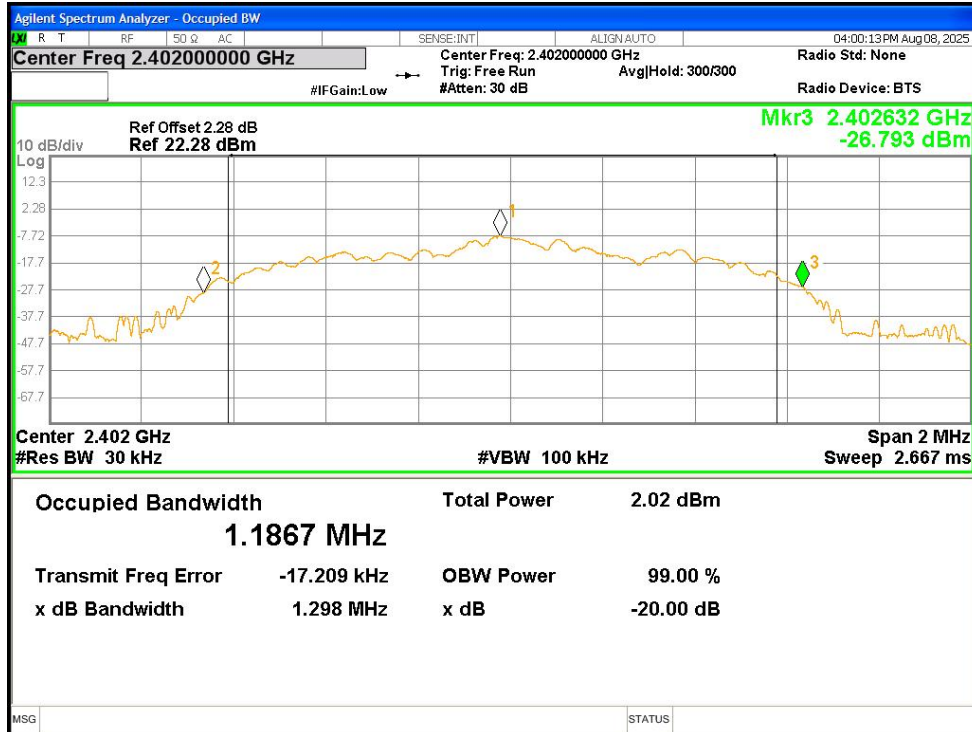
-20dB Bandwidth NVNT 2-DH1 2441MHz Ant1



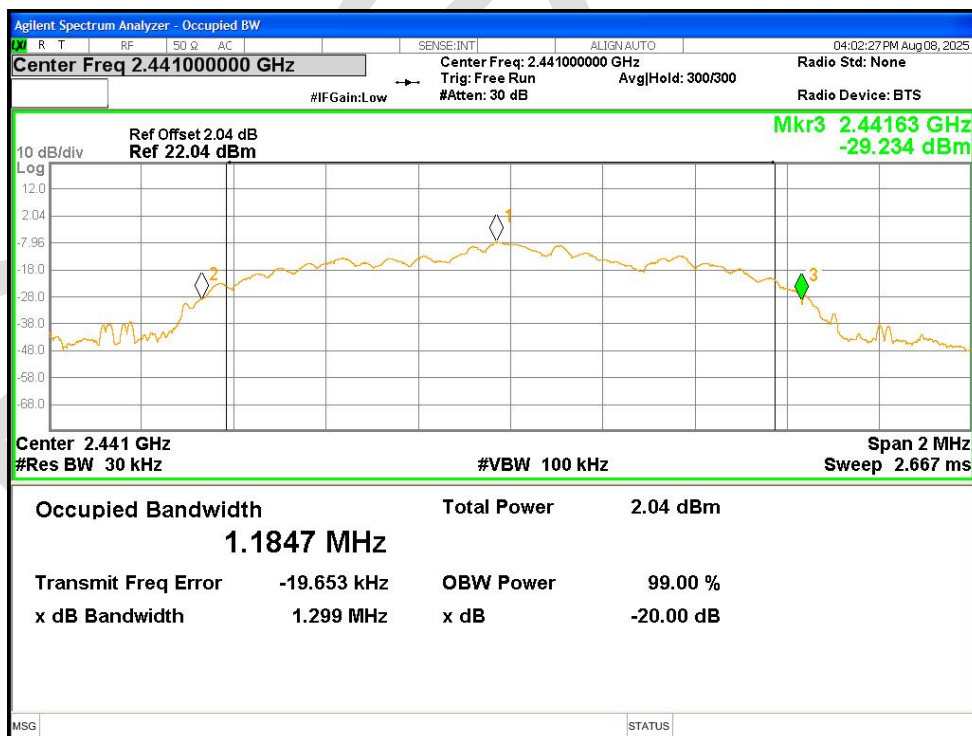
-20dB Bandwidth NVNT 2-DH1 2480MHz Ant1



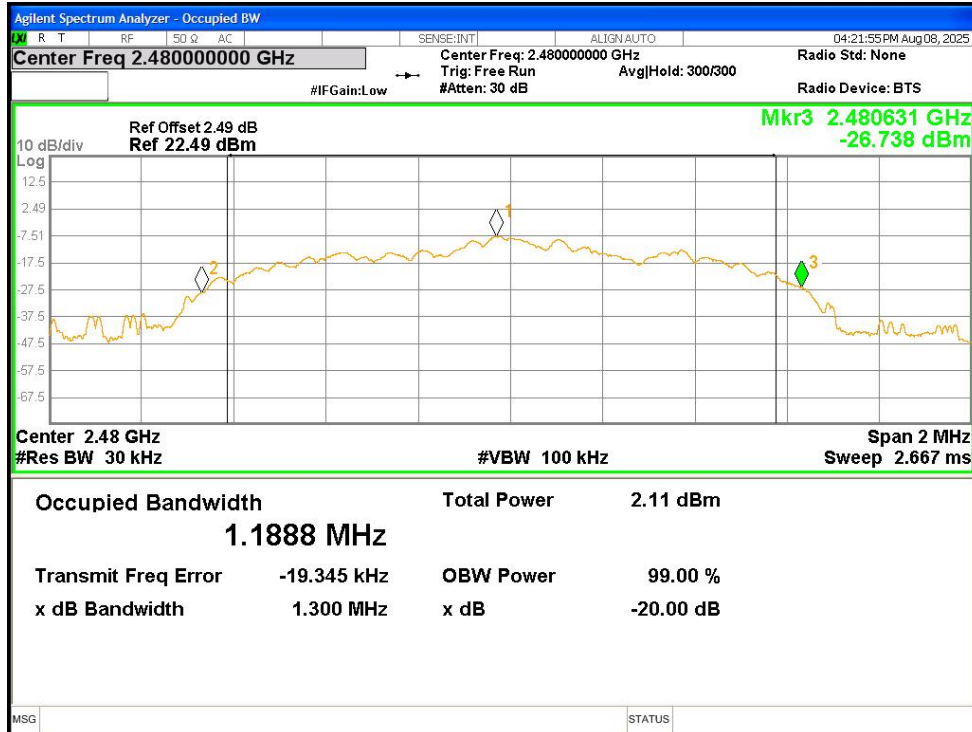
-20dB Bandwidth NVNT 3-DH1 2402MHz Ant1



-20dB Bandwidth NVNT 3-DH1 2441MHz Ant1



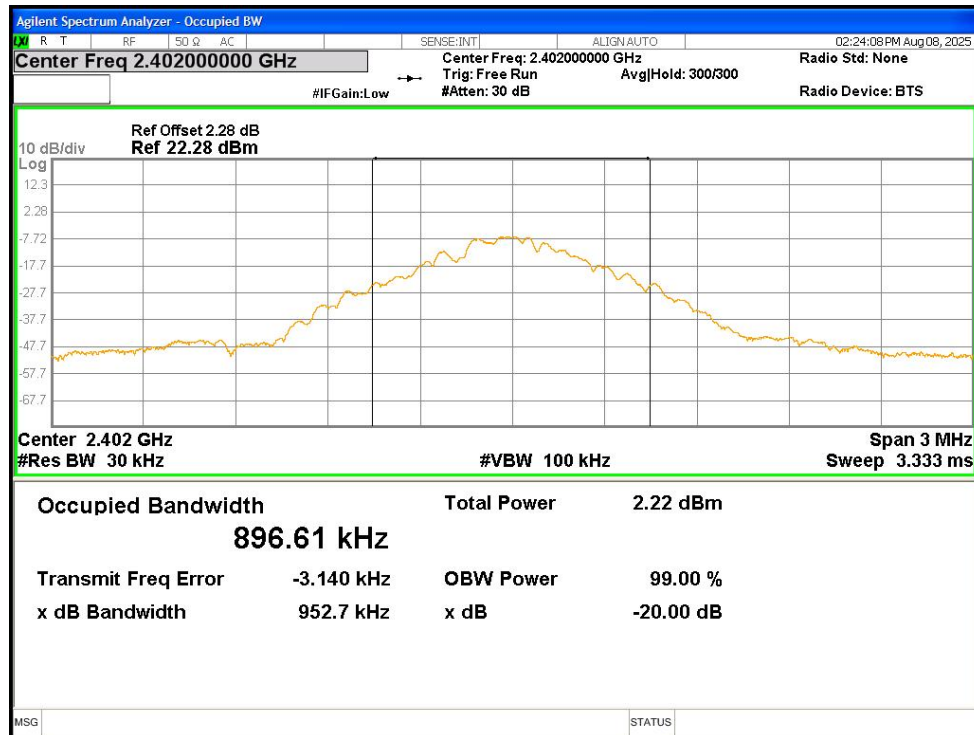
-20dB Bandwidth NVNT 3-DH1 2480MHz Ant1



7.3 Occupied Channel Bandwidth

| Condition | Mode | Frequency (MHz) | Antenna | 99% OBW (MHz) |
|-----------|-------|-----------------|---------|---------------|
| NVNT | 1-DH1 | 2402 | Ant1 | 0.89661 |
| NVNT | 1-DH1 | 2441 | Ant1 | 0.89200 |
| NVNT | 1-DH1 | 2480 | Ant1 | 0.89353 |
| NVNT | 2-DH1 | 2402 | Ant1 | 1.1631 |
| NVNT | 2-DH1 | 2441 | Ant1 | 1.1658 |
| NVNT | 2-DH1 | 2480 | Ant1 | 1.1652 |
| NVNT | 3-DH1 | 2402 | Ant1 | 1.1886 |
| NVNT | 3-DH1 | 2441 | Ant1 | 1.1923 |
| NVNT | 3-DH1 | 2480 | Ant1 | 1.1924 |

OBW NVNT 1-DH1 2402MHz Ant1



OBW NVNT 1-DH1 2441MHz Ant1

