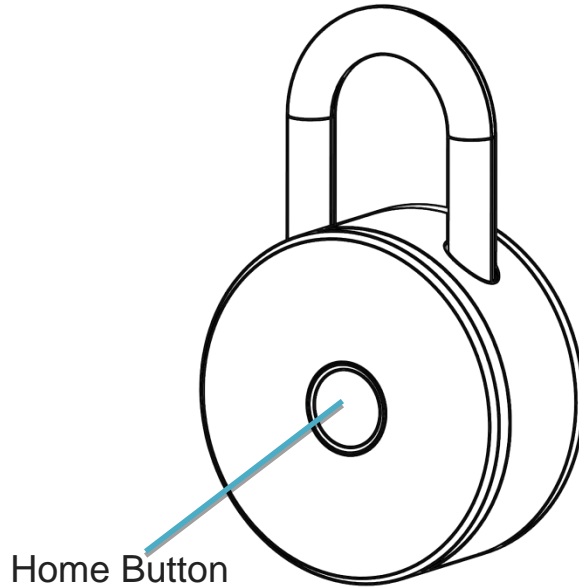


ResLock

Installation Instructions

More Actions See APP help or visit the official website

○ Interface schematic



○ BATTERY



CR2032



MicroUSB

ResLock used a single CR2032 button battery, under the unlock state:

Turn right back cover to open, Turn left back cover to close.

APP reminds to replace the battery when will running out; If you are completely unable to unlock the situation, please use the MicroUSB interface to unlock, then you should replace the battery.

○ Installation APP




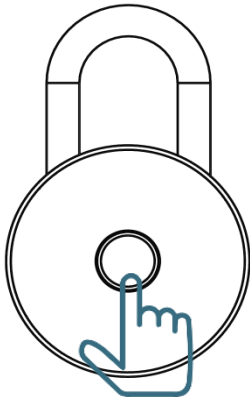
Apple Store: **Reslock**



Google Play: **Reslock**

More download help please find the link: www.sznathan.com

○ Connection



1. click the **Home** button

2. Manage page click the Add+

Back

Add Lock

Refresh

Add_Lock

Enter the user name:

Enter the password:

Cancel

OK

IAdminHi

QWERTYUIOP

ASDFGHJKL

ZXCVBNM

123

space

return



Back

Add Lock

Refresh

ResLock

Connected

My Lock

Manage

About Us

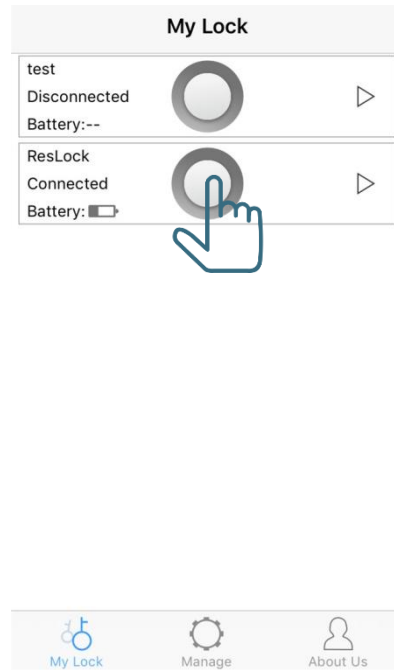

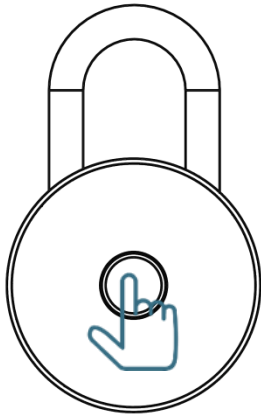
3. Enter the user name&password

4. Add Success Page

Note: Initial setup user name: **admin** password:**000000**; Please change after successful;

Remember the new user name and password,such as forgotten need to return to factory reset.


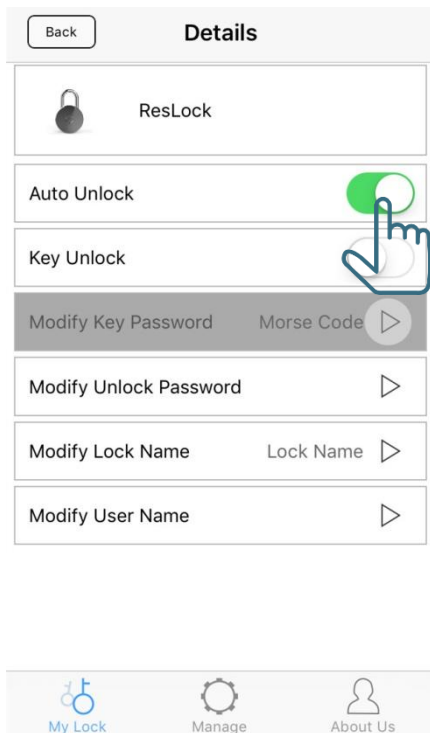
○ Manually unlock (My Lock Page)




1. click the **Home** button

2. Click the unlock button in APP

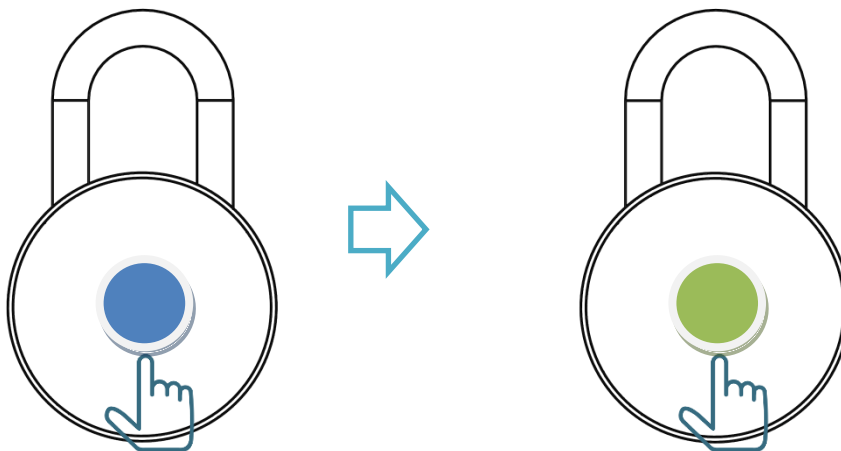
Auto Unlock



In the connected state, click the  going to details page

1. select AUTO unlock

2. Click the **HOME** button to unlock




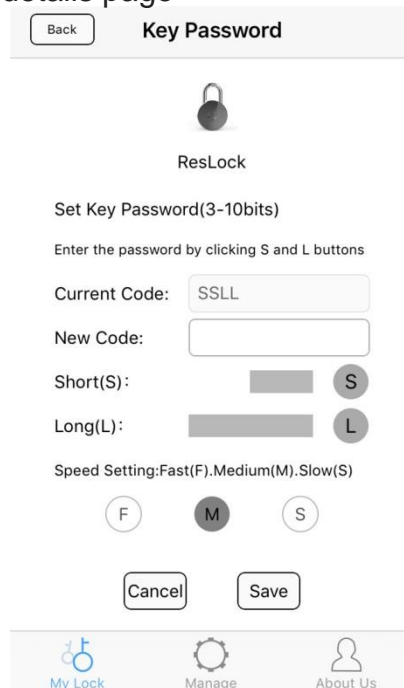
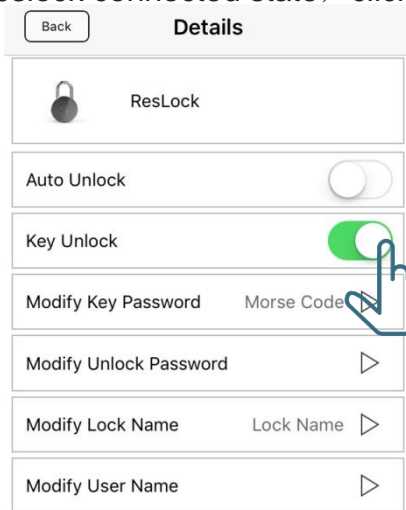
Click once the HOME Button

LED flash Blue light, it is searching

LED flash Green Light, it has Unlock

○ Key unlock

Reslock connected state, click the  going to details page



1. select Key unlock

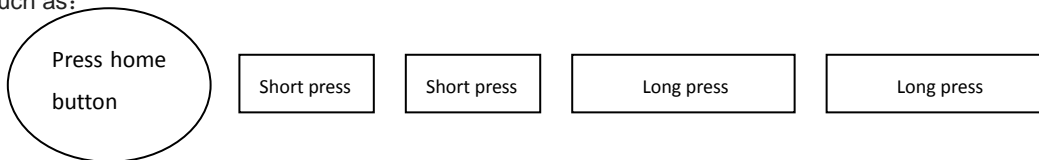
2.Login the Modify Key Password page

Note: allow used key password state, please enter in order:

Press the Home button to start, and then enter your long and short press the password to unlock.

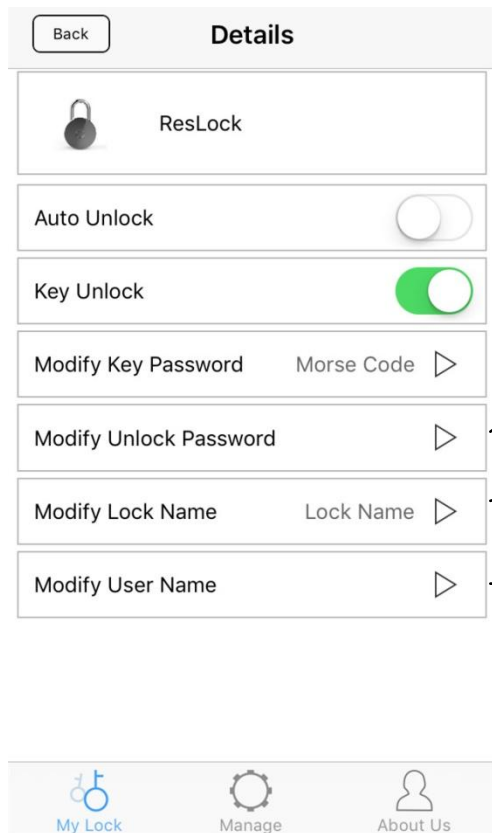
(Initial setup: short, short, long,long)

such as:



○ Details

Reslock connected state, can login detail to modify lock name and password:



Click to modify unlock password

Click to modify lock name

Click to modify user name

FCC Warning

This device complies with Part 15 of the FCC Rules. Operation is subject to the following two conditions:

(1) This device may not cause harmful interference, and (2) this device must accept any interference received, including interference that may cause undesired operation.

NOTE 1: Any changes or modifications to this unit not expressly approved by the party responsible for compliance could void the user's authority to operate the equipment.

Thank you for using our ResLock

By Nath Designs

www.sznathan.com