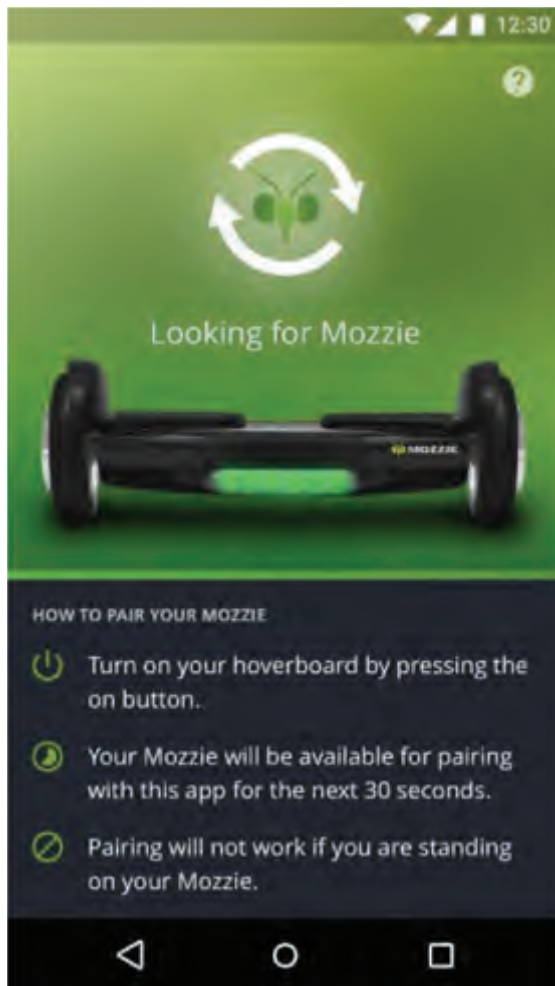


9 The Mozzie App

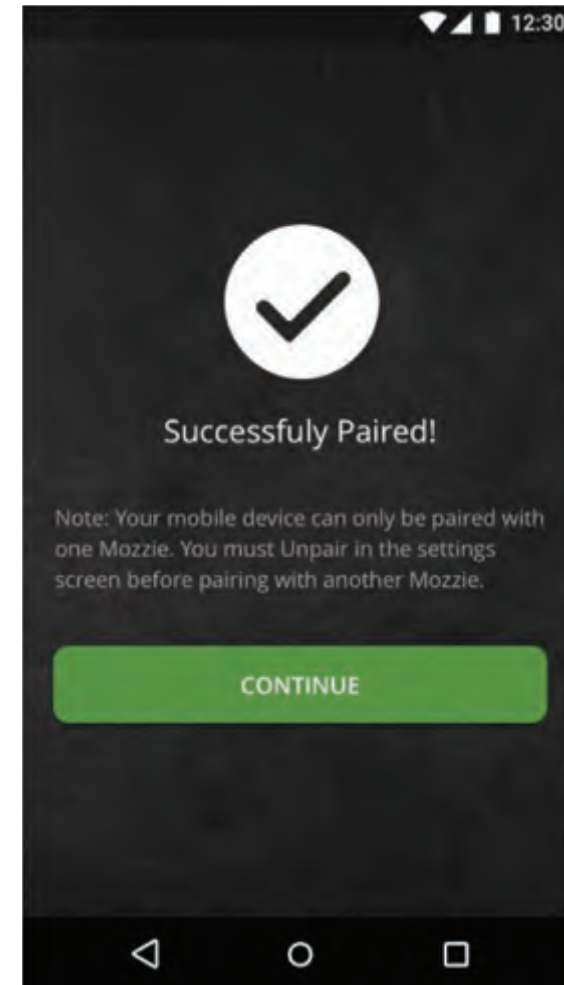
The Mozzie App has been designed to further enhance your Mozzie Hoverboard riding experience, allowing you to both track and customize every ride you take.

You can download the Mozzie App by scanning the QR code on the packaging box, following a link from mozzie.com/support or going directly to Google Play or the App store in iTunes.

When you have completed the download, turn your Mozzie on by pushing the center button and then open the App. You will see the following screen:



The App will automatically find your Mozzie and then sync to it. You will then see this message:

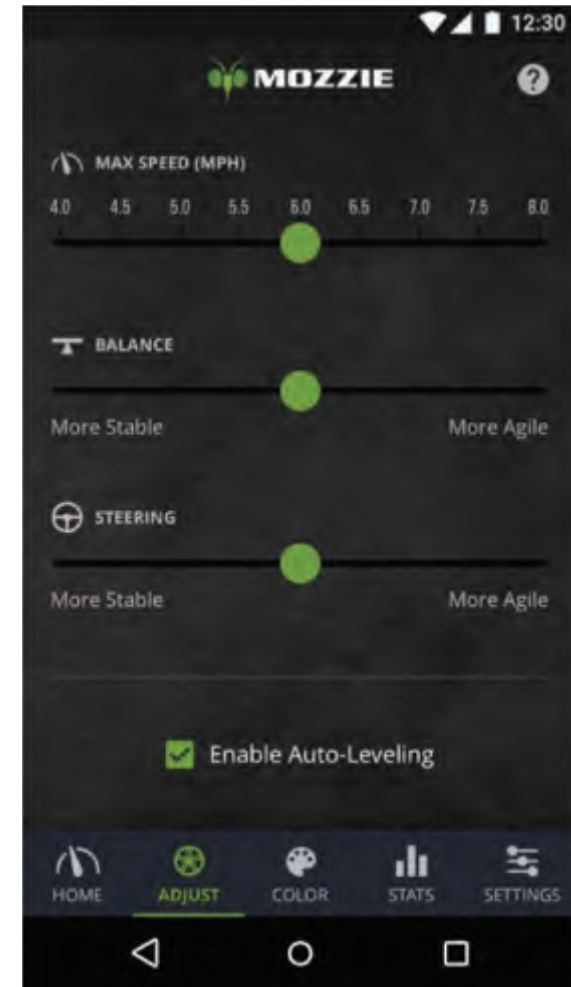


Once you have successfully paired the Mozzie with your phone, you will be taken to the Home screen:



This screen allows you to track your current speed, the battery level and the temperature for the battery and motor. Utilize extreme caution and be aware of your surroundings while using the app. Always look in the direction you are moving as well as either side of you.

The Control Screen allows you to fully customize your Mozzie riding experience.



The first thing that you can control from this screen is the maximum speed that you would like your Mozzie to travel at. When first learning, it is recommended that you start at the lowest maximum speed and gradually work your way up as you become more comfortable with your Mozzie.

The other two control sliders allow you to adjust the sensitivity/stability of the Mozzie Hoverboard. The “Balance” slider controls how sensitive the board is to changing direction and leaning forward and backward while the “Steering” slider controls the sensitivity of the board turning left and right or rotating in a circle while stationary.

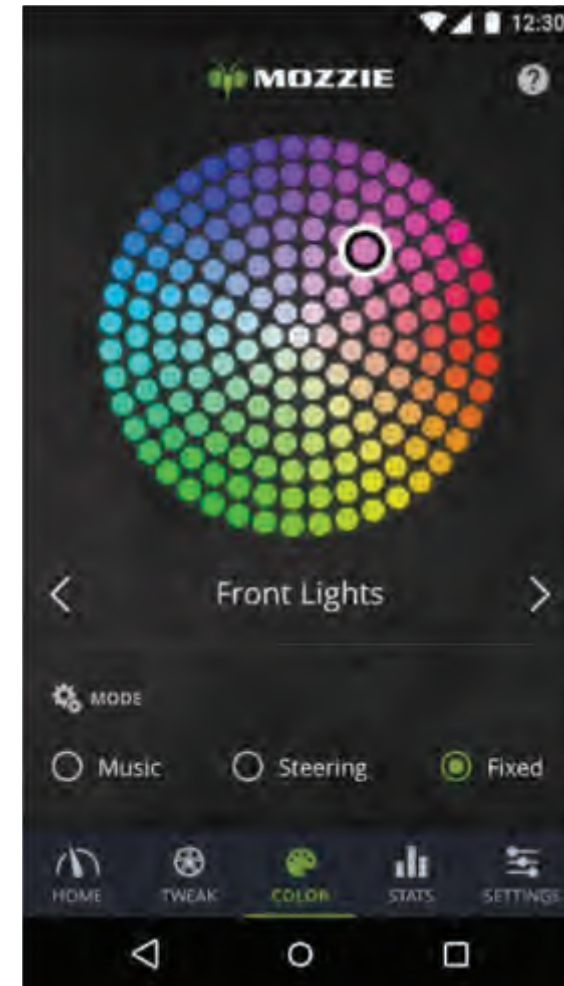
Changing sensitivity settings while riding will take effect immediately. **Do not make large changes to the sensitivity of the Mozzie while riding as the handling changes may be more than you expect.** Always take caution when altering sensitivity settings.

As you first learn to ride the Mozzie Hoverboard, we recommend that you set both control settings to middle sensitivity. Higher up on the slider creates a more agile handling suited for quick changes in direction in speed. Lower on the slider will create a more stable ride, useful for long distance travel. As you get more comfortable on the Mozzie, you can gradually change the sensitivity sliders further from the middle to suit your riding style and usage. Keep in mind the following points when setting your sensitivity:

- Larger/heavier riders may find that the optimal sensitivity is at the middle or low end of the range. At higher levels, the Mozzie may feel too jittery for heavier riders or users with less ability to balance themselves.
- Smaller/lighter riders may find that the optimal sensitivity is at the middle or high end of the range. At lower levels, the Mozzie may feel too sluggish for lighter riders or riders wishing to maximize responsiveness.
- The optimal sensitivity will also depend on how you wish to use your Mozzie. If you wish to use it for short, sharp movements such as “dancing” then a higher sensitivity is recommended. If, however, you wish to cruise longer distances, with limited turning and maximum stability, then it is recommended that you adopt lower sensitivity settings.

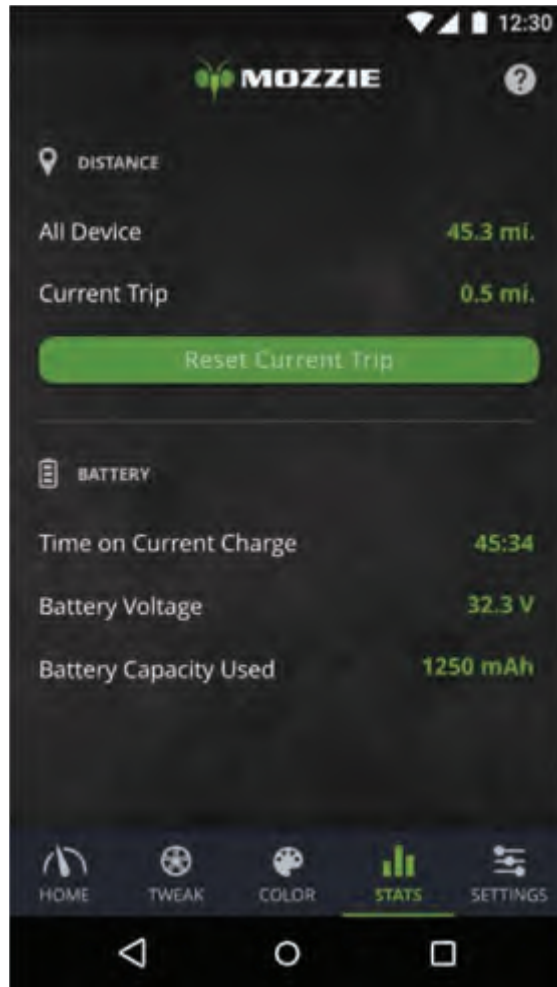
The board will auto level on power up once it is ready to be stepped on. This allows the user to step onto the board more easily by showing how level the device should be before riding. If the user attempts to get on the device while it is tilted at an angle, the device will not go into riding mode.

The Color Screen allows you to customize the lights on your Mozzie according to your personal preference.



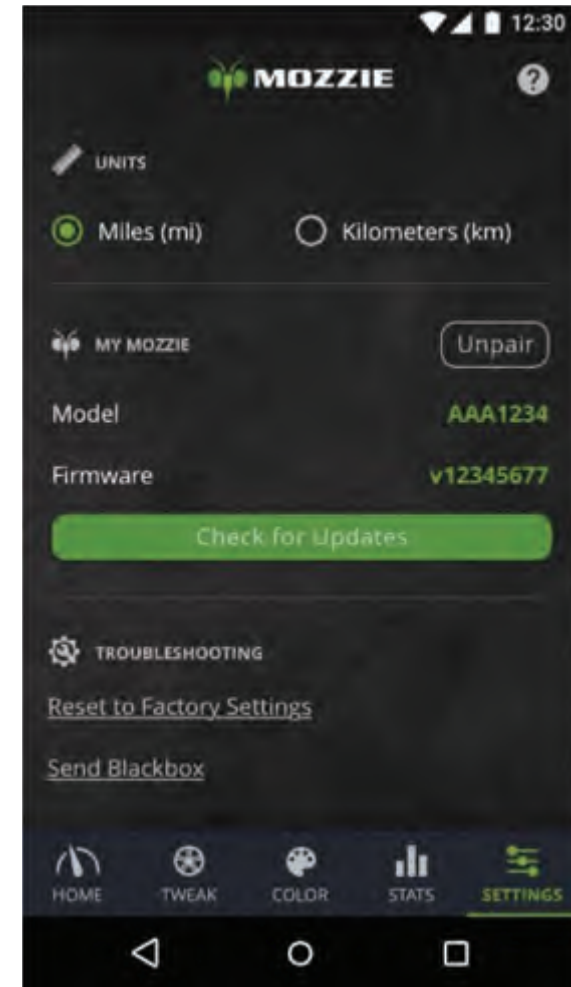
Simply place your finger on the lighting panel and gradually rotate it through the color options until you reach one that you like. You can set separate colors for both front and rear lights. Once the lights are set, they will remain that color while riding. Another light feature is for the lights to move to the beat of the songs that you play through your Mozzie Bluetooth™ audio. Note: if no audio is playing the lights will act normally.

The Stats Screen allows you to track key metrics from your Mozzie.

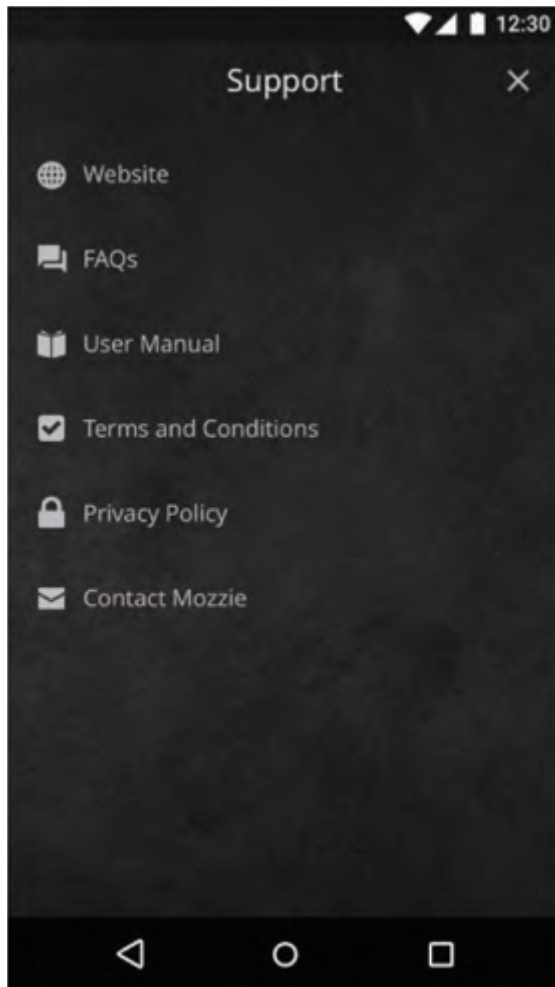


On this page, you can track the distance you have traveled on a given trip and overall, along with various metrics relating to the performance of your battery.

The Setting page should be checked from time to time to ensure that, amongst other things, you are using the latest version of the Mozzie software.



Finally, the Support page provides you with access to other sources of information to further enhance your Mozzie riding experience such as FAQ's and the user manual in case you lose or misplace this one.



10 Warranty & Maintenance

We want you to get the most out of your Mozzie Hoverboard. If you have any issues or have any concerns about the performance of your board, please visit www.mozzie.com/support for Frequently Asked Questions. Alternatively, please either send us an email at support@mozzie.com.

Please turn over your Mozzie and scan the QR code or go to our website to register for warranty and maintenance.

Cleaning and Storing

Use a soft, damp cloth to wipe the board clean.

Do not wash your Mozzie with alcohol, gasoline, acetone, or other corrosive/volatile solvents. These substances may damage the appearance and internal structure. Do not wash your Mozzie with a power washer or high pressure hose.

Store your Mozzie in a cool, dry place. Do not store it outdoors for extended periods of time. Exposure to sunlight and temperature extremes (both hot and cold) will accelerate the aging process of the plastic components and may reduce battery life.

Battery Pack Maintenance

A well maintained battery can perform soundly even after many miles of riding. Charge the battery after each ride and avoid draining the battery completely. When the battery is fully charged, stop charging and unplug. Keep your charging environment clean and dry. For best battery performance, do not charge in extremely hot or cold environments. Disassembly and battery maintenance should only be performed by an authorized service professional.

WARNING ⚠

Do not attempt to disassemble the battery. Doing so risks electric shock and/or damage to the vehicle.

WARNING ⚠

We strongly recommend against riding when the ambient temperature is below 23°F (-5°C) because low temperature will limit the maximum power/torque. Doing so could cause personal injury or property damage due to slips or falls.

WARNING ⚠

Risk of Fire – No User Serviceable Parts, including LED lights.

Cutting Edge Products Limited Warranty

Cutting Edge Products LLC warrants this product to be free of manufacturing defects, under normal use and maintenance, for a period of 90 days from the date of purchase. This Limited Warranty does not cover normal wear and tear or any damage, failure or loss caused by accident, misuse, abuse, neglect, or improper maintenance, transportation, storage, handling or use. Without limitation to the foregoing, Cutting Edge Products LLC shall have no obligation under this Limited Warranty if the product is ever:

- Used for anything other than its intended purpose
- Altered or modified in any way.
- Disassembled or repaired other than by a Mozzie authorized service center.
- Rented, leased or otherwise used for commercial gain.

Cutting Edge Products' liability under this 90 day warranty is limited solely to the repair or replacement of products determined to be defective by Cutting Edge Products. This warranty does not include any expense of or related to transportation of the Mozzie to or from an authorized service center or compensation for inconvenience or loss of use of the product while it is being repaired or replaced. CUTTING EDGE PRODUCTS SHALL NOT BE LIABLE FOR ANY OTHER EXPENSE, LOSS OR DAMAGE, WHETHER DIRECT, INCIDENTAL, CONSEQUENTIAL OR EXEMPLARY, ARISING IN CONNECTION WITH THE USE OF OR INABILITY TO USE THE MOZZIE FOR ANY PURPOSE. Some states do not allow the exclusion or limitation of any incidental or consequential damages, so the above limitation or exclusion may not apply to you.

NO EXPRESS WARRANTY IS GIVEN BY THE MANUFACTURER WITH RESPECT TO THE MOZZIE EXCEPT AS SPECIFICALLY SET FORTH HEREIN. ANY WARRANTY IMPLIED BY LAW, INCLUDING ANY WARRANTY OR MERCHANTABILITY OR FITNESS FOR A PARTICULAR PURPOSE, IS EXPRESSLY LIMITED TO THE 90 DAY WARRANTY TERM SET FORTH HEREIN. THE FOREGOING STATEMENTS OF WARRANTY ARE EXCLUSIVE AND IN LIEU OF ALL OTHER REMEDIES. Some states do not allow limitations on how long an implied warranty lasts, so the above limitation may not apply to you.

Mozzie does not offer an extended warranty. If you have purchased an extended warranty, it must be honored by the store at which it was purchased.

For your records, register your product, save your original sales receipt with this Instruction Manual and write the serial number below.

Serial number _____
(located on the white label on the underside of your hoverboard)

11 Disposal

The Mozzie hoverboard must be disposed of through an e-waste recycling center, program or facility. Local regulations and laws pertaining to the recycling of batteries and electronic products vary according to country, state, and local governments. Check local laws and regulations where you intend to dispose of your Mozzie hoverboard.

Disposal by incineration, landfill, or with household trash is not appropriate. Improper disposal of the battery contained in the Mozzie may result in the battery heating up, rupturing or igniting, which may cause injury. The contents of the battery contain chemicals that are harmful to the environment.

For additional information on disposal of your Mozzie hoverboard, please contact your local waste-management office, your household waste disposal service, or the retail outlet where you purchased your Mozzie.

12 Specifications

- Dimensions: 24x10x8inch(62x26x20cm)
- Weight: 27lb (12 kg)
- Max Speed: 8mph (12km/h)
- Wheel Size: 8 inches (200mm)
- Motor Power: 2 x 350W peak
- Battery Type: Lithium Iron Phosphate (LiFePo) SafeEdge Battery Technology
- Battery Capacity: 106 Wh
- Battery Recharge Time: 1.5 to 2 hours
- Max Load: 220lb (100kg)
- Max Incline: 25°
- Max Range: Approximately 8 – 10 miles (approximately 13 – 16km)
- Recommended Operating Temperature: 15° to 93° F (-10° to 34°C)

Battery/Charger:

- Charging Voltage: 36.5V
- Input Voltage: 100v-240V; 50Hz-60Hz
- Charge Temperature: Only charge at 40F to 104F (5C to 40C)
- No fan, natural convection. Do not cover the charger.

13 Trademark and Legal Statement

Mozzie and the Mozzie logo are trademarks of Cutting Edge Products LLC protected under the laws of the United States and certain foreign countries.

Cutting Edge Products LLC is the owner or licensee of various patents relating to Mozzie personal transportation, with other patents pending. This Instruction Manual was prepared by Cutting Edge Products LLC which reserves all copyrights in and to the content hereof. No organization or individual may copy or disseminate this manual in whole or in part, or make use of the aforesaid trademarks, patents or copyrights without the written consent of Cutting Edge Products LLC.

The Mozzie is covered by U.S. and foreign patents. For patent information go to www.Mozzie.com.

We have attempted to include descriptions and instructions for all of the functions of the Mozzie at the time of printing. However, your Mozzie may differ slightly from the one shown in this Instruction Manual.

Please note that there are multiple Mozzie models by Cutting Edge Products LLC with different functions, and some of the functions mentioned herein may not be applicable to your unit. Cutting Edge Products LLC reserves the right to change the design and functionality of the Mozzie product and documentation without prior notice.

All rights reserved. Copyright © 2017 Cutting Edge Products LLC.

14 Certifications

Safety

- UL 2272
- Cells and battery pack have passed UN/DOT38.3 test and certification
- UL 60950-1, Ed. 2 (2007) + AM1 + AM2
- UL 1642
- Safety critical electronics have passed UL991
- Protective enclosure has passed UL94-V0, UL743, UL743C

EMC

- FCC part 15 subpart c
- FCC part 15.247

This device complies with part 15 of the FCC Rules. Operation is subject to the following two conditions:

- (1) This device may not cause harmful interference, and
- (2) This device must accept any interference received, including interference that may cause undesired operation.

WARNING: FCC Regulations state that any unauthorized changes or modifications to this equipment not expressly approved by the manufacturer could void the user's authority to operate this equipment.

Note: This device has been tested and found to comply with the limits for a Class B digital device, pursuant to part 15 of the FCC Rules. These limits are designed to provide reasonable protection against harmful interference in a residential installation. This device generates, uses and can radiate radio frequency energy and, if not installed and used in accordance with the instructions, may cause harmful interference to radio communications. However, there is no guarantee that interference will not occur in a particular installation. If this device does cause harmful interference to radio or television reception, which can be determined by turning the device off and on, the user is encouraged to try to correct the interference by one or more of the following measures:

- Reorient or relocate the receiving antenna.
- Increase the separation between the equipment and receiver.

15 Contact

Contact us if you experience issues relating to riding, maintenance, safety, or errors/faults with your Mozzie.

Need Help? Visit our web site for product support and customer service contact information at www.Mozzie.com.

Please have your Mozzie serial number available (located on the white label on the underside of your hoverboard)

Cutting Edge Products LLC

120 Newport Center Drive

Newport Beach, CA, 92660 USA

Please turn over your Mozzie and scan the QR code or visit our website to register for warranty and maintenance.

Cutting Edge Products LLC reserves the right to make changes to the Mozzie, and update this Instruction Manual at any time. Visit www.Mozzie.com to download the latest Instruction Manual.

Copyright © 2017 Cutting Edge Products LLC. All rights reserved. The Mozzie logo design is a registered trademark of Cutting Edge Products LLC in the United States and/or select foreign countries.