



Product Petails Manual

Please read the instructions carefully
before using the product !

Thank you for choosing and using the company's smart music flowerpot!

This smart music pot has three main functions:












Smart Fun: By touching the real plant, you can make this flowerpot make a wonderful piano sound at the touch of the touch. Lots of fun and fun! Multiple music, free switch!

Bluetooth :Switch bluetooth mode, can connect with bluetooth device, instantly become a fashionable bluetooth speaker.



Green Grade: The rainbow night light mode, let you have seven colorful life, can apply to different scene.




The diagram illustrates the components of the water purifier from three perspectives:

- Top View (Left):** Shows the circular top surface with a central 'Water scupper' and two 'Touch sensors' on either side.
- Front View (Middle):** Shows the front panel with a 'USB charging' port, a 'Power/ Mode' button, and a 'Next/ Light' button.
- Bottom View (Right):** Shows the underside with a 'Water outlet' and a 'Speaker hole'.


	speaker : Φ50mm 5W3Ω
	signal to noise ratio : 90dB
	frequency response range : 20~20KHz
	bluetooth distance : 10M
	battery capacity : 1200mAh
	working voltage : 3.7V
	charging parameters : 5V 500mA
	charging time : about 4 hours
	playing time : about 12 hours
	size : 114X114X117mm
	net weight : 400g


1. Remove the product and check if the product and accessories are complete.

2. Plant your favorite plants in a flowerpot, water them lightly to keep the soil moist.
(Note: the sensitivity of contact is different because of different plants, and it is suggested that plants should be consulted for the plant compatibility list)
3. **Play** : Long press the POWER  Cue the stereo and go into the harp mode.
Touching plants can be played on the piano, Click the NEXT  to switch the song.

Bluetooth : In the shutdown state, long press the POWER  Wait until finish hint sound, light according to the mode switch button  to enter the bluetooth (bluetooth name: K3) flashing blue lights when the bluetooth pairing, successful matches the blue lights went out. When the music is played, the color atmosphere will flash with the rhythm, and the light  will be switched off or the ambient light will be turned on.

Colorful light :

The keys mode : Gently press the lights  Turn on the light (including two kinds of warm light and seven colored breathing lamps), Click on the switch or turn off the night light again.

Touch mode: Long press the light  The green light flashed several times. Turn on the light touch function. The night light can be switched or turned off by touching the plant. Once again, press the light button and the red light flashes a few times, which is to turn on the light touch function.

Screebl : Play mode and bluetooth mode, in the case of standby, ten minutes will automatically be turned off (if the equipment under a state of charge will not automatically shut down, need to manually turn it off)

Unable to boot	Check the battery for electricity, please charge! When charging, the red indicator lights up and is filled with red lights
The harps are not very sensitive	1.If the pot is too dry, please water the pot plants properly! 2. The sensitivity of the touch is affected by the current magnetic field under charge
The night light can't be touched	If there is a touch feature that opens the night light, please press the light of the light of the light to open the touch function of the night light, and then turn off the touch function again
The bluetooth playback appears in carton	Whether it is beyond the effective transmission range, or between the stereo and the equipment
Bluetooth playback sounds small or distorted	The battery is too low, please charge it promptly
Bluetooth cannot connect	Check if the stereo is in search or restart. There are too many bluetooth devices in the vicinity, causing a search problem and closing other bluetooth devices to disconnect from the stereo connection

succulent plant	Pepper grasses
Witchford Benth. ex E.Mey. Sedum xrubrotinctum Clausen Aloe vera Etc.	Peperomia tetraphylla Peperomia caperata Peperomia clusiaefolia Peperomia argyreia (Miq.) E. M. Etc.
Sansevieria	Other
Pacers sansevieria S.trifasciataGoldenHahnii Bergamot sansevieria Banana sansevieria Etc.	Murraya exotica Sempervivum tectorum Epipremnum aureum Matthiola incana (L.) R. Br. Etc.
Note: in order to make the product have a better experience, it is recommended that the plant be non-toxic and green	

Smart Music Flower-pots

智能音乐花盆

Note: When planting a green plant, be sure to operate under a flowerpot. When the implant is finished, turn on the flowerpot to study for 10 seconds, then play or do something else

Any changes or modifications not expressly approved by the party responsible for compliance could void the user's authority to operate this equipment.

This device complies with part 15 of the FCC Rules. Operation is subject to the following two conditions: (1) This device may not cause harmful interference, and (2) this device must accept any interference received, including interference that may cause undesired operation.