

5. PHOTO




Fig. 5.1

*Radiate Emissions Test Set-up
9 kHz – 30 MHz frequency range*




Fig. 5.2

Radiated Emissions Test Set-up

Range: 30 – 1000 MHz



Fig. 5.3

*Radiated Emissions Test Set-up
Range: 1 – 18 GHz*




Fig. 5.4

*Radiated Emissions Test Set-up
Range: 18 – 26 GHz*