C2-1. Radiated Spurious Emission Test Modes

<Sample 2>

Mode	Band	Band (GHz)	Antenna	Modulation	Channel	Frequency	Data Rate	RU	Remark
Mode 70	U-NII-4	5.85-5.895	1	802.11ax HE80	171	5855	MCS0	Full RU	-
Mode 71	U-NII-4	5.85-5.895	1	802.11ax HE80	171	5855	MCS0	Full RU	LF

C2-2. Summary of each worse mode

<Sample 2>

Mode	Modulation	Ch.	Freq. (MHz)	Level (dBuV/m)	Limit (dBuV/m)	Margin (dB)	Pol.	Peak Avg.	Result	RU	Remark
70	802.11ax HE80	171	5626.26	64.99	68.20	-3.21	V	Peak	Pass	Full RU	Band Edge
	802.11ax HE80	171	17565.00	53.24	68.20	-14.96	V	Peak	Pass	Full RU	Harmonic
71	LF	171	51.34	33.01	40.00	-6.99	V	Peak	Pass	-	LF

<Sample 2>

Mode	70	
	Band Edge - L	
	U-NII-4_5.85-5.895_802.11ax HE80_CH171_Full RU_5855MHz	
ANT	1	
Pol.	Horizontal	Fundamental
Peak	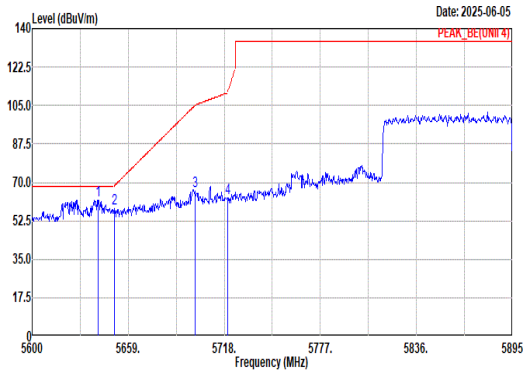 Site : 03CH16-HY Condition: PEAK_BE(UNII 4) 3m 9120D-1522_250327 HORIZONTAL : RBW:1000.000kHz VBW:3000.000kHz SWT:Auto Freq Level Limit Line Margin Read Level Ant Factor Cable Loss Preamp Factor Aux Factor APos TPos Remark MHz dBuV/m dBuV/m dB dBuV dB/m dB dB dB cm deg 1 5640.71 61.90 68.20 -6.30 46.84 33.16 11.69 29.79 0.00 289 23 Peak 2 5650.45 57.98 68.53 -10.55 42.88 33.20 11.70 29.80 0.00 289 23 Peak 3 5700.30 66.17 105.28 -39.11 50.64 33.60 11.76 29.83 0.00 289 23 Peak 4 5720.07 62.69 110.95 -48.26 47.07 33.68 11.78 29.84 0.00 289 23 Peak	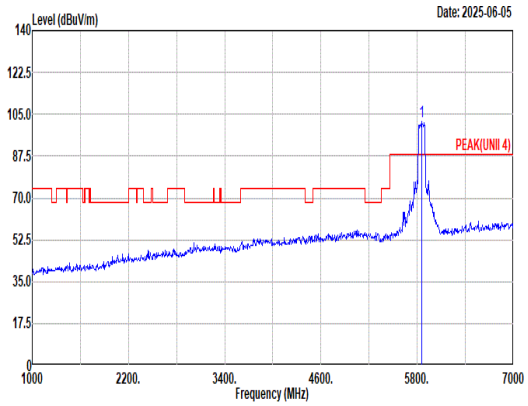 Site : 03CH16-HY Condition: PEAK(UNII 4) 3m 9120D-1522_250327 HORIZONTAL : RBW:1000.000kHz VBW:3000.000kHz SWT:Auto Freq Level Limit Line Margin Read Level Ant Factor Cable Loss Preamp Factor Aux Factor APos TPos Remark MHz dBuV/m dBuV/m dB dBuV dB/m dB dB dB cm deg 1 5855.00 101.81 ------ ------ 85.61 34.21 11.91 29.92 0.00 289 23 Peak
Avg	Blank	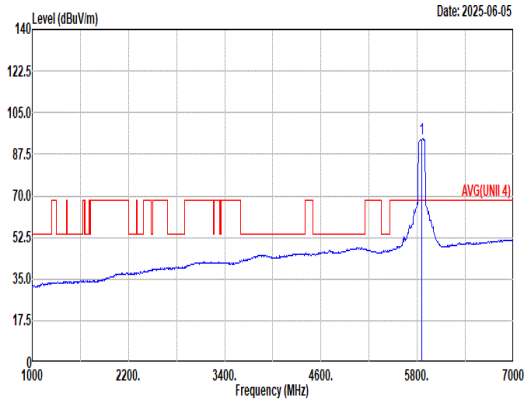 Site : 03CH16-HY Condition: AVG(UNII 4) 3m 9120D-1522_250327 HORIZONTAL : RBW:1000.000kHz VBW:3.600kHz SWT:Auto Freq Level Limit Line Margin Read Level Ant Factor Cable Loss Preamp Factor Aux Factor APos TPos Remark MHz dBuV/m dBuV/m dB dBuV dB/m dB dB dB cm deg 1 5855.00 94.05 ------ ------ 77.82 34.23 11.92 29.92 0.00 289 23 Average

Mode	70	
	Band Edge - R	
	U-NII-4_5.85-5.895_802.11ax HE80_CH171_Full RU_5855MHz	
ANT	1	
Pol.	Horizontal	Fundamental
Peak	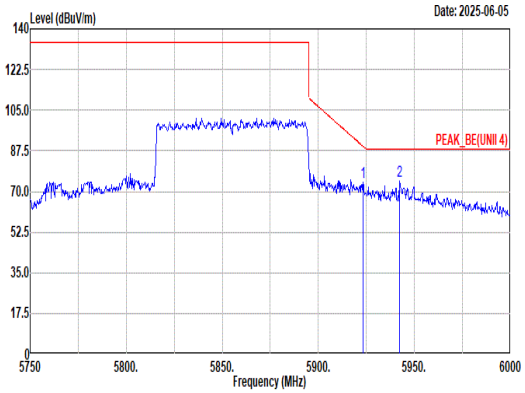 Site : 03CH16-HY Condition: PEAK_BE(UNII 4) 3m 9120D-1522_250327 HORIZONTAL : RBW:1000.000kHz VBW:3000.000kHz SWT:Auto Limit Read Ant Cable Preamp Aux APos TPos Freq Level Line Margin Level Factor Loss Factor Factor Remark MHz dBuV/m dBuV/m dB dBuV dB/m dB dB dB cm deg 1 5923.25 73.93 89.48 -15.55 57.63 34.30 11.96 29.96 0.00 289 23 Peak 2 5942.25 74.23 88.20 -13.97 57.92 34.30 11.98 29.97 0.00 289 23 Peak	Blank
Avg	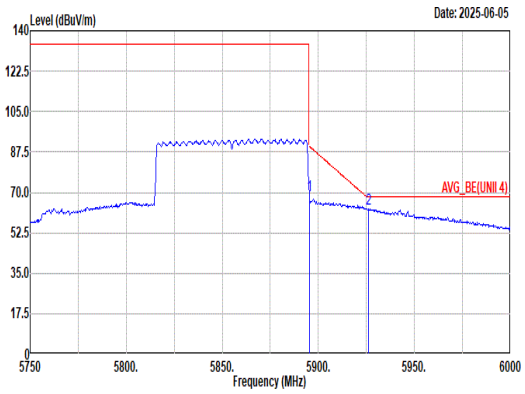 Site : 03CH16-HY Condition: AVG_BE(UNII 4) 3m 9120D-1522_250327 HORIZONTAL : RBW:1000.000kHz VBW:3.600kHz SWT:Auto Limit Read Ant Cable Preamp Aux APos TPos Freq Level Line Margin Level Factor Loss Factor Factor Remark MHz dBuV/m dBuV/m dB dBuV dB/m dB dB dB cm deg 1 5895.25 68.57 90.02 -21.45 52.28 34.29 11.94 29.94 0.00 289 23 Average 2 5926.00 62.96 68.20 -5.24 46.65 34.30 11.97 29.96 0.00 289 23 Average	Blank

Mode	70	
	Band Edge - L	
	U-NII-4_5.85-5.895_802.11ax HE80_CH171_Full RU_5855MHz	
ANT	1	
Pol.	Vertical	Fundamental
Peak	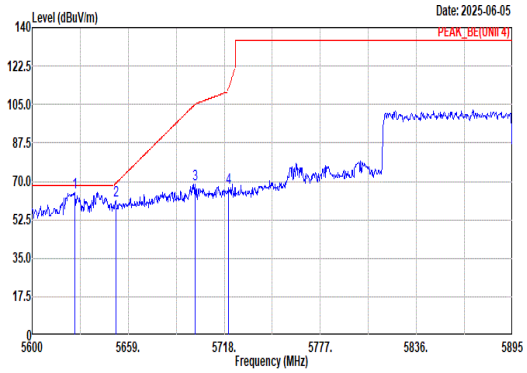 Site : 03CH16-HY Condition: PEAK_BE(UNII 4) 3m 9120D-1522_250327 VERTICAL : RBW:1000.000kHz VBW:3000.000kHz SWT:Auto Freq Level Limit Line Margin Read Level Ant Factor Cable Loss Preamp Factor Aux Factor APos TPos Remark MHz dBuV/m dBuV/m dB dBuV dB/m dB dB dB cm deg 1 5626.26 64.99 68.20 -3.21 49.98 33.11 11.68 29.78 0.00 300 12 Peak 2 5651.33 61.07 69.19 -8.12 45.96 33.21 11.70 29.80 0.00 300 12 Peak 3 5700.30 68.53 105.28 -36.75 53.00 33.60 11.76 29.83 0.00 300 12 Peak 4 5720.66 66.85 112.29 -45.44 51.23 33.68 11.78 29.84 0.00 300 12 Peak	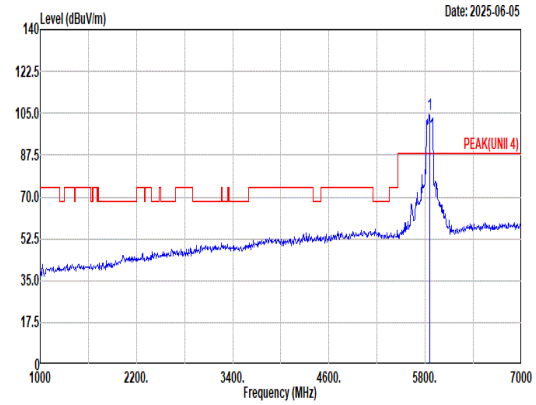 Site : 03CH16-HY Condition: PEAK(UNII 4) 3m 9120D-1522_250327 VERTICAL : RBW:1000.000kHz VBW:3000.000kHz SWT:Auto Freq Level Limit Line Margin Read Level Ant Factor Cable Loss Preamp Factor Aux Factor APos TPos Remark MHz dBuV/m dBuV/m dB dBuV dB/m dB dB dB cm deg 1 5855.00 104.72 ------ ------ 88.54 34.19 11.90 29.91 0.00 300 12 Peak
Avg	Blank	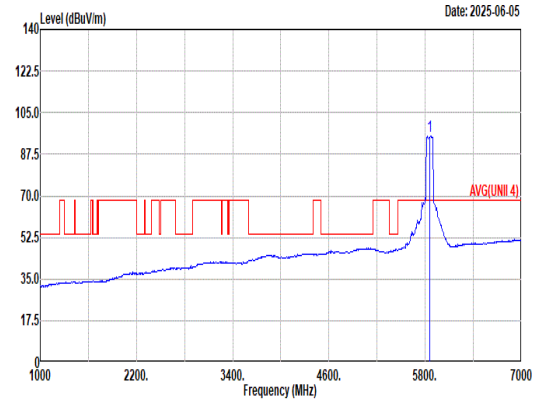 Site : 03CH16-HY Condition: AVG(UNII 4) 3m 9120D-1522_250327 VERTICAL : RBW:1000.000kHz VBW:3.600kHz SWT:Auto Freq Level Limit Line Margin Read Level Ant Factor Cable Loss Preamp Factor Aux Factor APos TPos Remark MHz dBuV/m dBuV/m dB dBuV dB/m dB dB dB cm deg 1 5855.00 95.05 ------ ------ 78.82 34.23 11.92 29.92 0.00 300 12 Average

Mode	70	
	Band Edge - R	
	U-NII-4_5.85-5.895_802.11ax HE80_CH171_Full RU_5855MHz	
ANT	1	
Pol.	Vertical	Fundamental
Peak	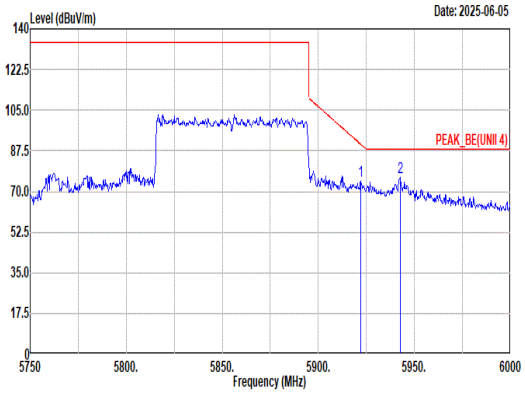 Site : 03CH16-HY Condition: PEAK_BE(UNII 4) 3m 9120D-1522_250327 VERTICAL : RBW:1000.000kHz VBW:3000.000kHz SWT:Auto Freq Level Limit Line Margin Level Read Ant Factor Cable Loss Preamp Factor Aux Factor APos TPos Remark MHz dBuV/m dBuV/m dB dBuV dB/m dB dB dB cm deg 1 5922.25 74.44 90.21 -15.77 58.13 34.30 11.96 29.95 0.00 300 12 Peak 2 5942.50 76.20 88.20 -12.00 59.89 34.30 11.98 29.97 0.00 300 12 Peak	Blank
Avg	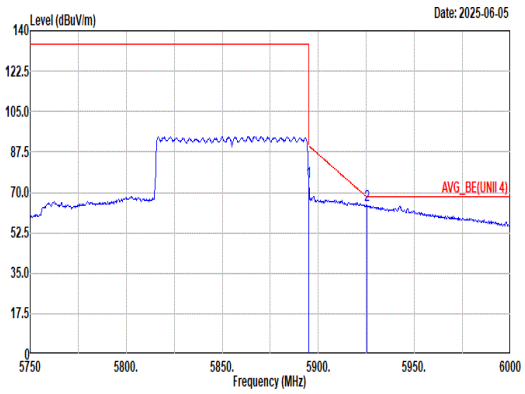 Site : 03CH16-HY Condition: AVG_BE(UNII 4) 3m 9120D-1522_250327 VERTICAL : RBW:1000.000kHz VBW:3.600kHz SWT:Auto Freq Level Limit Line Margin Level Read Ant Factor Cable Loss Preamp Factor Aux Factor APos TPos Remark MHz dBuV/m dBuV/m dB dBuV dB/m dB dB dB cm deg 1 5895.00 74.59 90.20 -15.61 58.30 34.29 11.94 29.94 0.00 300 12 Average 2 5925.25 64.36 68.20 -3.84 48.05 34.30 11.97 29.96 0.00 300 12 Average	Blank

Mode	70	
	Harmonic	
	U-NII-4_5.85-5.895_802.11ax HE80_CH171_Full RU_5855MHz	
ANT	1	
Pol.	Horizontal	Vertical
Peak Avg	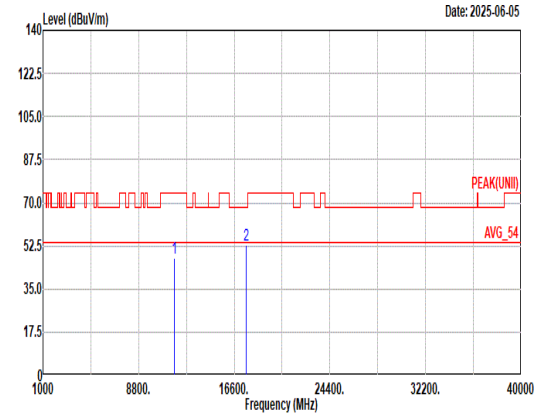 Site : 03CH16-HY Condition: PEAK(UNII) 3m 9120D-1522_250327 HORIZONTAL Freq Level Limit Line Margin Read Level Ant Factor Cable Loss Preamp Factor Aux Factor APos TPos Remark MHz dBuV/m dBuV/m dB dBuV dB/m dB dB dB cm deg 1 11710.00 47.58 74.00 -26.42 57.26 38.62 16.92 65.79 0.57 -- -- Peak 2 17565.00 52.79 68.20 -15.41 54.84 39.52 21.44 63.63 0.62 -- -- Peak	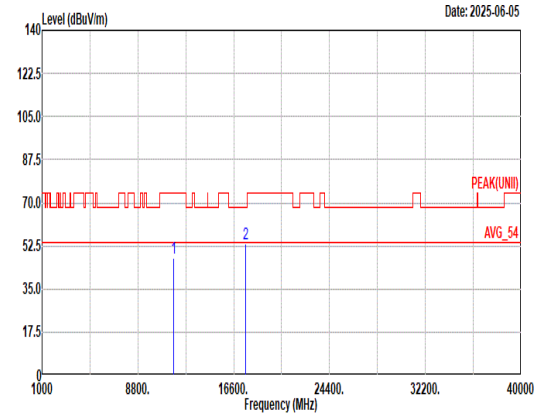 Site : 03CH16-HY Condition: PEAK(UNII) 3m 9120D-1522_250327 VERTICAL Freq Level Limit Line Margin Read Level Ant Factor Cable Loss Preamp Factor Aux Factor APos TPos Remark MHz dBuV/m dBuV/m dB dBuV dB/m dB dB dB cm deg 1 11710.00 47.76 74.00 -26.24 57.40 38.66 16.94 65.80 0.56 -- -- Peak 2 17565.00 53.24 68.20 -14.96 55.36 39.49 21.42 63.65 0.62 -- -- Peak

Mode	71	
	LF	
	U-NII-4_5.85-5.895_802.11ax HE80_CH171_Full RU_5855MHz	
ANT	1	
Pol.	Horizontal	Vertical
QP/ Peak	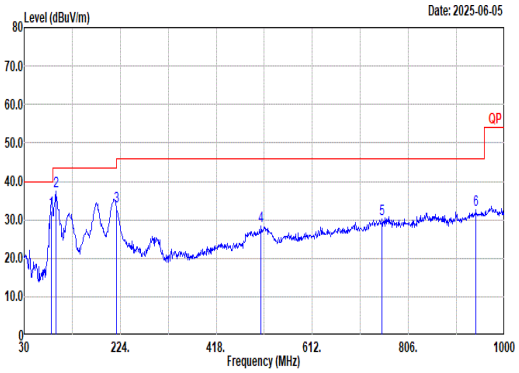 Site : 03CH16-HY Condition: QP 3m CBL6111D&00802N1D01N-06 _47020 & 06_241005 HORIZONTAL 1 84.32 32.30 40.00 -7.70 49.21 14.15 1.44 32.57 0.07 196 54 QP 2 94.02 37.30 43.50 -6.20 52.96 15.33 1.50 32.56 0.07 -- -- Peak 3 216.24 33.62 46.00 -12.38 48.62 15.19 2.28 32.54 0.07 -- -- Peak 4 508.21 28.49 46.00 -17.51 33.88 23.88 3.49 32.91 0.15 -- -- Peak 5 752.65 30.05 46.00 -15.95 29.35 28.37 4.27 32.08 0.14 -- -- Peak 6 942.77 32.71 46.00 -13.29 28.67 30.83 4.79 31.83 0.25 -- -- Peak	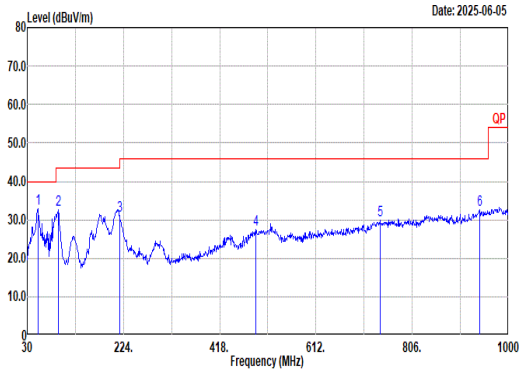 Site : 03CH16-HY Condition: QP 3m CBL6111D&00802N1D01N-06 _47020 & 06_241005 VERTICAL 1 51.34 33.01 40.00 -6.99 50.26 13.96 1.12 32.38 0.05 -- -- Peak 2 93.05 32.74 43.50 -10.76 48.58 15.16 1.50 32.57 0.07 -- -- Peak 3 216.24 31.15 46.00 -14.85 46.15 15.19 2.28 32.54 0.07 -- -- Peak 4 490.75 27.47 46.00 -18.53 33.09 23.61 3.43 32.81 0.15 -- -- Peak 5 741.01 29.88 46.00 -16.12 29.29 28.31 4.23 32.09 0.14 -- -- Peak 6 942.77 32.46 46.00 -13.54 28.42 30.83 4.79 31.83 0.25 -- -- Peak

Appendix D. Duty Cycle Plots

<Sample 1>

Band	Duty Cycle(%)	T(us)	1/T(kHz)	VBW Setting
802.11a	98.92	-	-	10Hz
5GHz 802.11ac VHT80	95.13	332	3.01	3.6kHz
5GHz 802.11ax HE20 Full RU	98.58	-	-	10Hz
5GHz 802.11ax HE20 106 RU	95.44	1360	0.74	750Hz
5GHz 802.11ax HE40 Full RU	97.53	552	1.81	2kHz
5GHz 802.11ax HE80 Full RU	94.50	292	3.42	3.6kHz

802.11a

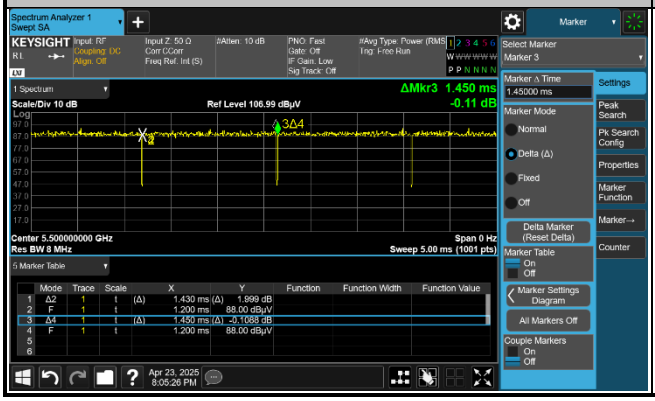

5GHz 802.11ac VHT80

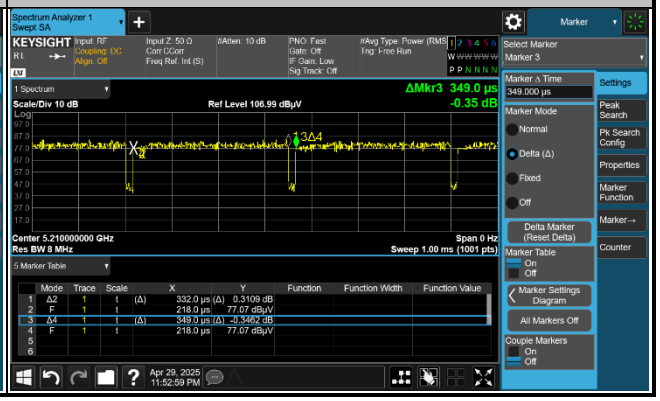

5GHz 802.11ax HE20 Full RU

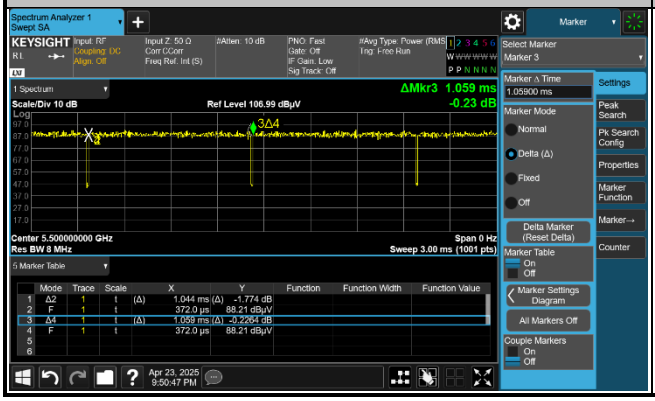

5GHz 802.11ax HE20 106 RU

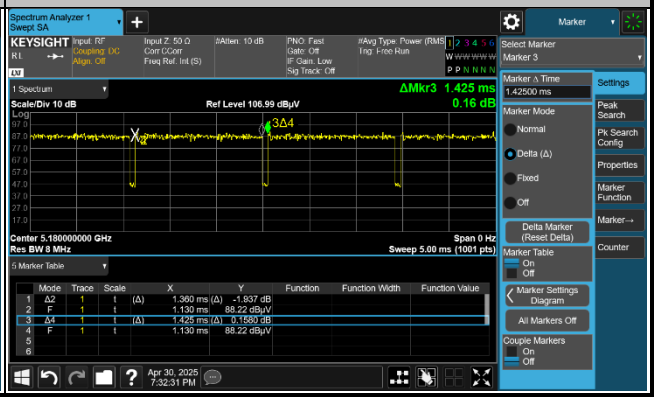

5GHz 802.11ax HE40 Full RU

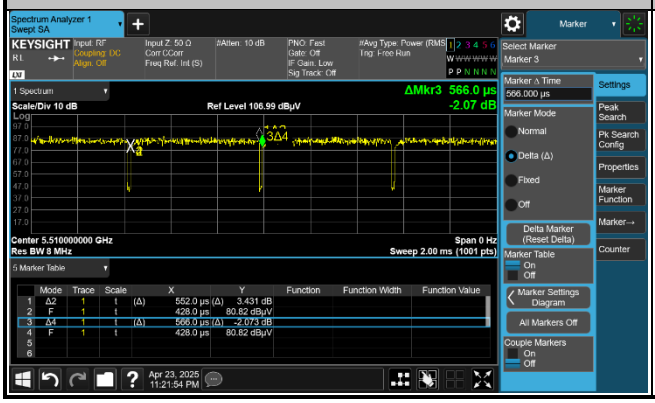

5GHz 802.11ax HE80 Full RU

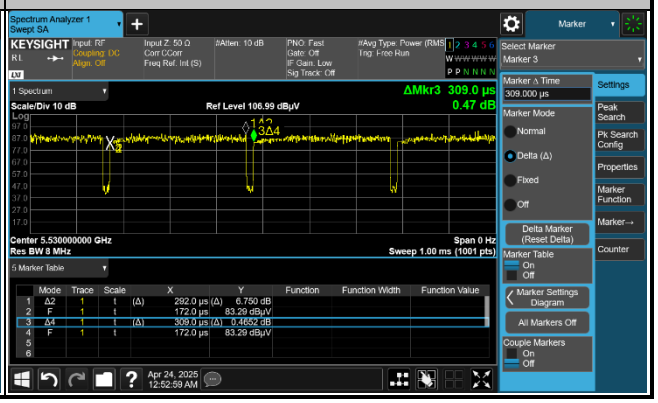

<Sample 2>

Band	Duty Cycle (%)	T(us)	1/T(kHz)	VBW Setting
5GHz 802.11ax HE80	94.50	292	3.42	10KHz
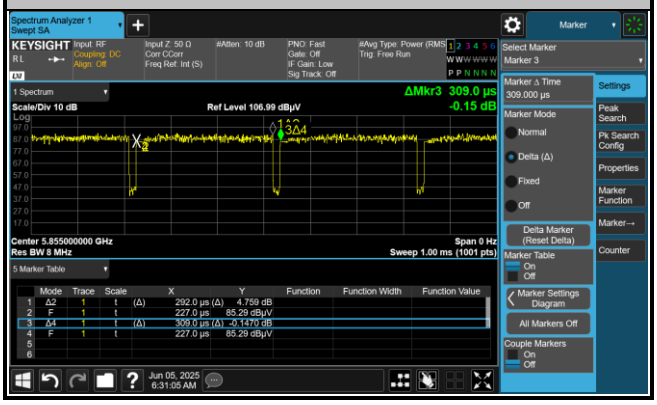
5GHz 802.11ax HE80