



## Welcome Guide

Premium Stereo Bluetooth Speaker  
For Phones, Tablets and more

-1-

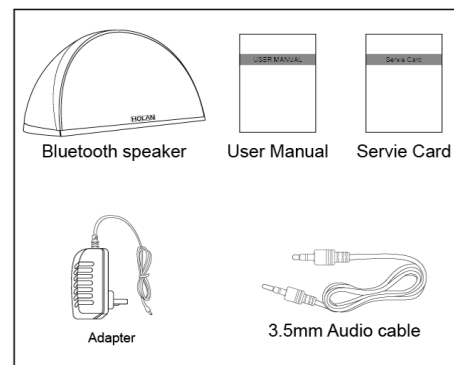
### ■ Specifications

Functions	Bluetooth, Microphone, Hands-free Calls, Volume Control, Loudspeaker, Touch Button
	Compatible with: Tablet PC, MP4, MP3, PC Mobile phone, iPod, iPhone, MP5, Laptop
	Supports: Bluetooth, Loudspeaker
	Connection: Wireless
	Vibrating membrane: 6090
	Interface: Micro USB, 3.5mm Audio
Technical Parameters	Audio Source: Electronic Products with 3.5mm Plug, Bluetooth Enabled Devices
	Bluetooth Version: 4.0
	Operating Range: 15m
	Sensitivity: $\pm 42\text{dB}$
	Driver Unit: 52mm
Other Parameters	Power Output: 2 x 10W
	Adapter: 9V 2A
Dimension & Weight	Working Voltage: 8V-15V
	Product Weight: 840g
Package Contents	Product Size: 11.0*4.5*4.9 inch
	Package Contents: 1 x Speaker, 1 x USB Cable, 1 x English User Manual, 1 x Audio Cable, 1 x Service Card

-2-

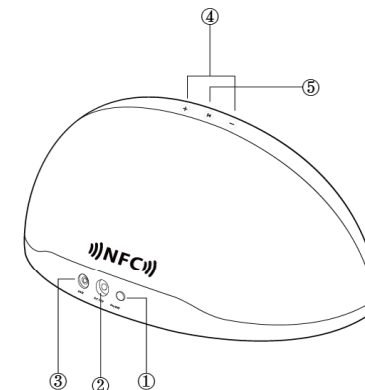
### ■ What's Included

1x Bluetooth Speaker  
1x Micro USB Charging Cable  
1x 3.5mm Audio Cable  
1x User Manual  
1x Service Card



-3-

### ■ At a Glance



English			
1	Power Button	4	Volume Buttons
2	Adapter	5	Play/Pause Button
3	3.5mm Audio Cable		

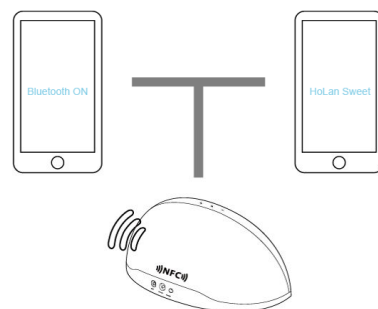
-4-

### ■ Controls

		> 2s	Power on/off
			Play / Pause
			Next track/Previous track
		> 2s	Volume up
		> 2s	Volume down

-5-

### ■ Connect and Pair with your device



a. When turned on, the speaker will automatically connect to the last connected device if available. If not, it will enter pairing mode.

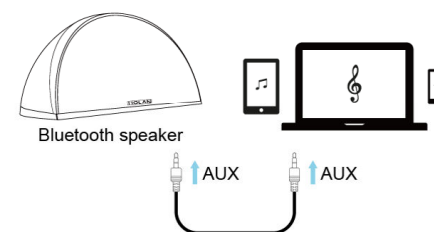
b. To pair a different device, firstly disable Bluetooth on the connected device or press to re-enter pairing mode. Then repeat the pairing steps.

c. Having connection problems? Remove the speaker from your device's Bluetooth history, ensure it is less than 3 feet away then try pairing again.

-6-

### ■ Connect via AUX

When Using AUX mode, control audio playback via the connected device.



### ■ Answering a call

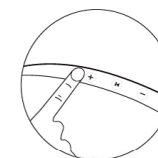


Before answering a call, make sure the Speaker is already paired with the smartphone

-7-

### ■ Touch Technology

For a truly intuitive advanced control experience



### ■ FAQ

1. What should be done if the Holan Sweet cannot pair with Bluetooth device?

- Make sure the Holan Sweet is in pairing mode.
- Make sure your Bluetooth device supports A2DP.
- The Bluetooth device maybe out of range, move it closer and try again.

2. What should be done if there is poor sound quality?

- The Bluetooth device may be out of range, move it closer and try again.
- Move the Bluetooth device and Holan Sweet speaker from any device that generates electromagnetic interference, such as another Bluetooth device, cordless phone, microwave oven or wireless router.
- Turn off WIFI to improve audio quality.
- Make sure the music file is in good quality.

• More questions  
please search our item or contact us directly!

-8-

#### FCC Information and Copyright

This equipment has been tested and found to comply with the limits for a Class B digital device, pursuant to part 15 of the FCC Rules. These limits are designed to provide reasonable protection against harmful interference in a residential installation. This equipment generates, uses and can radiate radio frequency energy and, if not installed and used in accordance with the instructions, may cause harmful interference to radio communications. However, there is no guarantee that interference will not occur in a particular installation. If this equipment does cause harmful interference to radio or television reception, which can be determined by turning the equipment off and on, the user is encouraged to try to correct the interference by one or more of the following measures:

- Reorient or relocate the receiving antenna.
- Increase the separation between the equipment and receiver.
- Connect the equipment into an outlet on a circuit different from that to which the receiver is connected.
- Consult the dealer or an experienced radio/TV technician for help.

This device complies with part 15 of the FCC Rules. Operation is subject to the following two conditions: (1) This device may not cause harmful interference, and (2) this device must accept any interference received, including interference that may cause undesired operation.

changes or modifications not expressly approved by the party responsible for compliance could void the user's authority to operate the equipment. This equipment complies with FCC RF radiation exposure limits set forth for an uncontrolled environment. This equipment should be installed and operated with a minimum distance of 20 centimeters between the radiator and your body or nearby persons.