
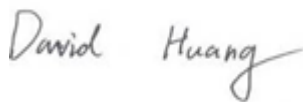



# RF EXPOSURE REPORT



Report No.: 18070344-FCC-H

Supersede Report No.: N/A

Applicant	NATCOM S.A	
Product Name	Mobile phone 3G	
Model No.	MANY NH35	
Serial No.	N/A	
Test Standard	FCC 2.1093	
Test Date	April 28 to May 24, 2018	
Issue Date	May 26, 2018	
Test Result	<input checked="" type="checkbox"/> Pass <input type="checkbox"/> Fail	
Equipment complied with the specification <input checked="" type="checkbox"/>		
Equipment did not comply with the specification <input type="checkbox"/>		
		
Aaron Liang Test Engineer	David Huang Checked By	
This test report may be reproduced in full only Test result presented in this test report is applicable to the tested sample only		

Issued by:

**SIEMIC (SHENZHEN-CHINA) LABORATORIES**

Zone A, Floor 1, Building 2 Wan Ye Long Technology Park

South Side of Zhoushi Road, Bao' an District, Shenzhen, Guangdong China 518108

Phone: +86 0755 2601 4629801 Email: [China@siemic.com.cn](mailto:China@siemic.com.cn)

## Laboratories Introduction

SIEMIC, headquartered in the heart of Silicon Valley, with superior facilities in US and Asia, is one of the leading independent testing and certification facilities providing customers with one-stop shop services for Compliance Testing and Global Certifications.



In addition to testing and certification, SIEMIC provides initial design reviews and compliance management throughout a project. Our extensive experience with China, Asia Pacific, North America, European, and International compliance requirements, assures the fastest, most cost effective way to attain regulatory compliance for the global markets.

### Accreditations for Conformity Assessment

Country/Region	Scope
USA	EMC, RF/Wireless, SAR, Telecom
Canada	EMC, RF/Wireless, SAR, Telecom
Taiwan	EMC, RF, Telecom, SAR, Safety
Hong Kong	RF/Wireless, SAR, Telecom
Australia	EMC, RF, Telecom, SAR, Safety
Korea	EMI, EMS, RF, SAR, Telecom, Safety
Japan	EMI, RF/Wireless, SAR, Telecom
Singapore	EMC, RF, SAR, Telecom
Europe	EMC, RF, SAR, Telecom, Safety

Test Report	18070344-FCC-H
Page	3 of 9

This page has been left blank intentionally.

## CONTENTS

1. REPORT REVISION HISTORY.....	5
2. CUSTOMER INFORMATION .....	5
3. TEST SITE INFORMATION .....	5
4. EQUIPMENT UNDER TEST (EUT) INFORMATION .....	6
5. FCC §2.1093 - RADIOFREQUENCY RADIATION EXPOSURE EVALUATION: PORTABLE DEVICES.	8
5.1 RF EXPOSURE.....	8
5.2 TEST RESULT .....	9

## 1. Report Revision History

Report No.	Report Version	Description	Issue Date
18070344-FCC-H	NONE	Original	May 26, 2018

## 2. Customer information

Applicant Name	NATCOM S.A
Applicant Add	Angle avenue Martin Luther King et Fernando , Pont-Morin Port-au-Prince , Haiti
Manufacturer	NATCOM S.A
Manufacturer Add	Angle avenue Martin Luther King et Fernando , Pont-Morin Port-au-Prince , Haiti

## 3. Test site information

Lab performing tests	SIEMIC (Shenzhen-China) LABORATORIES
Lab Address	Zone A, Floor 1, Building 2 Wan Ye Long Technology Park South Side of Zhoushi Road, Bao' an District, Shenzhen, Guangdong China 518108
FCC Test Site No.	535293
IC Test Site No.	4842E-1
Test Software	Radiated Emission Program-To Shenzhen v2.0

## 4. Equipment under Test (EUT) Information

Description of EUT:	Mobile phone 3G
Main Model:	MANY NH35
Serial Model:	N/A
Date EUT received:	April 27, 2018
Test Date(s):	April 28 to May 24, 2018
Antenna Gain:	WiFi: -0.77dBi Bluetooth: -0.77dBi
Antenna Type:	PIFA Antenna
Type of Modulation:	802.11b/g/n: DSSS, OFDM Bluetooth: GFSK, $\pi$ /4DQPSK, 8DPSK
RF Operating Frequency (ies):	WiFi: 802.11b/g/n(20M): 2412-2462 MHz WiFi: 802.11n(40M): 2422-2452 MHz Bluetooth: 2402-2480 MHz
Number of Channels:	WiFi :802.11b/g/n(20M): 11CH WiFi :802.11n(40M): 7CH Bluetooth: 79CH
Port:	Please refer to the user' s manual
Input Power:	Adapter : Input: AC100-240V~50/60Hz,0.15A Max Output: DC 5.0V, 500mAh Battery : Model: Many NH3.5 Spec: 3.7V, 1200mAh Charging limited voltage: 4.2V

Test Report	18070344-FCC-H
Page	7 of 9

Trade Name : NATCOM

FCC ID: 2AMHXXNH35

## 5. FCC §2.1093 - Radiofrequency radiation exposure evaluation: portable devices.

### 5.1 RF Exposure

#### Standard Requirement:

According to §15.247 (i) and §1.1307(b)(1), systems operating under the provisions of this section shall be operated in a manner that ensures that the public is not exposed to radio frequency energy level in excess of the Commission's guidelines.

The 1-g and 10-g SAR test exclusion thresholds for 100 MHz to 6 GHz at *test separation distances*  $\leq 50$  mm are determined by:

$[(\text{max. power of channel, including tune-up tolerance, mW}) / (\text{min. test separation distance, mm})] \cdot [\sqrt{f_{\text{(GHz)}}}] \leq 3.0$  for 1-g SAR and  $\leq 7.5$  for 10-g extremity SAR,<sup>16</sup> where

- $f_{\text{(GHz)}}$  is the RF channel transmit frequency in GHz
- Power and distance are rounded to the nearest mW and mm before calculation<sup>17</sup>
- The result is rounded to one decimal place for comparison

The test exclusions are applicable only when the minimum *test separation distance* is  $\leq 50$  mm and for transmission frequencies between 100 MHz and 6 GHz. When the minimum *test separation distance* is  $< 5$  mm, a distance of 5 mm is applied to determine SAR test exclusion.

Routine SAR evaluation refers to that specifically required by § 2.1093, using measurements or computer simulation. When routine SAR evaluation is not required, portable transmitters with output power greater than the applicable low threshold require SAR evaluation to qualify for TCB approval.

$$\text{result} = P\sqrt{F} / D$$

P= Maximum turn-up power in mW

F= Channel frequency in GHz

D= Minimum test separation distance in mm



## 5.2 Test Result

### WIFI Mode:

Modulation	CH	Frequency (MHz)	Conducted Power (dBm)	Tune Up Power (dBm)	Max Tune Up Power (dBm)	Max Tune Up Power (mW)	Result	Limit
802.11b	Low	2412	8.91	8±1	9	7.943	2.47	3
	Mid	2442	<b>8.98</b>	8±1	9	7.943	2.48	3
	High	2472	8.70	8±1	9	7.943	2.49	3
802.11g	Low	2412	8.10	8±1	9	7.943	2.47	3
	Mid	2442	8.23	8±1	9	7.943	2.48	3
	High	2472	<b>8.59</b>	8±1	9	7.943	2.49	3
802.11n (20M)	Low	2412	8.01	8±1	9	7.943	2.47	3
	Mid	2442	8.25	8±1	9	7.943	2.48	3
	High	2472	<b>8.66</b>	8±1	9	7.943	2.49	3
802.11n (40M)	Low	2422	8.66	8±1	9	7.943	2.47	3
	Mid	2442	<b>8.68</b>	8±1	9	7.943	2.48	3
	High	2462	7.06	8±1	9	7.943	2.49	3

### Bluetooth Mode:

Modulation	CH	Frequency (MHz)	Conducted Power (dBm)	Tune Up Power (dBm)	Max Tune Up Power (dBm)	Max Tune Up Power (mW)	Result	Limit
GFSK	Low	2402	2.268	2±1	3	1.995	0.62	3
	Mid	2441	2.329	2±1	3	1.995	0.62	3
	High	2480	2.601	2±1	3	1.995	0.63	3
π /4 DQPSK	Low	2402	2.113	1.5±1	2.5	1.778	0.55	3
	Mid	2441	2.090	1.5±1	2.5	1.778	0.56	3
	High	2480	2.467	1.5±1	2.5	1.778	0.56	3
8-DPSK	Low	2402	2.184	1.5±1	2.5	1.778	0.55	3
	Mid	2441	2.158	1.5±1	2.5	1.778	0.56	3
	High	2480	2.475	1.5±1	2.5	1.778	0.56	3

**Result:** Compliance

No SAR measurement is required.