MPOW
DREAM • EXPLORE • INSPIRE

MPOW EM20
BLUETOOTH HEADSET

MODEL: BH406A

We are appreciated for purchasing our Mpow EM20. This guide contains instructions for setting up and using your Mpow EM20 easily.

Package List

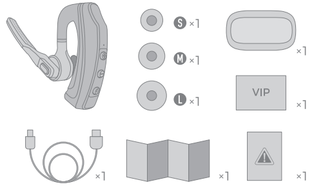

Diagram

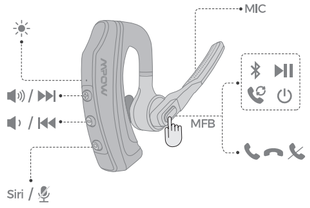

Power ON / OFF

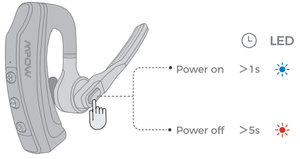

How To Pair

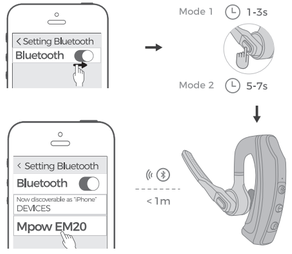

EN

1. Auto pairing : turn on the earbud, it will automatically enter into pairing mode in which the blue and red light will flash alternately. Then select "Mpow EM20".
2. Manual pairing : when the earbud is off, press and hold the MFB button for more than 5s, the blue and red light will flash alternately. Then Select "Mpow EM20".

DE

1. Automatische Kopplung : Schalten Sie den Kopfhörer ein. Er wechselt von sich selbst in den Pairing-Modus, in dem die blaue und die rote LED abwechselnd blinken. Wählen Sie dann "Mpow EM20".
2. Manuelle Kopplung : Wenn der Kopfhörer ausgeschaltet ist, drücken Sie die MFB-Taste länger als 5 Sekunden. Das blaue und rote Licht blinken abwechselnd. Wählen Sie dann "Mpow EM20".

FR

1. Jumelage automatique : Allumez l'écouteur, il entrera automatiquement en mode de jumelage dans lequel les voyants bleu et rouge clignoteront alternativement. Sélectionnez «Mpow EM20» sur la liste de votre appareil.
2. Jumelage manuel : Lorsque l'oreillette est éteinte, maintenez le bouton MFB pendant plus de 5 secondes, les voyants bleu et rouge clignotent alternativement. Sélectionnez « Mpow EM20 » sur la liste de votre appareil.

ES

1. Emparejamiento Automático : encienda el auricular, entrará automáticamente en el modo de emparejamiento en el que la luz azul y roja parpadearán alternativamente. Luego seleccione "Mpow EM20".
2. Emparejamiento manual : cuando el auricular está apagado, presione y mantenga presionado el botón MFB durante más de 5 segundos, la luz azul y roja parpadeará alternativamente. Luego seleccione "Mpow EM20".

IT

1. Accoppiamento automatico : accendi l'auricolare, entrerà automaticamente in modalità di abbinamento in cui la luce blu e rossa lampeggerà alternativamente. Quindi selezionare "Mpow EM20".
2. Accoppiamento manuale : quando l'auricolare è spento, tenere premuto il pulsante MFB per più di 5 secondi, la luce blu e rossa lampeggia alternativamente. Quindi selezionare "Mpow EM20".

Play / Answer / Hang Up / Redail / Reject / Siri / Mute

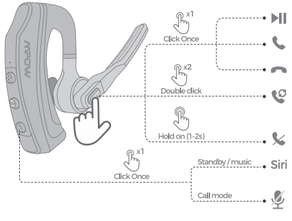

Charge Battery

Output : DC 5V

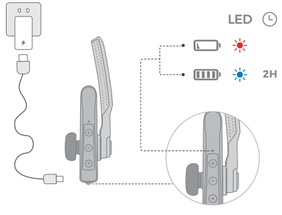

Correct Disposal of This Product

(Waste Electrical& Electronic Equipment)
This Marking shown on the product or its literature, indicate that it should not be disposed with other household wastes at the end of its working life.

To prevent possible harm to the environment or human health from uncontrolled waste disposal, please separate this from other types of wastes and recycle it responsibly to promote the sustainable reuse of material resources.Household user should contact either the retailer where they purchased this product, or their local government office, for details of where and how they can take this item for environmentally safe recycling.

Business users should contact their supplier and check the terms and conditions of the purchase contact. This product should not be mixed with other commercial wastes for disposal.

FCC Statement

Operation is subject to the following three conditions:

(1) This device may not cause harmful interference, and
(2) This device must accept any interference received, including interference that may cause undesired operation.
(3) This device has been evaluated to meet general RF exposure requirement. The device can be used in portable exposure condition without restriction

Note :

This equipment has been tested and found to comply with the limits for a Class B digital device, pursuant to part 15 of the FCC Rules. These limits are designed to provide reasonable protection against harmful interference in a residential installation. This equipment generates, uses and can radiate radio frequency energy and, if not installed and used in accordance with the instructions, may cause harmful interference to radio communications. However, there is no guarantee that interference will not occur in a particular installation. If this equipment does cause harmful interference to radio or television reception, which can be determined by turning the equipment off and on, the user is encouraged to try to correct the interference by one or more of the following measures:

- Reorient or relocate the receiving antenna.
- Increase the separation between the equipment and receiver.
- Connect the equipment into an outlet on a circuit different from that to which the receiver is connected.
- Consult the dealer or an experienced radio / TV technician for help.

Any Changes or modifications not expressly approved by the party responsible for compliance could void the user's authority to operate the equipment.

⚠ Notification

1. Please fully charge it if it was going to lay idle for a long time and place it in a cool and dry place. Please recharge it each 2 months for storage.
2. Please fully charge it for the first use.

⚠ Benachrichtigung

1. Wenn Kopfhörer für lange Zeit nicht verwendet wird, laden Sie bitte es voll auf und bewahren Sie es an einem kühlen und trockenen Platz. Bitte laden Sie es alle 2 Monate zur Lagerung auf.
2. Bitte laden Sie es für den ersten Gebrauch auf.

⚠ Notificación

1. Por favor, cárguelo por completo si va a estar inactivo durante mucho tiempo, y colóquelo en un lugar fresco y seco. Por favor recárguela cada 2 meses para su almacenamiento.
2. Por favor, cárguelo completamente para el primer uso.

⚠ Notificazione

1. Si prega di caricarlo completamente se stava per essere rimasto inattivo per lungo tempo e metterlo in un luogo fresco e asciutto. Si prega di ricarica ogni 2 mesi per l'archiviazione.
2. Si prega di caricarlo completamente per il primo utilizzo.

⚠ Notification

1. Veuillez le charger complètement s'il allait rester inactif pendant un certain temps et le placer dans un endroit frais et sec. Veuillez le recharger tous les 2 mois pour le stockage.
2. Chargez-le complètement lorsque vous l'utilisez pour la première fois.

www.xmpow.com | support@xmpow.com
MPOW TECHNOLOGY CO., LTD

Copyright © MPOW Inc. All rights reserved.