

QUICK START GUIDE

1

Download our free WIZ app.
Name where you'll put your lights.

App Store

Google play

Search for "WIZ Lighting".

2

Plug your
WiZ lamp in.

3

Create your
first room.

4

Put in your Wi-Fi password.
Start pairing.

5

Flick your switch off and on quickly
until there's a cool light pulse.
It'll then turn white.

6

Have fun!

Love your WiZ product?
Share it with world!

Give our WIZ App
a 5★ rating

Follow us on
Facebook and Twitter

Share your moments
on Instagram

Check out more
WIZ lights for your home

☆☆☆☆☆

wiz.world

Have any problems with set up? [Check the troubleshooting section](#)

TROUBLESHOOTING

Make sure each light you want
to pair is in pairing mode

For security reasons, pairing can only happen if the light is actively waiting. You can put any WIZ light in pairing mode by switching it OFF and ON until it starts pulsing in Blue (for WIZ Colors) or in Cool White (for WIZ Whites). Once the lamp is in pairing mode, let it pulse for the whole pairing.

Pairing mode happens after 3x ON if the light has never been paired before, and after 5x ON if the light has been paired and has not been deleted in the app.

If the lamp is in pairing mode and you encounter problems, it is likely to be a network issue. Check the next steps to solve it.

Make sure each device is within
range of the same Wi-Fi source

Pairing can only happen if your phone/tablet and your light are in range of the same Wi-Fi source. The Wi-Fi source is usually the router, or the internet box, or sometimes a repeater.

Pairing is not possible over 3G/4G.

Select the right Wi-Fi band

WIZ lights work on 2.4GHz Wi-Fi – the most common standard and the best for wider range coverage.

If your router provides both 2.4GHz and 5GHz, please connect your phone/tablet to the 2.4GHz band for pairing.

If you are not sure which Wi-Fi your phone/tablet is connected to, go to its Settings, then Wi-Fi, and check the available Wi-Fi networks.

Check the available
Wi-Fi networks

Most dual-band routers clearly display two different network names (e.g. my Wi-Fi and myWi-Fi-5GHz), but some dual-band routers use the same network name for both bands.

In such cases, check the router settings and either rename the networks to distinguish between them or temporarily disable the 5GHz band, then try pairing again. The router settings can usually be accessed by typing <http://192.168.1.1> in any web browser of a device connected to your Wi-Fi.

Test your
internet connectivity

WIZ needs internet access to pair your lights. Try accessing any website from your phone/tablet while you are near your WIZ light to make sure the internet connectivity is working.

Double-check
your Wi-Fi password

If you have entered an incorrect password, your lights will not be able to join your Wi-Fi network. In this case, the lights blink in a regular pattern in Red (or Warm White for WIZ Whites) after a few seconds when you start the pairing process. Please double-check your password and try again.

If you have any other issues, contact support through chat on the WIZ App or check the FAQ on: <https://www.wiz.world/support/>

#ConnectedLight

0 1 2 3 4 5 6 7 8 9 10 11 12 13 14 15 16 17 18 19 20 21 22 23 24 25

TAO

WIZ

MKT Ref: Quick start & troubleshooting-portable-US
TAO Ref: ZIS03284
Date 2017-06-27

Box size 150x100mm

Colors

P Process BlueC

P 5395

C

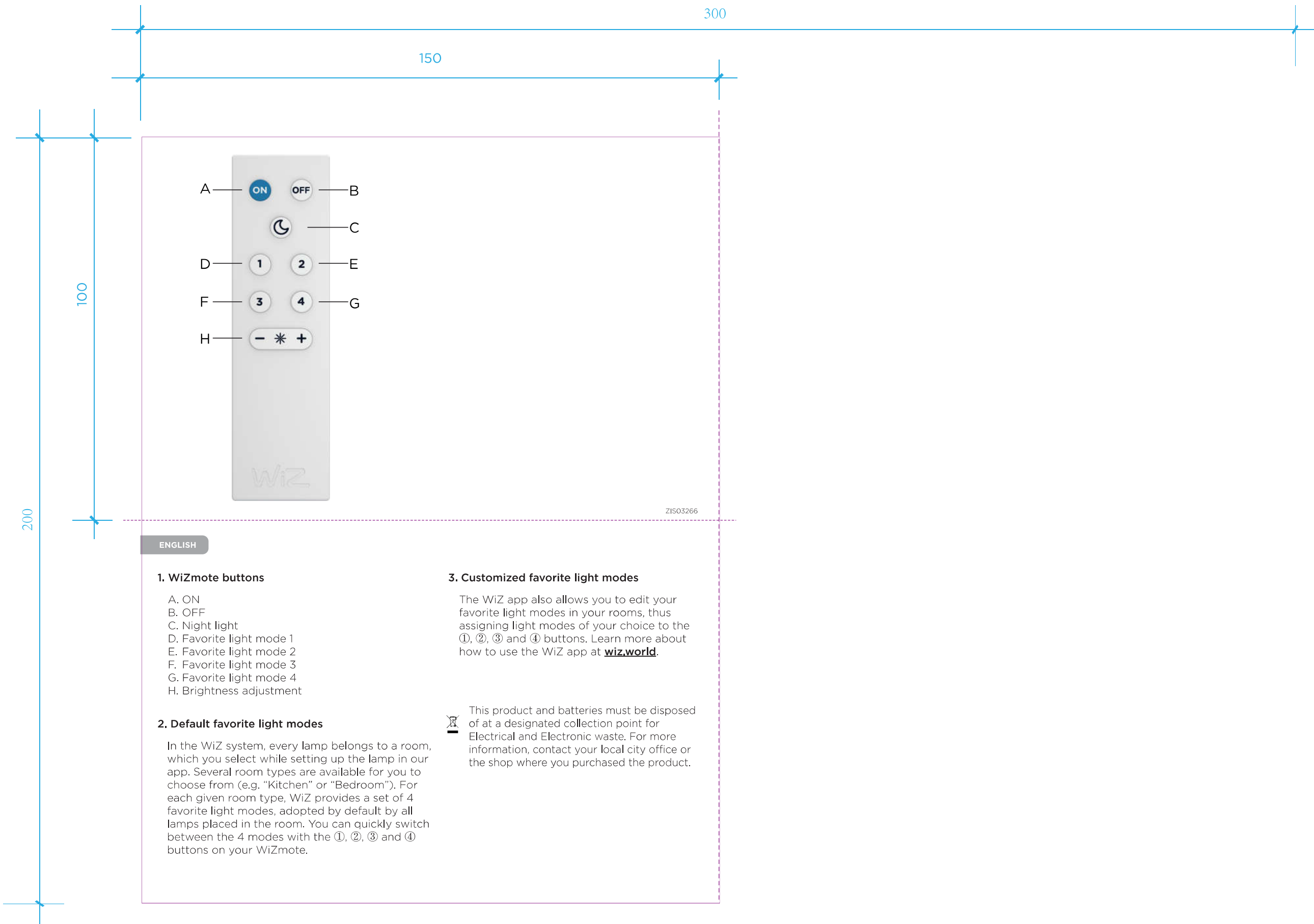
M

Y

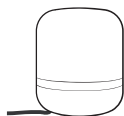
K

Diecut

材质: 规格: 128g 哑铜纸/彩色印刷/三折页

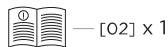
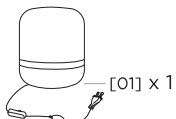


WiZ
magical • simple



Hero

HERWZ-01/US 12.5W 0.18A
120V- 50/60Hz

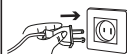


? ➔ wiz.world

①




②



ZIS03048


150x100mm单张单面，64g 轻涂纸，黑白印刷，不装订不覆膜

WiZ
magical • simple



Quest

QUEWZ-01/US 12.5W 0.18A
120V - 50/60Hz

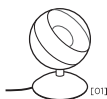


[01] x 1

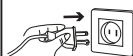


[02] x 1

①



②



wiz.world

ZIS03050

150x100mm单张单面， 64g 轻涂纸， 黑白印刷， 不装订不覆膜

WiZ
magical · simple



Spirit

SPIWZ-01/US 12.5W 0.18A
120V~ 50/60Hz

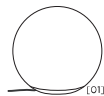


[01] x 1

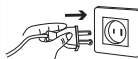


[02] x 1

①



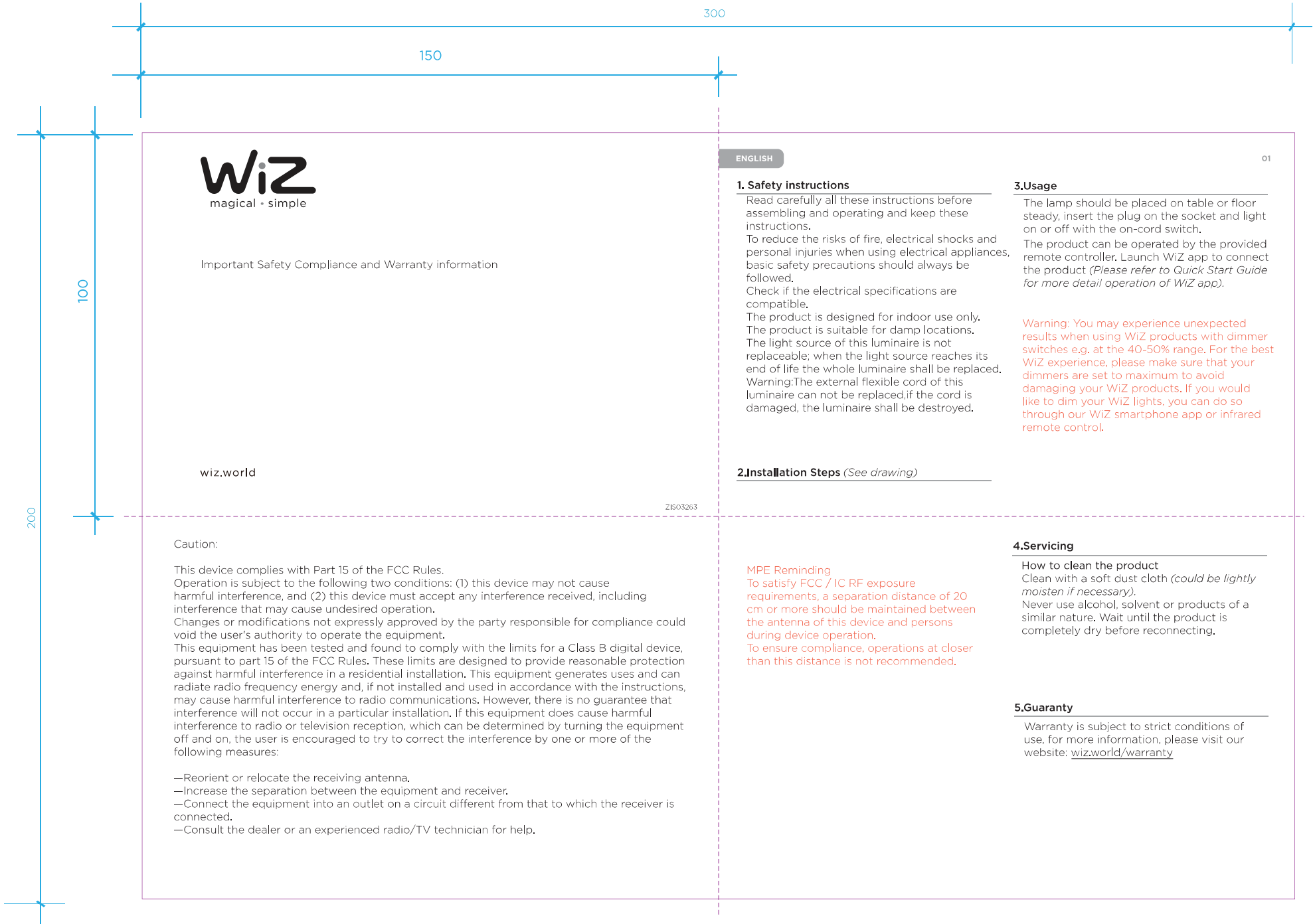
②



? → wiz.world

ZIS03051

150x100mm单张单面，64g 轻涂纸，黑白印刷，不装订不覆膜



150x200mm单张双面， 64g 轻涂纸, 黑白印刷，不装订不覆膜