
ANNEX 1 TO TEST REPORT # EMCC-931028NAC, 2019-10-07

PHOTOGRAPHS OF TEST SETUP

EQUIPMENT UNDER TEST:

Trade Name:	FSC
EUT#, Type, Serial Number(s):	EUT#1, FSC 1/7, 110 EUT#2, FSC 1000, 113
Application:	Paint thickness gauge
FCC ID:	2AMBGMEMW02
Manufacturer:	MICRO-EPSILON Messtechnik GmbH & Co. KG
Address:	Königbacher Str. 15 94496 Ortenburg GERMANY
Phone:	+49 8542 168-673
E-Mail:	Maik.Richter@micro-epsilon.de


RELEVANT STANDARD(S) : 47 CFR § 15.249

MEASUREMENT PROCEDURE: : ANSI C63.10-2013


ILLUSTRATION LIST ANNEX 1

Photograph A1-1: Sample photo of position 1 (hor)	2
Photograph A1-2: Sample photo of position 2 (vert)	2
Photograph A1-3: Conducted emissions	3
Photograph A1-4: Radiated emissions 9 kHz – 30 MHz at 3 m distance	3
Photograph A1-5: Radiated emissions 30 – 1000 MHz at 3 m distance	4
Photograph A1-6: Radiated emissions 1 – 6 GHz at 3 m distance	4
Photograph A1-7: Sample setup photo of radiated emissions 6 – 18 GHz at 1 m distance	5
Photograph A1-8: Radiated emissions 18 – 26.5 GHz at 1 m distance	5
Photograph A1-9: Radiated emissions 26.5 – 40 GHz at 1 m distance	6
Photograph A1-10: Radiated emissions 40 – 50 GHz at 1 m distance	6
Photograph A1-11: Radiated emissions 50 – 75 GHz at close distance	7
Photograph A1-12: Radiated emissions 75 – 100 GHz at close distance	7

Test on MICRO-EPSILON Messtechnik GmbH & Co. KG FSC 1/7 and FSC 1000 to 47 CFR § 15.249




Photograph A1-1: Sample photo of position 1 (hor)




Photograph A1-2: Sample photo of position 2 (vert)

Test on MICRO-EPSILON Messtechnik GmbH & Co. KG FSC 1/7 and FSC 1000 to 47 CFR § 15.249




Photograph A1-3: Conducted emissions




Photograph A1-4: Radiated emissions 9 kHz – 30 MHz at 3 m distance

Test on MICRO-EPSILON Messtechnik GmbH & Co. KG FSC 1/7 and FSC 1000 to 47 CFR § 15.249




Photograph A1-5: Radiated emissions 30 – 1000 MHz at 3 m distance




Photograph A1-6: Radiated emissions 1 – 6 GHz at 3 m distance

Test on MICRO-EPSILON Messtechnik GmbH & Co. KG FSC 1/7 and FSC 1000 to 47 CFR § 15.249




Photograph A1-7: Sample setup photo of radiated emissions 6 – 18 GHz at 1 m distance




Photograph A1-8: Radiated emissions 18 – 26.5 GHz at 1 m distance

Test on MICRO-EPSILON Messtechnik GmbH & Co. KG FSC 1/7 and FSC 1000 to 47 CFR § 15.249




Photograph A1-9: Radiated emissions 26.5 – 40 GHz at 1 m distance




Photograph A1-10: Radiated emissions 40 – 50 GHz at 1 m distance

Test on MICRO-EPSILON Messtechnik GmbH & Co. KG FSC 1/7 and FSC 1000 to 47 CFR § 15.249



Photograph A1-11: Radiated emissions 50 – 75 GHz at close distance



Photograph A1-12: Radiated emissions 75 – 100 GHz at close distance