


## TEST SETUP PHOTOGRAPHS


**Conducted Emissions Front View Charging from Type-C**



**Conducted Emissions Side View Charging from Type-C**



**Conducted Emissions Front View Charging from DC IN**



**Conducted Emissions Side View Charging from DC IN**







**Radiated Emission 30 MHz-1 GHz View Charging from DC IN**




**Radiated Emission 9 kHz-30 MHz Parallel View Charging from DC IN**



**Radiated Emission 9 kHz-30 MHz Perpendicular View Charging from DC IN**



**Radiated Emission 9 kHz-30 MHz Ground-parallel View Charging from DC IN**






**Radiated Emission 30 MHz-1 GHz View Charging from Type-C**



**Radiated Emission 9 kHz-30 MHz Parallel View Charging from Type-C**



**Radiated Emission 9 kHz-30 MHz Perpendicular View Charging from Type-C**




**Radiated Emission 9 kHz-30 MHz Ground-parallel View Charging from Type-C**





**Radiated Emission Above 1GHz View 1-18G Charging from DC IN**



**Radiated Emission Above 1GHz View 18-25G Charging from DC IN**

