】Test Plot 1#: GSM 850_Mid_Body Back

DUT: POS Terminal; Type: N700; Serial: CR22010044-SA-S1

Communication System: Generic GPRS-4 slots; Frequency: 836.6 MHz;Duty Cycle: 1:2
Medium parameters used: f = 836.6 MHz; σ = 0.926 S/m; ε_r = 41.514; ρ = 1000 kg/m^3
Phantom section: Flat Section

DASY5 Configuration:

- Probe: EX3DV4 - SN7329; ConvF(10.06, 10.06, 10.06) @ 836.6 MHz; Calibrated: 2021/12/31
- Sensor-Surface: 1.4mm (Mechanical Surface Detection)
- Electronics: DAE4 Sn1354; Calibrated: 2021/9/1
- Phantom: Twin SAM; Type: Twin SAM V5.0; Serial: TP:1412
- Measurement SW: DASY52, Version 52.10 (2); SEMCAD X Version 14.6.12 (7470)

Area Scan (81x81x1): Interpolated grid: dx=1.500 mm, dy=1.500 mm
Maximum value of SAR (interpolated) = 0.510 W/kg

Zoom Scan (5x5x7)/Cube 0: Measurement grid: dx=8mm, dy=8mm, dz=5mm
Reference Value = 12.90 V/m; Power Drift = -0.08 dB
Peak SAR (extrapolated) = 0.622 W/kg
SAR(1 g) = 0.331 W/kg; SAR(10 g) = 0.190 W/kg
Maximum value of SAR (measured) = 0.504 W/kg

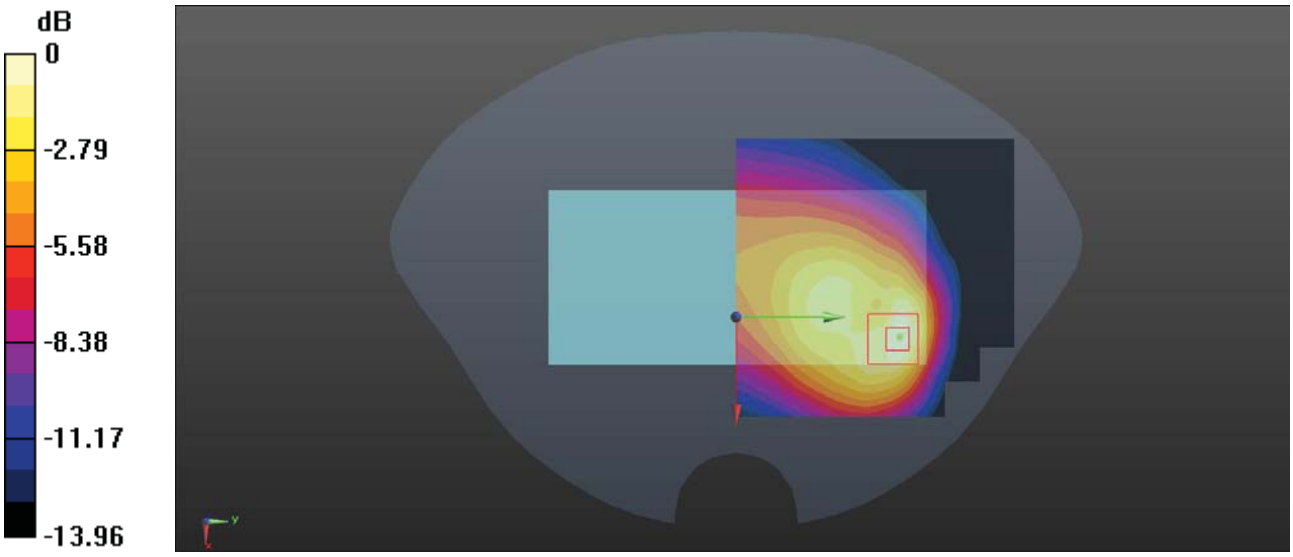

0 dB = 0.504 W/kg = -2.98 dBW/kg

Test Plot 2#: GSM 850_Mid_Body Left

DUT: POS Terminal; Type: N700; Serial: CR22010044-SA-S1

Communication System: Generic GPRS-4 slots; Frequency: 836.6 MHz;Duty Cycle: 1:2
Medium parameters used: f = 836.6 MHz; σ = 0.926 S/m; ε_r = 41.514; ρ = 1000 kg/m^3
Phantom section: Flat Section

DASY5 Configuration:

- Probe: EX3DV4 - SN7329; ConvF(10.06, 10.06, 10.06) @ 836.6 MHz; Calibrated: 2021/12/31
- Sensor-Surface: 1.4mm (Mechanical Surface Detection)
- Electronics: DAE4 Sn1354; Calibrated: 2021/9/1
- Phantom: Twin SAM; Type: Twin SAM V5.0; Serial: TP:1412
- Measurement SW: DASY52, Version 52.10 (2); SEMCAD X Version 14.6.12 (7470)

Area Scan (61x141x1): Interpolated grid: dx=1.500 mm, dy=1.500 mm
Maximum value of SAR (interpolated) = 0.891 W/kg

Zoom Scan (5x5x7)/Cube 0: Measurement grid: dx=8mm, dy=8mm, dz=5mm
Reference Value = 10.05 V/m; Power Drift = 0.19 dB
Peak SAR (extrapolated) = 1.33 W/kg
SAR(1 g) = 0.518 W/kg; SAR(10 g) = 0.229 W/kg
Maximum value of SAR (measured) = 1.01 W/kg

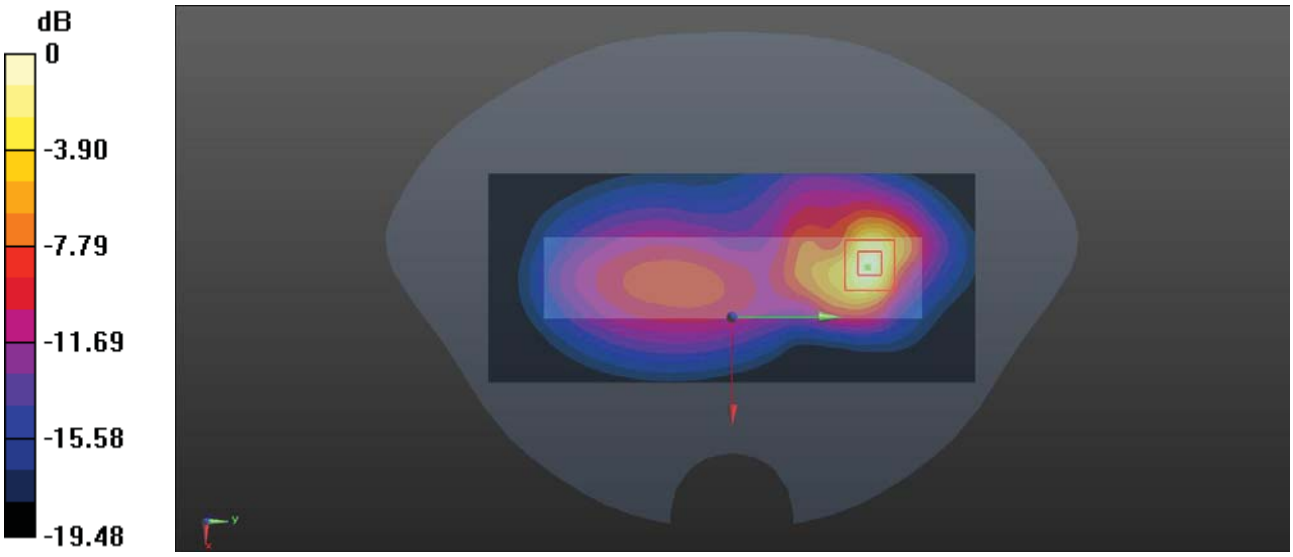

0 dB = 1.01 W/kg = 0.04 dBW/kg

Test Plot 3#: GSM 850_Mid_Body Right

DUT: POS Terminal; Type: N700; Serial: CR22010044-SA-S1

Communication System: Generic GPRS-4 slots; Frequency: 836.6 MHz;Duty Cycle: 1:2
Medium parameters used: f = 836.6 MHz; σ = 0.926 S/m; ε_r = 41.514; ρ = 1000 kg/m^3
Phantom section: Flat Section

DASY5 Configuration:

- Probe: EX3DV4 - SN7329; ConvF(10.06, 10.06, 10.06) @ 836.6 MHz; Calibrated: 2021/12/31
- Sensor-Surface: 1.4mm (Mechanical Surface Detection)
- Electronics: DAE4 Sn1354; Calibrated: 2021/9/1
- Phantom: Twin SAM; Type: Twin SAM V5.0; Serial: TP:1412
- Measurement SW: DASY52, Version 52.10 (2); SEMCAD X Version 14.6.12 (7470)

Area Scan (61x141x1): Interpolated grid: dx=1.500 mm, dy=1.500 mm
Maximum value of SAR (interpolated) = 0.295 W/kg

Zoom Scan (5x5x7)/Cube 0: Measurement grid: dx=8mm, dy=8mm, dz=5mm
Reference Value = 15.00 V/m; Power Drift = -0.09 dB
Peak SAR (extrapolated) = 0.335 W/kg
SAR(1 g) = 0.218 W/kg; SAR(10 g) = 0.150 W/kg
Maximum value of SAR (measured) = 0.289 W/kg

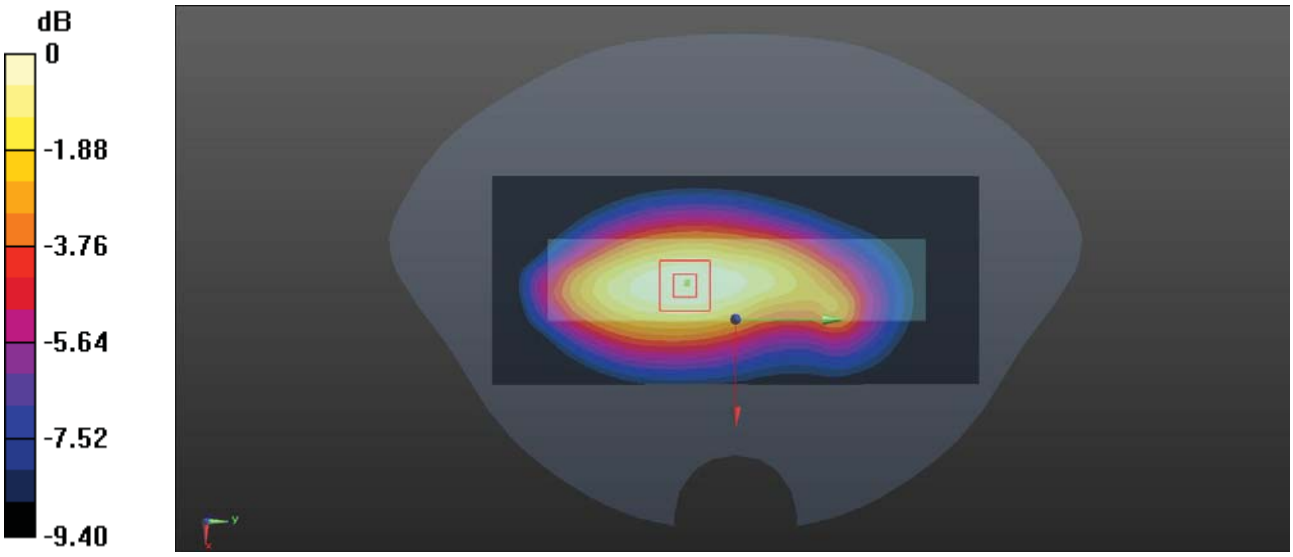

0 dB = 0.289 W/kg = -5.39 dBW/kg

Test Plot 4#: GSM 850_Mid_Body Top

DUT: POS Terminal; Type: N700; Serial: CR22010044-SA-S1

Communication System: Generic GPRS-4 slots; Frequency: 836.6 MHz;Duty Cycle: 1:2
Medium parameters used: f = 836.6 MHz; σ = 0.926 S/m; ε_r = 41.514; ρ = 1000 kg/m^3
Phantom section: Flat Section

DASY5 Configuration:

- Probe: EX3DV4 - SN7329; ConvF(10.06, 10.06, 10.06) @ 836.6 MHz; Calibrated: 2021/12/31
- Sensor-Surface: 1.4mm (Mechanical Surface Detection)
- Electronics: DAE4 Sn1354; Calibrated: 2021/9/1
- Phantom: Twin SAM; Type: Twin SAM V5.0; Serial: TP:1412
- Measurement SW: DASY52, Version 52.10 (2); SEMCAD X Version 14.6.12 (7470)

Area Scan (61x81x1): Interpolated grid: dx=1.500 mm, dy=1.500 mm
Maximum value of SAR (interpolated) = 0.628 W/kg

Zoom Scan (5x5x7)/Cube 0: Measurement grid: dx=8mm, dy=8mm, dz=5mm
Reference Value = 18.64 V/m; Power Drift = -0.01 dB
Peak SAR (extrapolated) = 1.08 W/kg
SAR(1 g) = 0.417 W/kg; SAR(10 g) = 0.218 W/kg
Maximum value of SAR (measured) = 0.702 W/kg

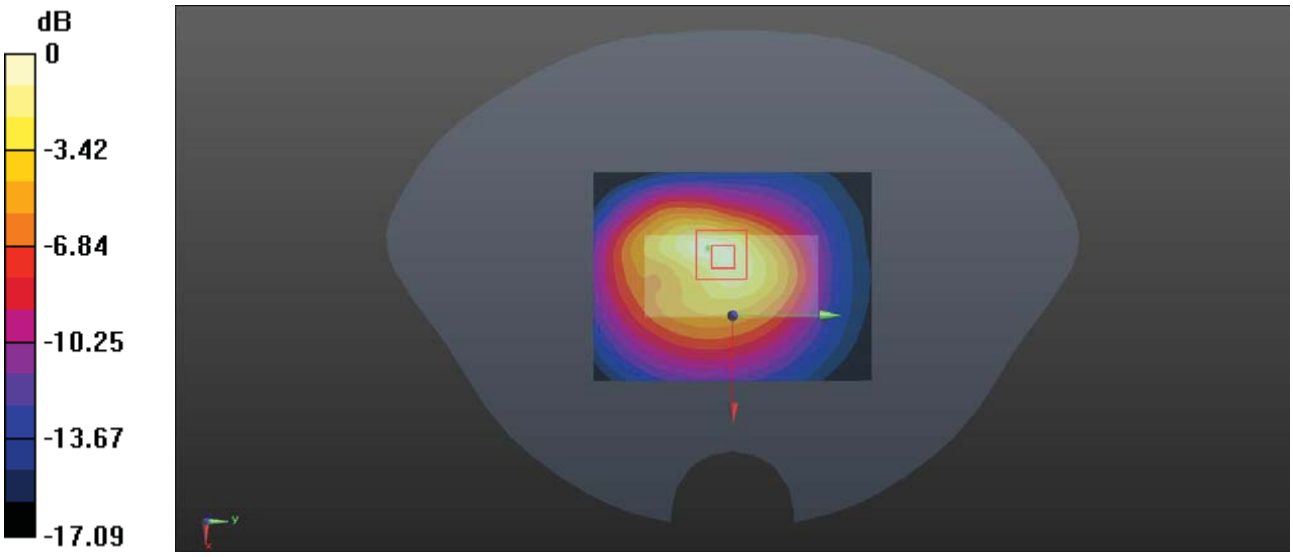

0 dB = 0.702 W/kg = -1.54 dBW/kg

Test Plot 5#: PCS 1900_Mid_Body Back

DUT: POS Terminal; Type: N700; Serial: CR22010044-SA-S1

Communication System: Generic GPRS-4 slots; Frequency: 1880 MHz;Duty Cycle: 1:2
Medium parameters used: f = 1880 MHz; σ = 1.403 S/m; ε_r = 39.978; ρ = 1000 kg/m^3
Phantom section: Flat Section

DASY5 Configuration:

- Probe: EX3DV4 - SN7329; ConvF(8, 8, 8) @ 1880 MHz; Calibrated: 2021/12/31
- Sensor-Surface: 1.4mm (Mechanical Surface Detection)
- Electronics: DAE4 Sn1354; Calibrated: 2021/9/1
- Phantom: Twin SAM; Type: Twin SAM V5.0; Serial: TP:1412
- Measurement SW: DASY52, Version 52.10 (2); SEMCAD X Version 14.6.12 (7470)

Area Scan (81x81x1): Interpolated grid: dx=1.500 mm, dy=1.500 mm
Maximum value of SAR (interpolated) = 0.369 W/kg

Zoom Scan (5x5x7)/Cube 0: Measurement grid: dx=8mm, dy=8mm, dz=5mm
Reference Value = 3.682 V/m; Power Drift = 0.16 dB
Peak SAR (extrapolated) = 0.439 W/kg
SAR(1 g) = 0.220 W/kg; SAR(10 g) = 0.120 W/kg
Maximum value of SAR (measured) = 0.342 W/kg

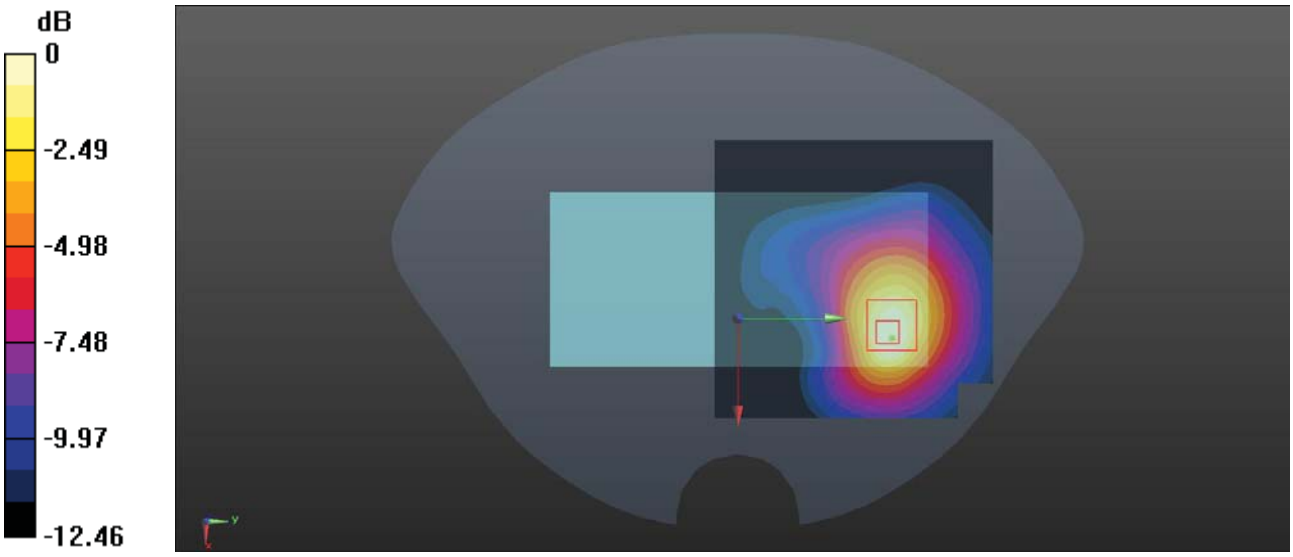

0 dB = 0.342 W/kg = -4.66 dBW/kg

Test Plot 6#: PCS 1900_Mid_Body Left

DUT: POS Terminal; Type: N700; Serial: CR22010044-SA-S1

Communication System: Generic GPRS-4 slots; Frequency: 1880 MHz;Duty Cycle: 1:2
Medium parameters used: f = 1880 MHz; σ = 1.403 S/m; ε_r = 39.978; ρ = 1000 kg/m^3
Phantom section: Flat Section

DASY5 Configuration:

- Probe: EX3DV4 - SN7329; ConvF(8, 8, 8) @ 1880 MHz; Calibrated: 2021/12/31
- Sensor-Surface: 1.4mm (Mechanical Surface Detection)
- Electronics: DAE4 Sn1354; Calibrated: 2021/9/1
- Phantom: Twin SAM; Type: Twin SAM V5.0; Serial: TP:1412
- Measurement SW: DASY52, Version 52.10 (2); SEMCAD X Version 14.6.12 (7470)

Area Scan (51x121x1): Interpolated grid: dx=1.500 mm, dy=1.500 mm
Maximum value of SAR (interpolated) = 0.391 W/kg

Zoom Scan (5x5x7)/Cube 0: Measurement grid: dx=8mm, dy=8mm, dz=5mm
Reference Value = 6.163 V/m; Power Drift = -0.04 dB
Peak SAR (extrapolated) = 0.498 W/kg
SAR(1 g) = 0.230 W/kg; SAR(10 g) = 0.113 W/kg
Maximum value of SAR (measured) = 0.383 W/kg

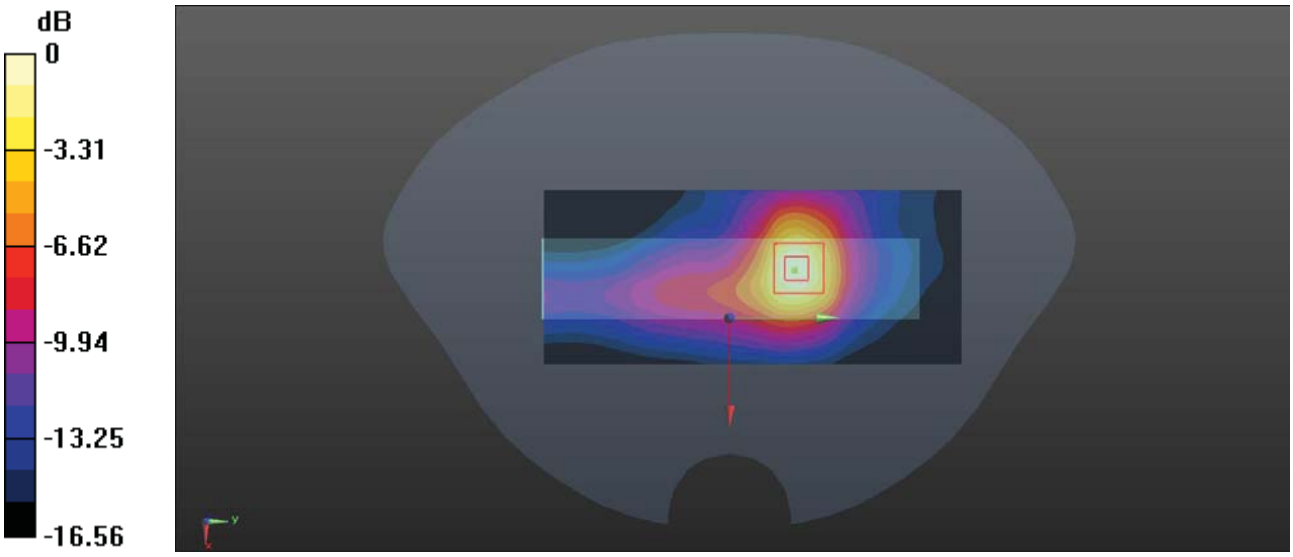

0 dB = 0.383 W/kg = -4.17 dBW/kg

Test Plot 7#: PCS 1900_Mid_Body Right

DUT: POS Terminal; Type: N700; Serial: CR22010044-SA-S1

Communication System: Generic GPRS-4 slots; Frequency: 1880 MHz;Duty Cycle: 1:2
Medium parameters used: f = 1880 MHz; σ = 1.403 S/m; ε_r = 39.978; ρ = 1000 kg/m^3
Phantom section: Flat Section

DASY5 Configuration:

- Probe: EX3DV4 - SN7329; ConvF(8, 8, 8) @ 1880 MHz; Calibrated: 2021/12/31
- Sensor-Surface: 1.4mm (Mechanical Surface Detection)
- Electronics: DAE4 Sn1354; Calibrated: 2021/9/1
- Phantom: Twin SAM; Type: Twin SAM V5.0; Serial: TP:1412
- Measurement SW: DASY52, Version 52.10 (2); SEMCAD X Version 14.6.12 (7470)

Area Scan (51x121x1): Interpolated grid: dx=1.500 mm, dy=1.500 mm
Maximum value of SAR (interpolated) = 0.0204 W/kg

Zoom Scan (5x5x7)/Cube 0: Measurement grid: dx=8mm, dy=8mm, dz=5mm
Reference Value = 2.670 V/m; Power Drift = 0.11 dB
Peak SAR (extrapolated) = 0.0240 W/kg
SAR(1 g) = 0.015 W/kg; SAR(10 g) = 0.011 W/kg
Maximum value of SAR (measured) = 0.0202 W/kg

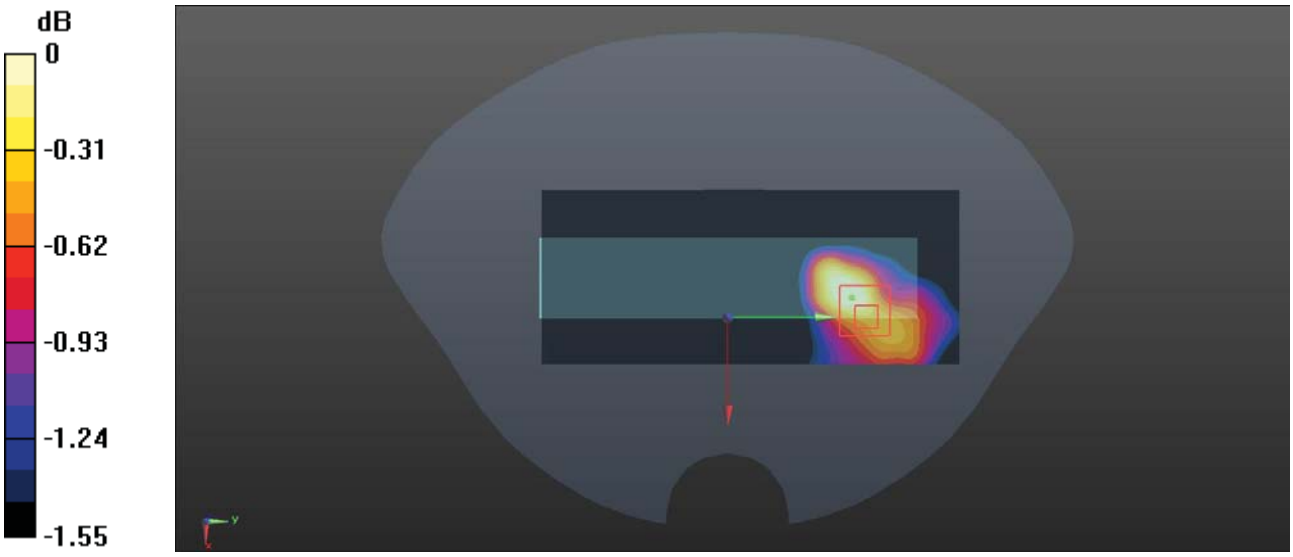

0 dB = 0.0202 W/kg = -16.95 dBW/kg

Test Plot 8#: PCS 1900_Mid_Body Top

DUT: POS Terminal; Type: N700; Serial: CR22010044-SA-S1

Communication System: Generic GPRS-4 slots; Frequency: 1880 MHz;Duty Cycle: 1:2
Medium parameters used: f = 1880 MHz; σ = 1.403 S/m; ε_r = 39.978; ρ = 1000 kg/m^3
Phantom section: Flat Section

DASY5 Configuration:

- Probe: EX3DV4 - SN7329; ConvF(8, 8, 8) @ 1880 MHz; Calibrated: 2021/12/31
- Sensor-Surface: 1.4mm (Mechanical Surface Detection)
- Electronics: DAE4 Sn1354; Calibrated: 2021/9/1
- Phantom: Twin SAM; Type: Twin SAM V5.0; Serial: TP:1412
- Measurement SW: DASY52, Version 52.10 (2); SEMCAD X Version 14.6.12 (7470)

Area Scan (61x81x1): Interpolated grid: dx=1.500 mm, dy=1.500 mm
Maximum value of SAR (interpolated) = 0.635 W/kg

Zoom Scan (5x5x7)/Cube 0: Measurement grid: dx=8mm, dy=8mm, dz=5mm
Reference Value = 15.27 V/m; Power Drift = -0.14 dB
Peak SAR (extrapolated) = 0.714 W/kg
SAR(1 g) = 0.414 W/kg; SAR(10 g) = 0.233 W/kg
Maximum value of SAR (measured) = 0.605 W/kg

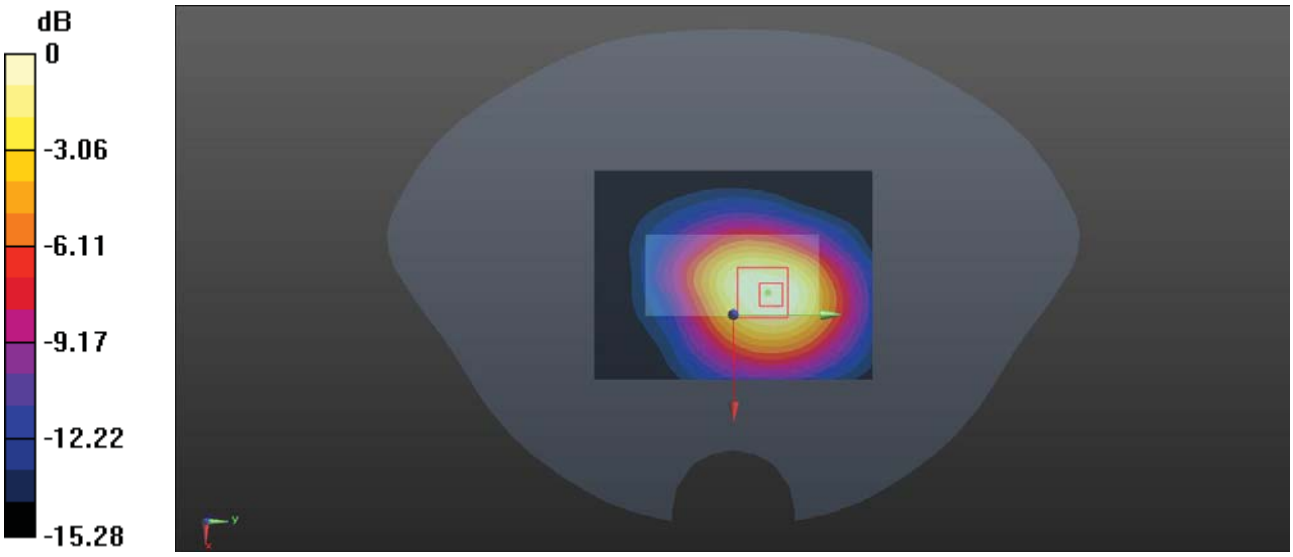

0 dB = 0.605 W/kg = -2.18 dBW/kg

Test Plot 9#: WCDMA Band 2_Mid_Body Back

DUT: POS Terminal; Type: N700; Serial: CR22010044-SA-S1

Communication System: WCDMA; Frequency: 1880 MHz;Duty Cycle: 1:1
Medium parameters used: f = 1880 MHz; σ = 1.403 S/m; ε_r = 39.978; ρ = 1000 kg/m^3
Phantom section: Flat Section

DASY5 Configuration:

- Probe: EX3DV4 - SN7329; ConvF(8, 8, 8) @ 1880 MHz; Calibrated: 2021/12/31
- Sensor-Surface: 1.4mm (Mechanical Surface Detection)
- Electronics: DAE4 Sn1354; Calibrated: 2021/9/1
- Phantom: Twin SAM; Type: Twin SAM V5.0; Serial: TP:1412
- Measurement SW: DASY52, Version 52.10 (2); SEMCAD X Version 14.6.12 (7470)

Area Scan (81x141x1): Interpolated grid: dx=1.500 mm, dy=1.500 mm
Maximum value of SAR (interpolated) = 0.543 W/kg

Zoom Scan (5x5x7)/Cube 0: Measurement grid: dx=8mm, dy=8mm, dz=5mm
Reference Value = 5.774 V/m; Power Drift = -0.14 dB
Peak SAR (extrapolated) = 0.642 W/kg
SAR(1 g) = 0.435 W/kg; SAR(10 g) = 0.259 W/kg
Maximum value of SAR (measured) = 0.558 W/kg

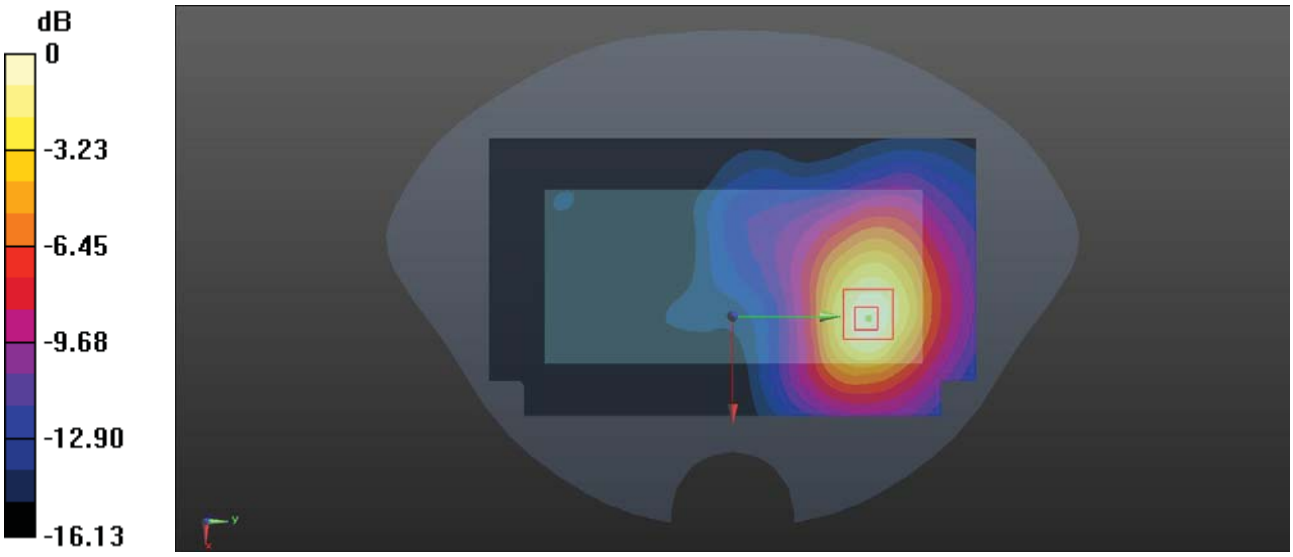

0 dB = 0.558 W/kg = -2.53 dBW/kg

Test Plot 10#: WCDMA Band 2_Mid_Body Left

DUT: POS Terminal; Type: N700; Serial: CR22010044-SA-S1

Communication System: WCDMA; Frequency: 1880 MHz;Duty Cycle: 1:1
Medium parameters used: f = 1880 MHz; σ = 1.403 S/m; ε_r = 39.978; ρ = 1000 kg/m^3
Phantom section: Flat Section

DASY5 Configuration:

- Probe: EX3DV4 - SN7329; ConvF(8, 8, 8) @ 1880 MHz; Calibrated: 2021/12/31
- Sensor-Surface: 1.4mm (Mechanical Surface Detection)
- Electronics: DAE4 Sn1354; Calibrated: 2021/9/1
- Phantom: Twin SAM; Type: Twin SAM V5.0; Serial: TP:1412
- Measurement SW: DASY52, Version 52.10 (2); SEMCAD X Version 14.6.12 (7470)

Area Scan (61x141x1): Interpolated grid: dx=1.500 mm, dy=1.500 mm
Maximum value of SAR (interpolated) = 0.906 W/kg

Zoom Scan (5x5x7)/Cube 0: Measurement grid: dx=8mm, dy=8mm, dz=5mm
Reference Value = 4.872 V/m; Power Drift = 0.15 dB
Peak SAR (extrapolated) = 0.953 W/kg
SAR(1 g) = 0.625 W/kg; SAR(10 g) = 0.265 W/kg
Maximum value of SAR (measured) = 0.902 W/kg

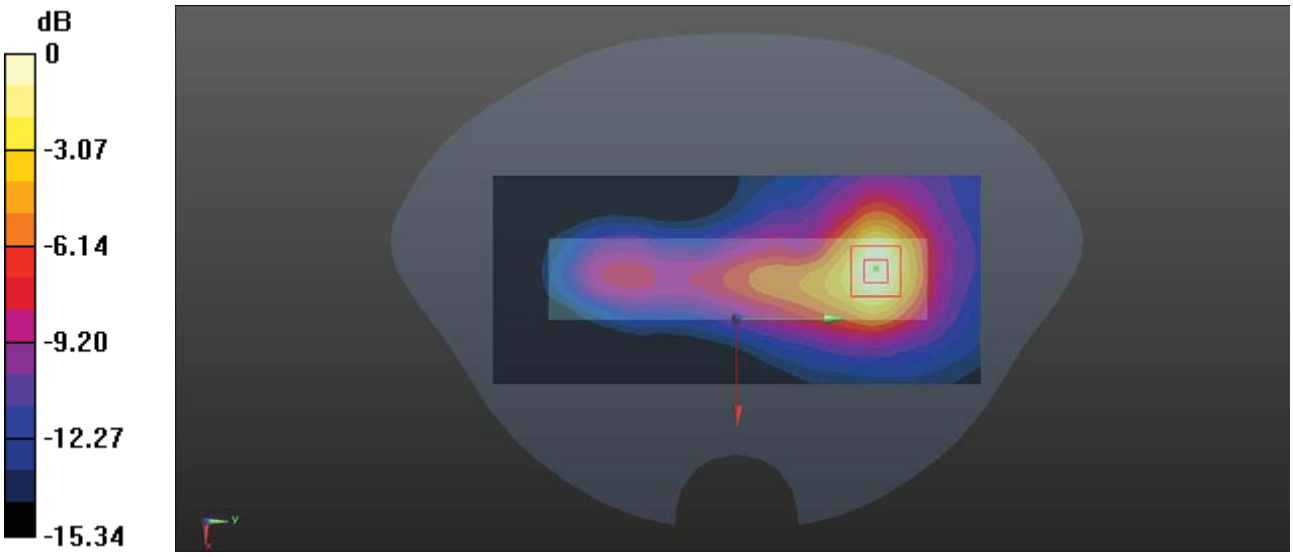

0 dB = 0.902 W/kg = -0.45 dBW/kg

Test Plot 11#: WCDMA Band 2_Mid_Body Right

DUT: POS Terminal; Type: N700; Serial: CR22010044-SA-S1

Communication System: WCDMA; Frequency: 1880 MHz;Duty Cycle: 1:1
Medium parameters used: f = 1880 MHz; σ = 1.403 S/m; ε_r = 39.978; ρ = 1000 kg/m^3
Phantom section: Flat Section

DASY5 Configuration:

- Probe: EX3DV4 - SN7329; ConvF(8, 8, 8) @ 1880 MHz; Calibrated: 2021/12/31
- Sensor-Surface: 1.4mm (Mechanical Surface Detection)
- Electronics: DAE4 Sn1354; Calibrated: 2021/9/1
- Phantom: Twin SAM; Type: Twin SAM V5.0; Serial: TP:1412
- Measurement SW: DASY52, Version 52.10 (2); SEMCAD X Version 14.6.12 (7470)

Area Scan (61x71x1): Interpolated grid: dx=1.500 mm, dy=1.500 mm
Maximum value of SAR (interpolated) = 0.0889 W/kg

Zoom Scan (5x5x7)/Cube 0: Measurement grid: dx=8mm, dy=8mm, dz=5mm
Reference Value = 5.906 V/m; Power Drift = 0.11 dB
Peak SAR (extrapolated) = 0.105 W/kg
SAR(1 g) = 0.064 W/kg; SAR(10 g) = 0.041 W/kg
Maximum value of SAR (measured) = 0.0896 W/kg

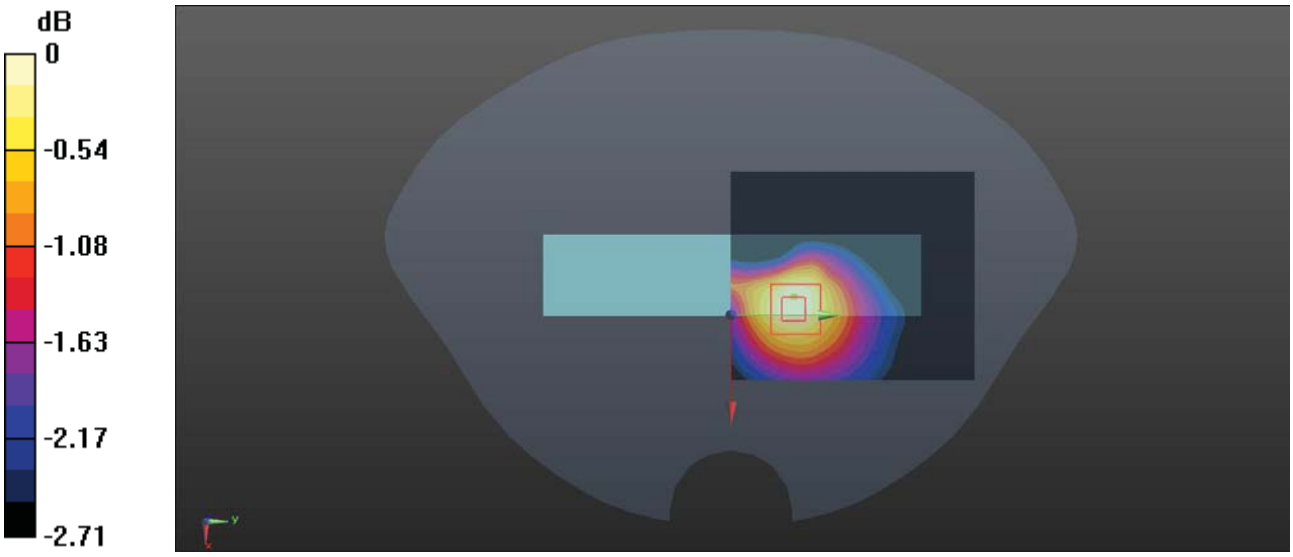

0 dB = 0.0896 W/kg = -10.48 dBW/kg

Test Plot 12#: WCDMA Band 2_Mid_Body Top

DUT: POS Terminal; Type: N700; Serial: CR22010044-SA-S1

Communication System: WCDMA; Frequency: 1880 MHz;Duty Cycle: 1:1
Medium parameters used: f = 1880 MHz; σ = 1.403 S/m; ε_r = 39.978; ρ = 1000 kg/m^3
Phantom section: Flat Section

DASY5 Configuration:

- Probe: EX3DV4 - SN7329; ConvF(8, 8, 8) @ 1880 MHz; Calibrated: 2021/12/31
- Sensor-Surface: 1.4mm (Mechanical Surface Detection)
- Electronics: DAE4 Sn1354; Calibrated: 2021/9/1
- Phantom: Twin SAM; Type: Twin SAM V5.0; Serial: TP:1412
- Measurement SW: DASY52, Version 52.10 (2); SEMCAD X Version 14.6.12 (7470)

Area Scan (61x81x1): Interpolated grid: dx=1.500 mm, dy=1.500 mm
Maximum value of SAR (interpolated) = 1.02 W/kg

Zoom Scan (5x5x7)/Cube 0: Measurement grid: dx=8mm, dy=8mm, dz=5mm
Reference Value = 10.89 V/m; Power Drift = 0.15 dB
Peak SAR (extrapolated) = 1.28 W/kg
SAR(1 g) = 0.676 W/kg; SAR(10 g) = 0.325 W/kg
Maximum value of SAR (measured) = 1.05 W/kg

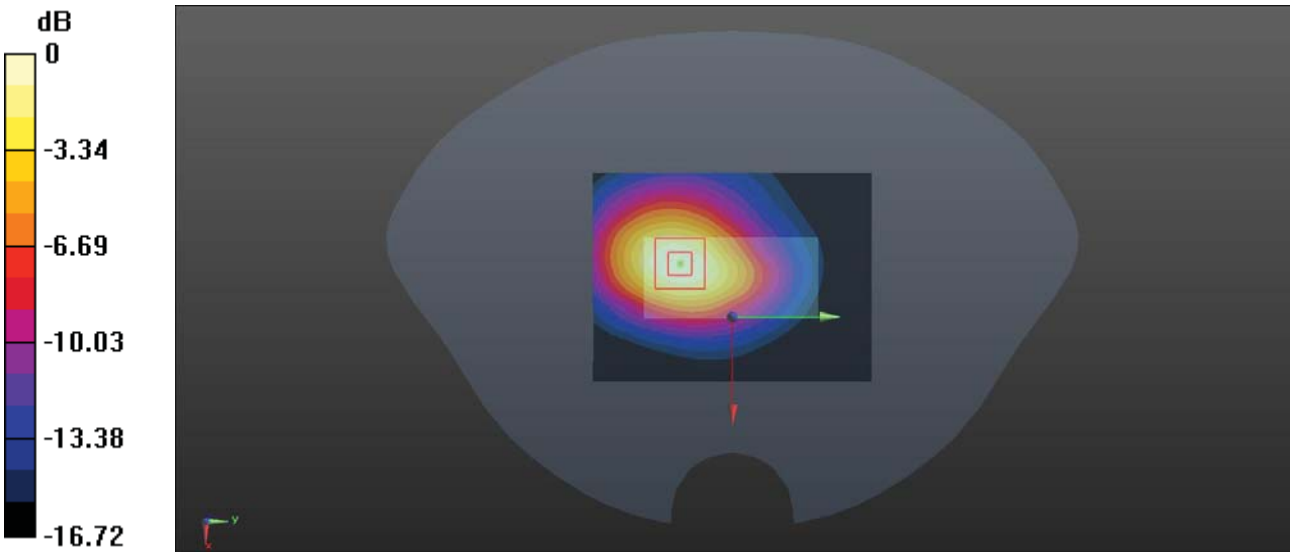

0 dB = 1.05 W/kg = 0.21 dBW/kg

Test Plot 13#: WCDMA Band 4_Mid_Body Back

DUT: POS Terminal; Type: N700; Serial: CR22010044-SA-S1

Communication System: WCDMA; Frequency: 1732.6 MHz;Duty Cycle: 1:1
Medium parameters used (interpolated): f = 1732.6 MHz; σ = 1.341 S/m; ε_r = 40.207; ρ = 1000 kg/m^3
Phantom section: Flat Section

DASY5 Configuration:

- Probe: EX3DV4 - SN7329; ConvF(8.23, 8.23, 8.23) @ 1732.5 MHz; Calibrated: 2021/12/31
- Sensor-Surface: 1.4mm (Mechanical Surface Detection)
- Electronics: DAE4 Sn1354; Calibrated: 2021/9/1
- Phantom: Twin SAM; Type: Twin SAM V5.0; Serial: TP:1412
- Measurement SW: DASY52, Version 52.10 (2); SEMCAD X Version 14.6.12 (7470)

Area Scan (81x141x1): Interpolated grid: dx=1.500 mm, dy=1.500 mm
Maximum value of SAR (interpolated) = 0.585 W/kg

Zoom Scan (5x5x7)/Cube 0: Measurement grid: dx=8mm, dy=8mm, dz=5mm
Reference Value = 5.814 V/m; Power Drift = 0.11 dB
Peak SAR (extrapolated) = 0.818 W/kg
SAR(1 g) = 0.420 W/kg; SAR(10 g) = 0.227 W/kg
Maximum value of SAR (measured) = 0.612 W/kg

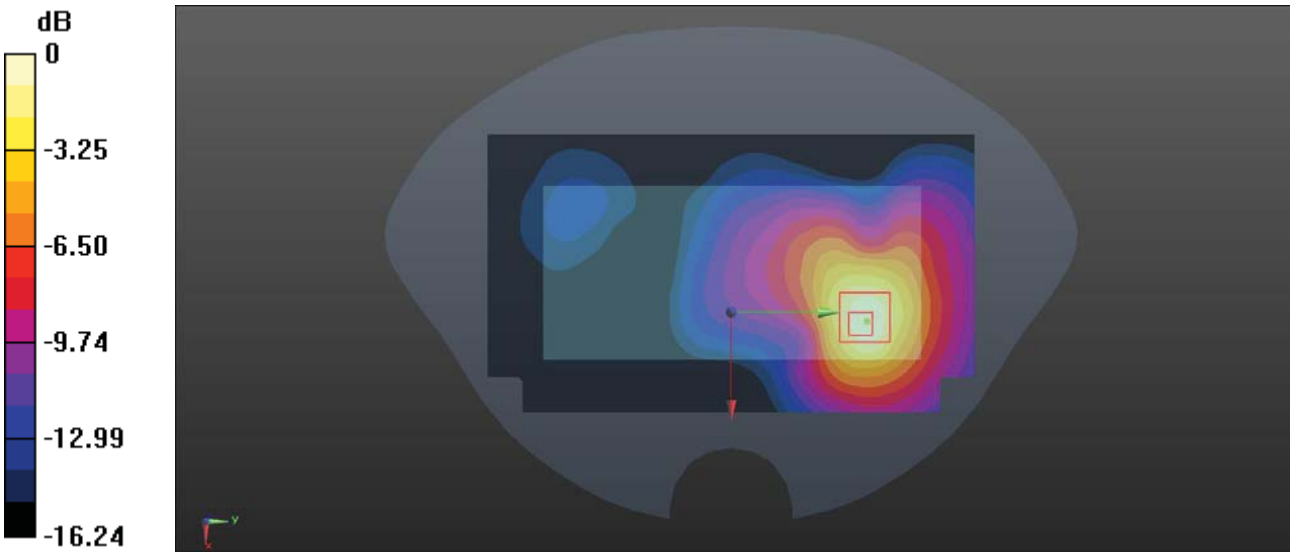

0 dB = 0.612 W/kg = -2.13 dBW/kg

Test Plot 14#: WCDMA Band 4 Low_ Body Left

DUT: POS Terminal; Type: N700; Serial: CR22010044-SA-S1

Communication System: WCDMA; Frequency: 1712.4 MHz;Duty Cycle: 1:1
Medium parameters used: f = 1712.4 MHz; σ = 1.317 S/m; ε_r = 40.241; ρ = 1000 kg/m^3
Phantom section: Flat Section

DASY5 Configuration:

- Probe: EX3DV4 - SN7329; ConvF(8.23, 8.23, 8.23) @ 1712.4 MHz; Calibrated: 2021/12/31
- Sensor-Surface: 1.4mm (Mechanical Surface Detection)
- Electronics: DAE4 Sn1354; Calibrated: 2021/9/1
- Phantom: Twin SAM; Type: Twin SAM V5.0; Serial: TP:1412
- Measurement SW: DASY52, Version 52.10 (2); SEMCAD X Version 14.6.12 (7470)

Area Scan (61x141x1): Interpolated grid: dx=1.500 mm, dy=1.500 mm
Maximum value of SAR (interpolated) = 1.40 W/kg

Zoom Scan (5x5x7)/Cube 0: Measurement grid: dx=8mm, dy=8mm, dz=5mm
Reference Value = 9.485 V/m; Power Drift = 0.05 dB
Peak SAR (extrapolated) = 1.94 W/kg
SAR(1 g) = 0.855 W/kg; SAR(10 g) = 0.414 W/kg
Maximum value of SAR (measured) = 1.49 W/kg

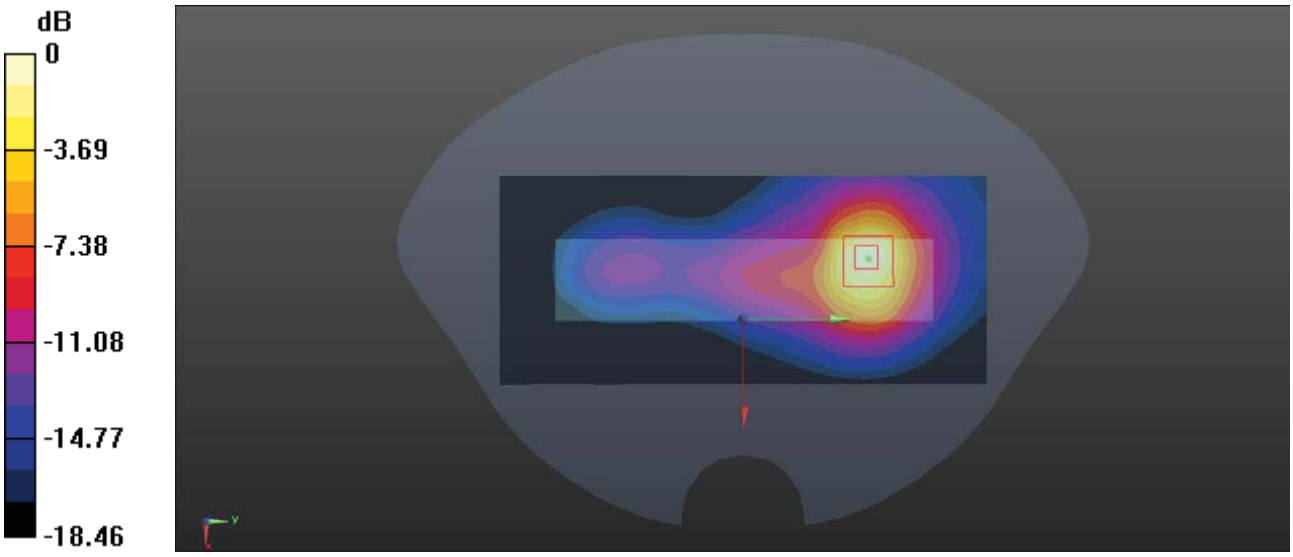

0 dB = 1.49 W/kg = 1.73 dBW/kg

Test Plot 15#: WCDMA Band 4_Mid_Body Left

DUT: POS Terminal; Type: N700; Serial: CR22010044-SA-S1

Communication System: WCDMA; Frequency: 1732.6 MHz;Duty Cycle: 1:1
Medium parameters used (interpolated): f = 1732.6 MHz; σ = 1.341 S/m; ε_r = 40.207; ρ = 1000 kg/m^3
Phantom section: Flat Section

DASY5 Configuration:

- Probe: EX3DV4 - SN7329; ConvF(8.23, 8.23, 8.23) @ 1732.6 MHz; Calibrated: 2021/12/31
- Sensor-Surface: 1.4mm (Mechanical Surface Detection)
- Electronics: DAE4 Sn1354; Calibrated: 2021/9/1
- Phantom: Twin SAM; Type: Twin SAM V5.0; Serial: TP:1412
- Measurement SW: DASY52, Version 52.10 (2); SEMCAD X Version 14.6.12 (7470)

Area Scan (61x141x1): Interpolated grid: dx=1.500 mm, dy=1.500 mm
Maximum value of SAR (interpolated) = 1.31 W/kg

Zoom Scan (5x5x7)/Cube 0: Measurement grid: dx=8mm, dy=8mm, dz=5mm
Reference Value = 9.308 V/m; Power Drift = 0.02 dB
Peak SAR (extrapolated) = 1.82 W/kg
SAR(1 g) = 0.799 W/kg; SAR(10 g) = 0.384 W/kg
Maximum value of SAR (measured) = 1.39 W/kg

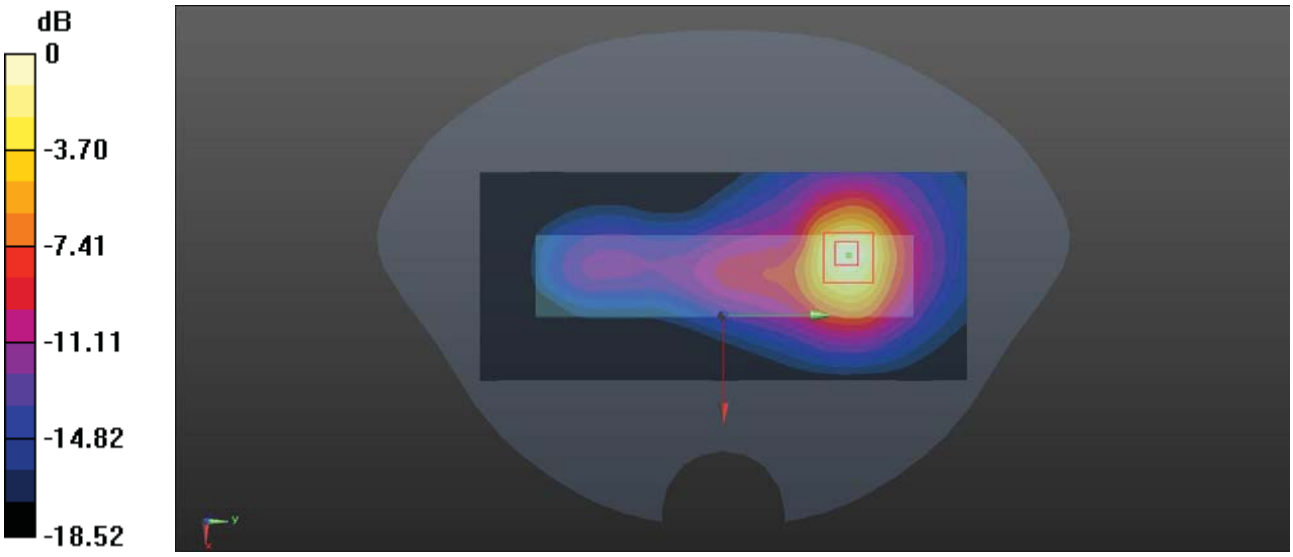

0 dB = 1.39 W/kg = 1.43 dBW/kg

Test Plot 16#: WCDMA Band 4 High_ Body Left

DUT: POS Terminal; Type: N700; Serial: CR22010044-SA-S1

Communication System: WCDMA; Frequency: 1752.6 MHz;Duty Cycle: 1:1
Medium parameters used: f = 1752.6 MHz; σ = 1.374 S/m; ε_r = 40.165; ρ = 1000 kg/m^3
Phantom section: Flat Section

DASY5 Configuration:

- Probe: EX3DV4 - SN7329; ConvF(8.23, 8.23, 8.23) @ 1752.6 MHz; Calibrated: 2021/12/31
- Sensor-Surface: 1.4mm (Mechanical Surface Detection)
- Electronics: DAE4 Sn1354; Calibrated: 2021/9/1
- Phantom: Twin SAM; Type: Twin SAM V5.0; Serial: TP:1412
- Measurement SW: DASY52, Version 52.10 (2); SEMCAD X Version 14.6.12 (7470)

Area Scan (61x141x1): Interpolated grid: dx=1.500 mm, dy=1.500 mm
Maximum value of SAR (interpolated) = 1.29 W/kg

Zoom Scan (5x5x7)/Cube 0: Measurement grid: dx=8mm, dy=8mm, dz=5mm
Reference Value = 9.364 V/m; Power Drift = 0.09 dB
Peak SAR (extrapolated) = 1.77 W/kg
SAR(1 g) = 0.783 W/kg; SAR(10 g) = 0.376 W/kg
Maximum value of SAR (measured) = 1.37 W/kg

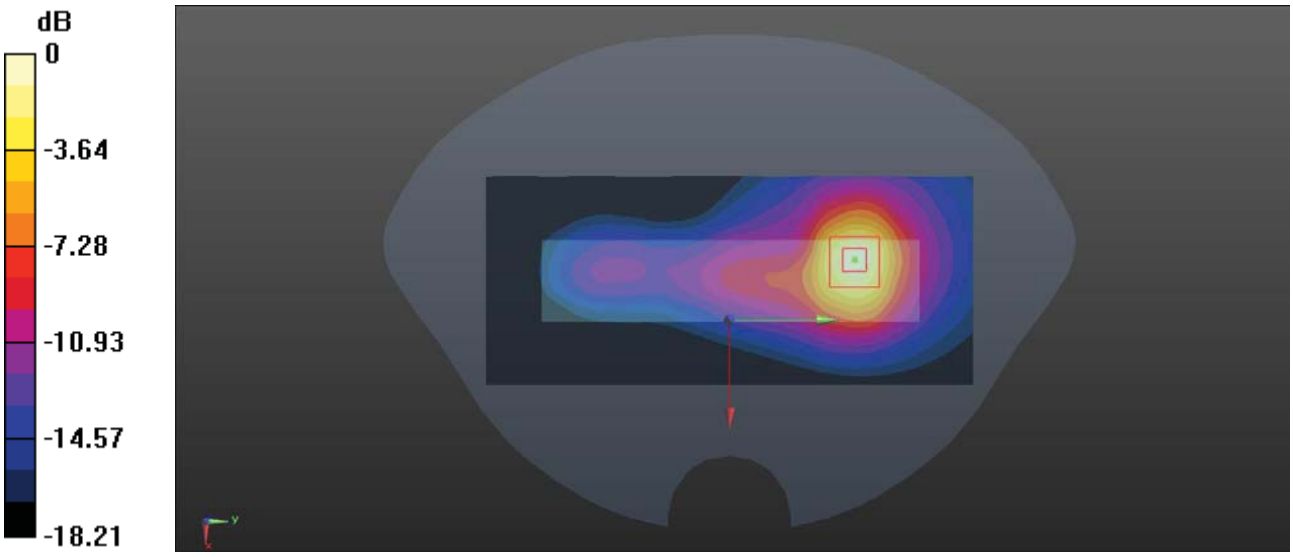

0 dB = 1.37 W/kg = 1.37 dBW/kg

Test Plot 17#: WCDMA Band 4_Mid_Body Right

DUT: POS Terminal; Type: N700; Serial: CR22010044-SA-S1

Communication System: WCDMA; Frequency: 1732.6 MHz;Duty Cycle: 1:1
Medium parameters used (interpolated): f = 1732.6 MHz; σ = 1.341 S/m; ε_r = 40.207; ρ = 1000 kg/m^3
Phantom section: Flat Section

DASY5 Configuration:

- Probe: EX3DV4 - SN7329; ConvF(8.23, 8.23, 8.23) @ 1732.6 MHz; Calibrated: 2021/12/31
- Sensor-Surface: 1.4mm (Mechanical Surface Detection)
- Electronics: DAE4 Sn1354; Calibrated: 2021/9/1
- Phantom: Twin SAM; Type: Twin SAM V5.0; Serial: TP:1412
- Measurement SW: DASY52, Version 52.10 (2); SEMCAD X Version 14.6.12 (7470)

Area Scan (41x141x1): Interpolated grid: dx=1.500 mm, dy=1.500 mm
Maximum value of SAR (interpolated) = 0.132 W/kg

Zoom Scan (5x5x7)/Cube 0: Measurement grid: dx=8mm, dy=8mm, dz=5mm
Reference Value = 4.093 V/m; Power Drift = 0.12 dB
Peak SAR (extrapolated) = 0.177 W/kg
SAR(1 g) = 0.081 W/kg; SAR(10 g) = 0.046 W/kg
Maximum value of SAR (measured) = 0.128 W/kg

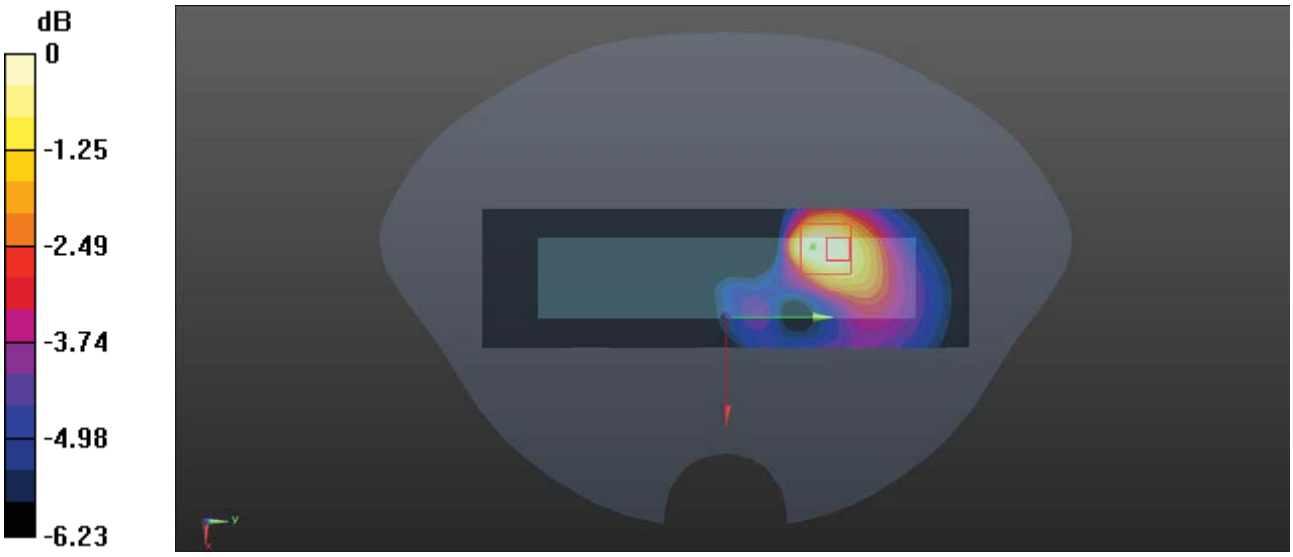

0 dB = 0.128 W/kg = -8.93 dBW/kg

Test Plot 18#: WCDMA Band 4_Mid_Body Top

DUT: POS Terminal; Type: N700; Serial: CR22010044-SA-S1

Communication System: WCDMA; Frequency: 1732.6 MHz;Duty Cycle: 1:1
Medium parameters used (interpolated): f = 1732.6 MHz; σ = 1.341 S/m; ε_r = 40.207; ρ = 1000 kg/m^3
Phantom section: Flat Section

DASY5 Configuration:

- Probe: EX3DV4 - SN7329; ConvF(8.23, 8.23, 8.23) @ 1732.6 MHz; Calibrated: 2021/12/31
- Sensor-Surface: 1.4mm (Mechanical Surface Detection)
- Electronics: DAE4 Sn1354; Calibrated: 2021/9/1
- Phantom: Twin SAM; Type: Twin SAM V5.0; Serial: TP:1412
- Measurement SW: DASY52, Version 52.10 (2); SEMCAD X Version 14.6.12 (7470)

Area Scan (61x81x1): Interpolated grid: dx=1.500 mm, dy=1.500 mm
Maximum value of SAR (interpolated) = 0.747 W/kg

Zoom Scan (5x5x7)/Cube 0: Measurement grid: dx=8mm, dy=8mm, dz=5mm
Reference Value = 12.05 V/m; Power Drift = -0.01 dB
Peak SAR (extrapolated) = 0.849 W/kg
SAR(1 g) = 0.485 W/kg; SAR(10 g) = 0.273 W/kg
Maximum value of SAR (measured) = 0.714 W/kg

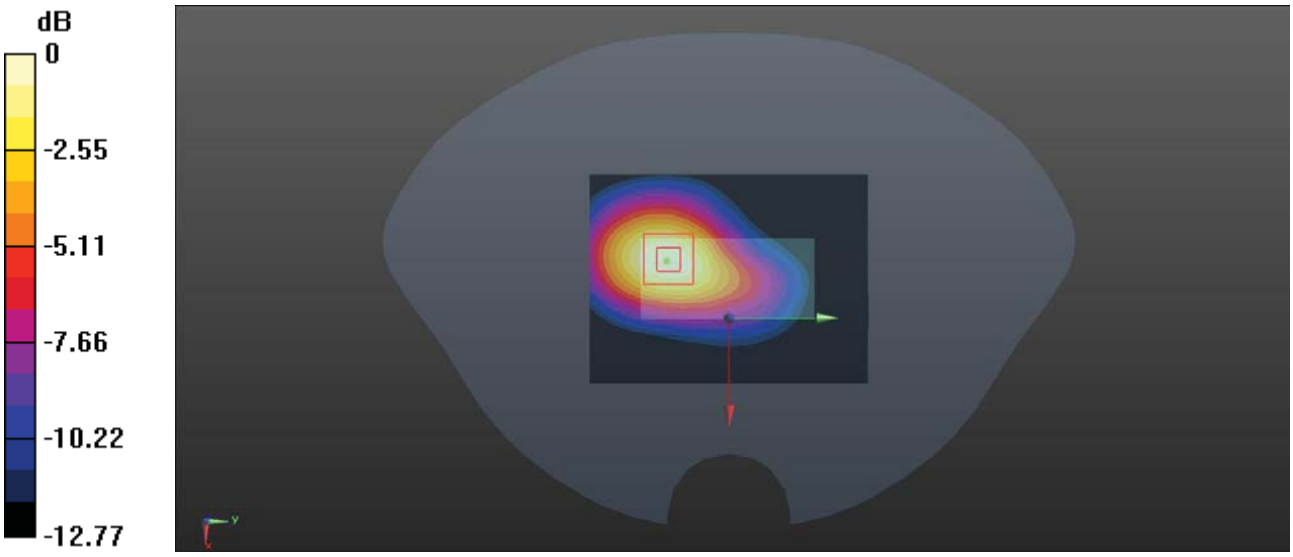

0 dB = 0.714 W/kg = -1.46 dBW/kg

Test Plot 19#: WCDMA Band 5_Mid_Body Back

DUT: POS Terminal; Type: N700; Serial: CR22010044-SA-S1

Communication System: WCDMA; Frequency: 836.6 MHz;Duty Cycle: 1:1
Medium parameters used: f = 836.6 MHz; σ = 0.926 S/m; ε_r = 41.514; ρ = 1000 kg/m^3
Phantom section: Flat Section

DASY5 Configuration:

- Probe: EX3DV4 - SN7329; ConvF(10.06, 10.06, 10.06) @ 836.6 MHz; Calibrated: 2021/12/31
- Sensor-Surface: 1.4mm (Mechanical Surface Detection)
- Electronics: DAE4 Sn1354; Calibrated: 2021/9/1
- Phantom: Twin SAM; Type: Twin SAM V5.0; Serial: TP:1412
- Measurement SW: DASY52, Version 52.10 (2); SEMCAD X Version 14.6.12 (7470)

Area Scan (81x81x1): Interpolated grid: dx=1.500 mm, dy=1.500 mm
Maximum value of SAR (interpolated) = 0.689 W/kg

Zoom Scan (5x5x7)/Cube 0: Measurement grid: dx=8mm, dy=8mm, dz=5mm
Reference Value = 12.72 V/m; Power Drift = -0.05 dB
Peak SAR (extrapolated) = 0.833 W/kg
SAR(1 g) = 0.437 W/kg; SAR(10 g) = 0.245 W/kg
Maximum value of SAR (measured) = 0.661 W/kg

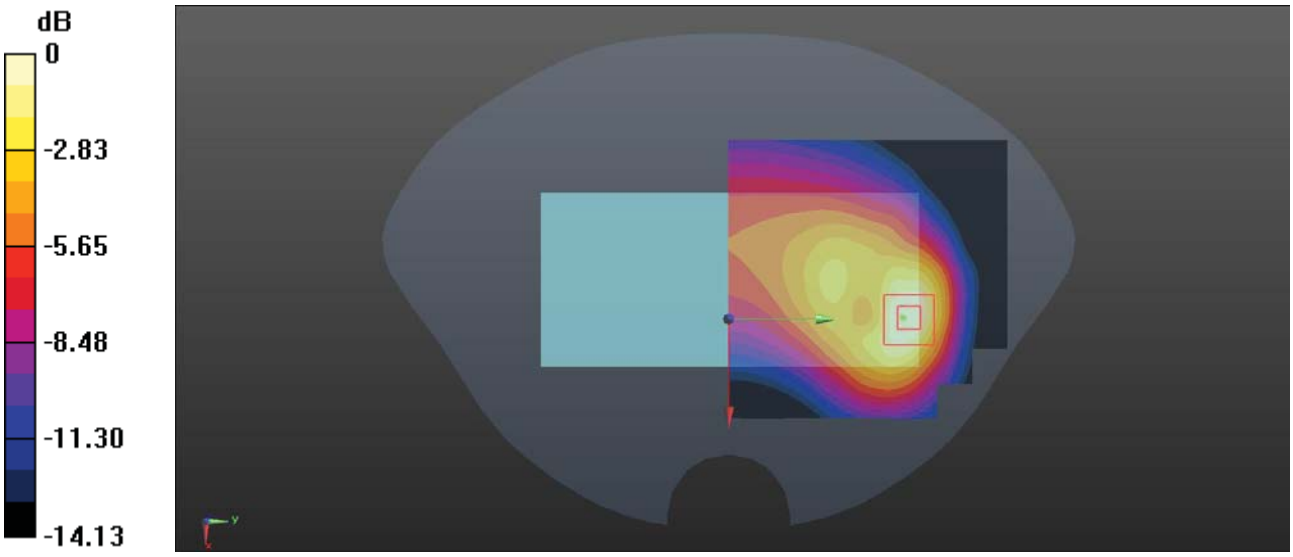

0 dB = 0.661 W/kg = -1.80 dBW/kg

Test Plot 20#: WCDMA Band 5_Mid_Body Left

DUT: POS Terminal; Type: N700; Serial: CR22010044-SA-S1

Communication System: WCDMA; Frequency: 836.6 MHz;Duty Cycle: 1:1
Medium parameters used: f = 836.6 MHz; σ = 0.926 S/m; ε_r = 41.514; ρ = 1000 kg/m^3
Phantom section: Flat Section

DASY5 Configuration:

- Probe: EX3DV4 - SN7329; ConvF(10.06, 10.06, 10.06) @ 836.6 MHz; Calibrated: 2021/12/31
- Sensor-Surface: 1.4mm (Mechanical Surface Detection)
- Electronics: DAE4 Sn1354; Calibrated: 2021/9/1
- Phantom: Twin SAM; Type: Twin SAM V5.0; Serial: TP:1412
- Measurement SW: DASY52, Version 52.10 (2); SEMCAD X Version 14.6.12 (7470)

Area Scan (51x131x1): Interpolated grid: dx=1.500 mm, dy=1.500 mm
Maximum value of SAR (interpolated) = 1.01 W/kg

Zoom Scan (5x5x7)/Cube 0: Measurement grid: dx=8mm, dy=8mm, dz=5mm
Reference Value = 11.29 V/m; Power Drift = -0.17 dB
Peak SAR (extrapolated) = 1.40 W/kg
SAR(1 g) = 0.564 W/kg; SAR(10 g) = 0.266 W/kg
Maximum value of SAR (measured) = 1.05 W/kg

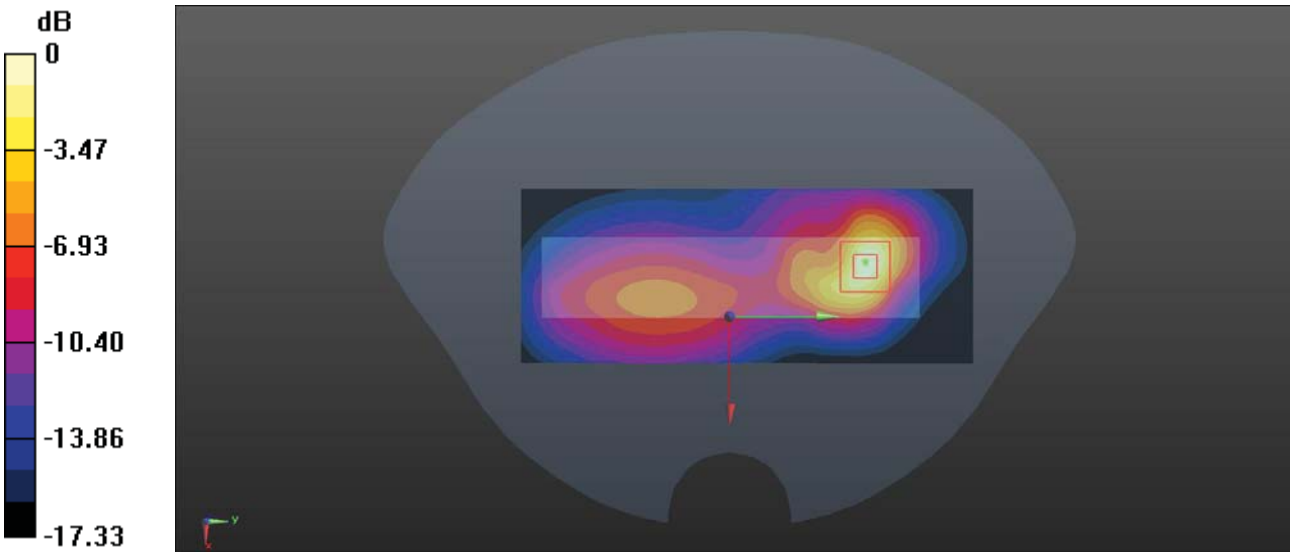

0 dB = 1.05 W/kg = 0.21 dBW/kg

Test Plot 21#: WCDMA Band 5_Mid_Body Right

DUT: POS Terminal; Type: N700; Serial: CR22010044-SA-S1

Communication System: WCDMA; Frequency: 836.6 MHz;Duty Cycle: 1:1
Medium parameters used: f = 836.6 MHz; σ = 0.926 S/m; ε_r = 41.514; ρ = 1000 kg/m^3
Phantom section: Flat Section

DASY5 Configuration:

- Probe: EX3DV4 - SN7329; ConvF(10.06, 10.06, 10.06) @ 836.6 MHz; Calibrated: 2021/12/31
- Sensor-Surface: 1.4mm (Mechanical Surface Detection)
- Electronics: DAE4 Sn1354; Calibrated: 2021/9/1
- Phantom: Twin SAM; Type: Twin SAM V5.0; Serial: TP:1412
- Measurement SW: DASY52, Version 52.10 (2); SEMCAD X Version 14.6.12 (7470)

Area Scan (51x131x1): Interpolated grid: dx=1.500 mm, dy=1.500 mm
Maximum value of SAR (interpolated) = 0.280 W/kg

Zoom Scan (5x5x7)/Cube 0: Measurement grid: dx=8mm, dy=8mm, dz=5mm
Reference Value = 15.84 V/m; Power Drift = -0.10 dB
Peak SAR (extrapolated) = 0.321 W/kg
SAR(1 g) = 0.212 W/kg; SAR(10 g) = 0.145 W/kg
Maximum value of SAR (measured) = 0.282 W/kg

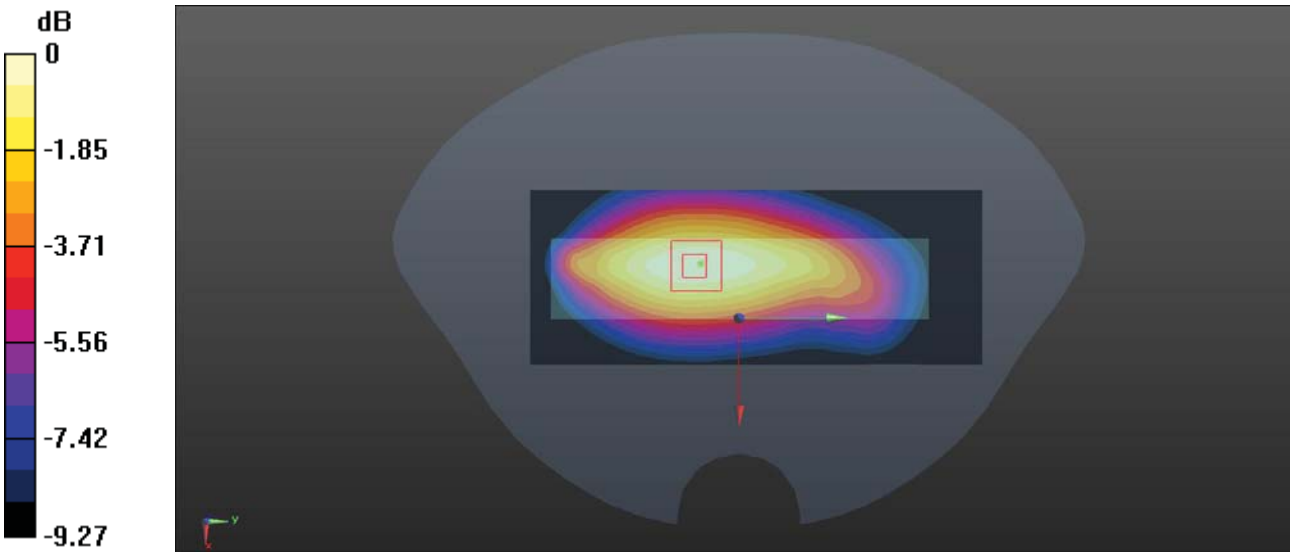

0 dB = 0.282 W/kg = -5.50 dBW/kg

Test Plot 22#: WCDMA Band 5_Mid_Body Top

DUT: POS Terminal; Type: N700; Serial: CR22010044-SA-S1

Communication System: WCDMA; Frequency: 836.6 MHz;Duty Cycle: 1:1
Medium parameters used: f = 836.6 MHz; σ = 0.926 S/m; ε_r = 41.514; ρ = 1000 kg/m^3
Phantom section: Flat Section

DASY5 Configuration:

- Probe: EX3DV4 - SN7329; ConvF(10.06, 10.06, 10.06) @ 836.6 MHz; Calibrated: 2021/12/31
- Sensor-Surface: 1.4mm (Mechanical Surface Detection)
- Electronics: DAE4 Sn1354; Calibrated: 2021/9/1
- Phantom: Twin SAM; Type: Twin SAM V5.0; Serial: TP:1412
- Measurement SW: DASY52, Version 52.10 (2); SEMCAD X Version 14.6.12 (7470)

Area Scan (61x81x1): Interpolated grid: dx=1.500 mm, dy=1.500 mm
Maximum value of SAR (interpolated) = 1.12 W/kg

Zoom Scan (5x5x7)/Cube 0: Measurement grid: dx=8mm, dy=8mm, dz=5mm
Reference Value = 19.27 V/m; Power Drift = -0.05 dB
Peak SAR (extrapolated) = 1.89 W/kg
SAR(1 g) = 0.698 W/kg; SAR(10 g) = 0.356 W/kg
Maximum value of SAR (measured) = 1.21 W/kg

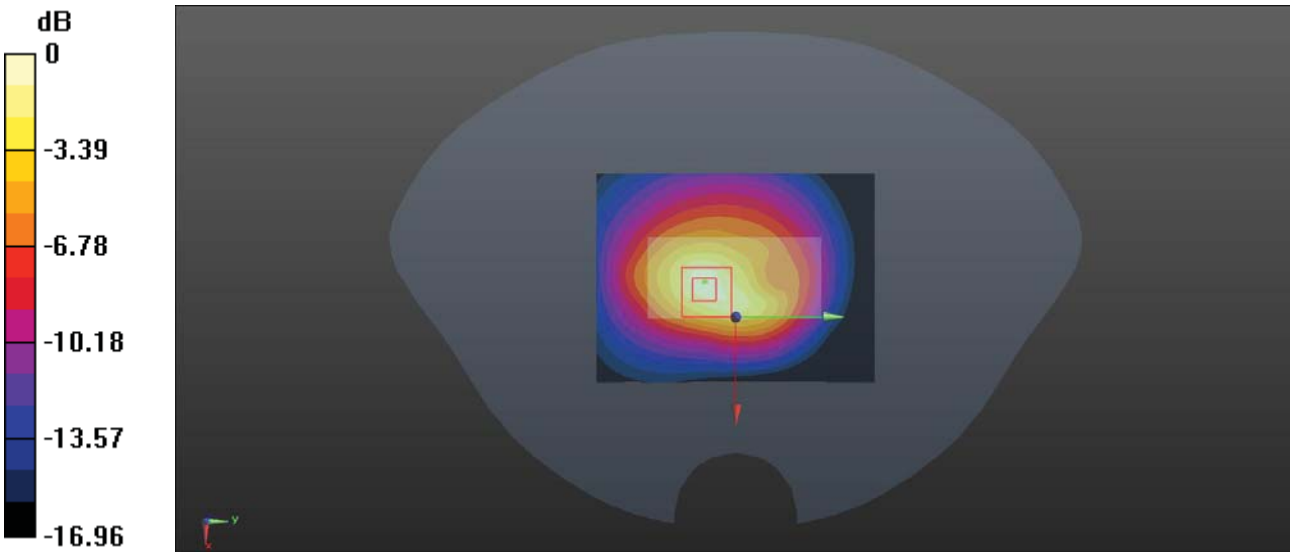

0 dB = 1.21 W/kg = 0.83 dBW/kg

Test Plot 23#: LTE Band 4_1RB_Mid_Body Back

DUT: POS Terminal; Type: N700; Serial: CR22010044-SA-S1

Communication System: Generic FDD-LTE; Frequency: 1732.5 MHz;Duty Cycle: 1:1
Medium parameters used: f = 1732.5 MHz; σ = 1.337 S/m; ε_r = 40.212; ρ = 1000 kg/m^3
Phantom section: Flat Section

DASY5 Configuration:

- Probe: EX3DV4 - SN7329; ConvF(8.23, 8.23, 8.23) @ 1732.5 MHz; Calibrated: 2021/12/31
- Sensor-Surface: 1.4mm (Mechanical Surface Detection)
- Electronics: DAE4 Sn1354; Calibrated: 2021/9/1
- Phantom: Twin SAM; Type: Twin SAM V5.0; Serial: TP:1412
- Measurement SW: DASY52, Version 52.10 (2); SEMCAD X Version 14.6.12 (7470)

Area Scan (81x71x1): Interpolated grid: dx=1.500 mm, dy=1.500 mm
Maximum value of SAR (interpolated) = 0.967 W/kg

Zoom Scan (5x5x7)/Cube 0: Measurement grid: dx=8mm, dy=8mm, dz=5mm
Reference Value = 9.156 V/m; Power Drift = -0.03 dB
Peak SAR (extrapolated) = 1.49 W/kg
SAR(1 g) = 0.666 W/kg; SAR(10 g) = 0.335 W/kg
Maximum value of SAR (measured) = 1.13 W/kg



0 dB = 1.13 W/kg = 0.53 dBW/kg

Test Plot 24#: LTE Band 4_50%RB_Mid_Body Back

DUT: POS Terminal; Type: N700; Serial: CR22010044-SA-S1

Communication System: Generic FDD-LTE; Frequency: 1732.5 MHz;Duty Cycle: 1:1
Medium parameters used: f = 1732.5 MHz; σ = 1.337 S/m; ε_r = 40.212; ρ = 1000 kg/m^3
Phantom section: Flat Section

DASY5 Configuration:

- Probe: EX3DV4 - SN7329; ConvF(8.23, 8.23, 8.23) @ 1732.5 MHz; Calibrated: 2021/12/31
- Sensor-Surface: 1.4mm (Mechanical Surface Detection)
- Electronics: DAE4 Sn1354; Calibrated: 2021/9/1
- Phantom: Twin SAM; Type: Twin SAM V5.0; Serial: TP:1412
- Measurement SW: DASY52, Version 52.10 (2); SEMCAD X Version 14.6.12 (7470)

Area Scan (81x71x1): Interpolated grid: dx=1.500 mm, dy=1.500 mm
Maximum value of SAR (interpolated) = 0.749 W/kg

Zoom Scan (5x5x7)/Cube 0: Measurement grid: dx=8mm, dy=8mm, dz=5mm
Reference Value = 8.025 V/m; Power Drift = 0.00 dB
Peak SAR (extrapolated) = 1.13 W/kg
SAR(1 g) = 0.507 W/kg; SAR(10 g) = 0.255 W/kg
Maximum value of SAR (measured) = 0.852 W/kg

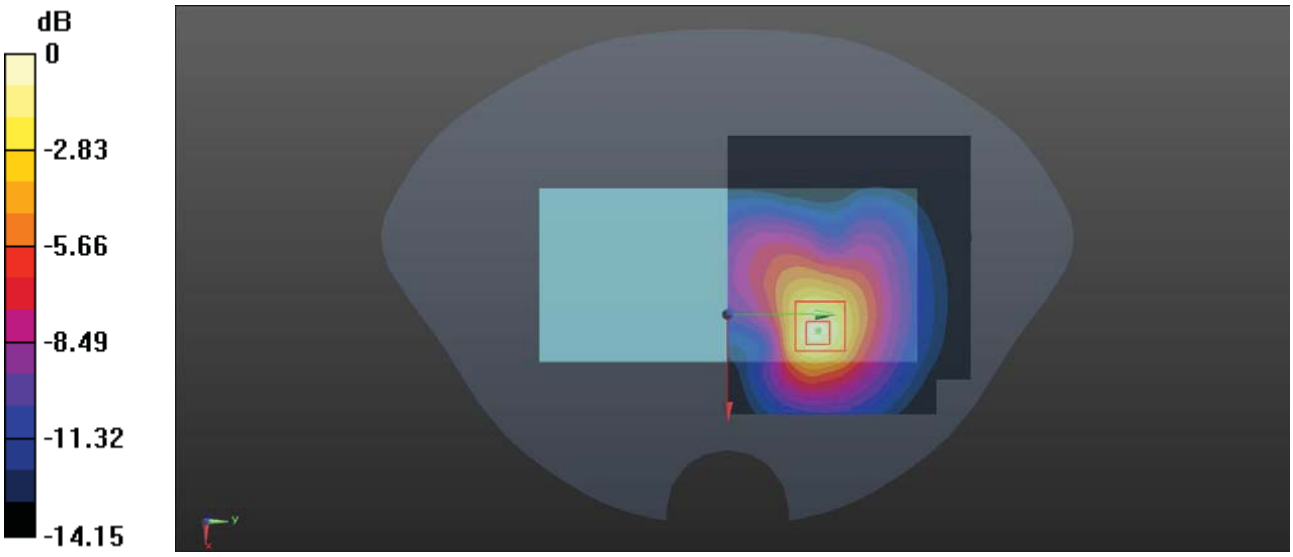

0 dB = 0.852 W/kg = -0.70 dBW/kg

Test Plot 25#: LTE Band 4_1RB_Mid_Body Left

DUT: POS Terminal; Type: N700; Serial: CR22010044-SA-S1

Communication System: Generic FDD-LTE; Frequency: 1732.5 MHz;Duty Cycle: 1:1
Medium parameters used: f = 1732.5 MHz; σ = 1.337 S/m; ε_r = 40.212; ρ = 1000 kg/m^3
Phantom section: Flat Section

DASY5 Configuration:

- Probe: EX3DV4 - SN7329; ConvF(8.23, 8.23, 8.23) @ 1732.5 MHz; Calibrated: 2021/12/31
- Sensor-Surface: 1.4mm (Mechanical Surface Detection)
- Electronics: DAE4 Sn1354; Calibrated: 2021/9/1
- Phantom: Twin SAM; Type: Twin SAM V5.0; Serial: TP:1412
- Measurement SW: DASY52, Version 52.10 (2); SEMCAD X Version 14.6.12 (7470)

Area Scan (61x141x1): Interpolated grid: dx=1.500 mm, dy=1.500 mm
Maximum value of SAR (interpolated) = 1.06 W/kg

Zoom Scan (5x5x7)/Cube 0: Measurement grid: dx=8mm, dy=8mm, dz=5mm
Reference Value = 9.966 V/m; Power Drift = -0.04 dB
Peak SAR (extrapolated) = 1.67 W/kg
SAR(1 g) = 0.674 W/kg; SAR(10 g) = 0.321 W/kg
Maximum value of SAR (measured) = 1.26 W/kg

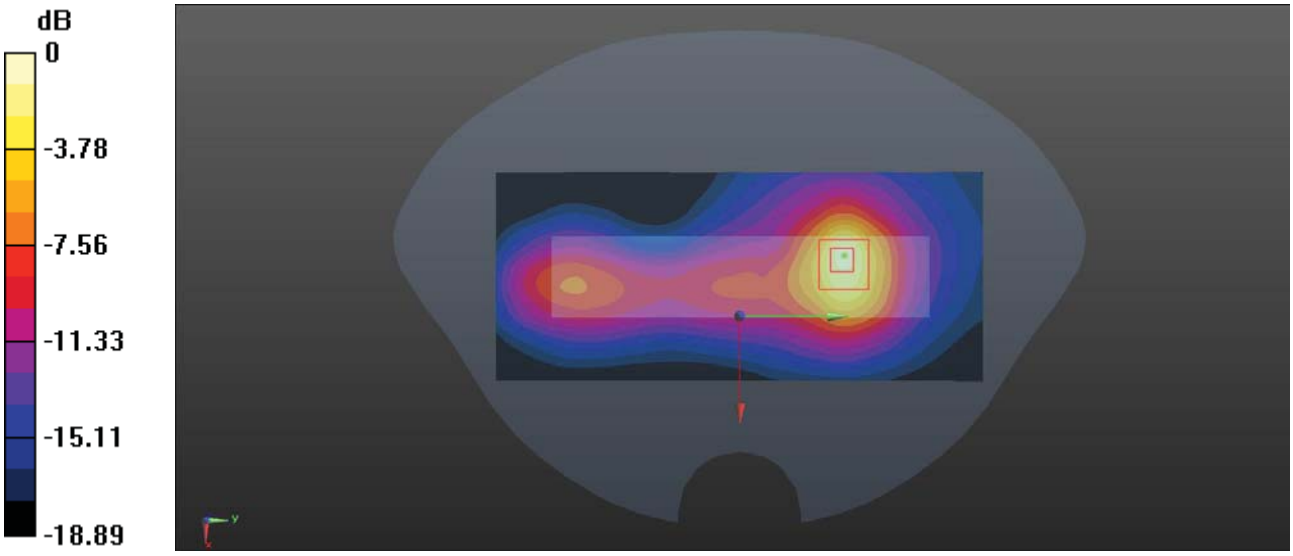

0 dB = 1.26 W/kg = 1.00 dBW/kg

Test Plot 26#: LTE Band 4_50%RB_Mid_Body Left

DUT: POS Terminal; Type: N700; Serial: CR22010044-SA-S1

Communication System: Generic FDD-LTE; Frequency: 1732.5 MHz;Duty Cycle: 1:1
Medium parameters used: f = 1732.5 MHz; σ = 1.337 S/m; ε_r = 40.212; ρ = 1000 kg/m^3
Phantom section: Flat Section

DASY5 Configuration:

- Probe: EX3DV4 - SN7329; ConvF(8.23, 8.23, 8.23) @ 1732.5 MHz; Calibrated: 2021/12/31
- Sensor-Surface: 1.4mm (Mechanical Surface Detection)
- Electronics: DAE4 Sn1354; Calibrated: 2021/9/1
- Phantom: Twin SAM; Type: Twin SAM V5.0; Serial: TP:1412
- Measurement SW: DASY52, Version 52.10 (2); SEMCAD X Version 14.6.12 (7470)

Area Scan (61x141x1): Interpolated grid: dx=1.500 mm, dy=1.500 mm
Maximum value of SAR (interpolated) = 0.806 W/kg

Zoom Scan (5x5x7)/Cube 0: Measurement grid: dx=8mm, dy=8mm, dz=5mm
Reference Value = 8.948 V/m; Power Drift = -0.12 dB
Peak SAR (extrapolated) = 1.19 W/kg
SAR(1 g) = 0.499 W/kg; SAR(10 g) = 0.239 W/kg
Maximum value of SAR (measured) = 0.891 W/kg

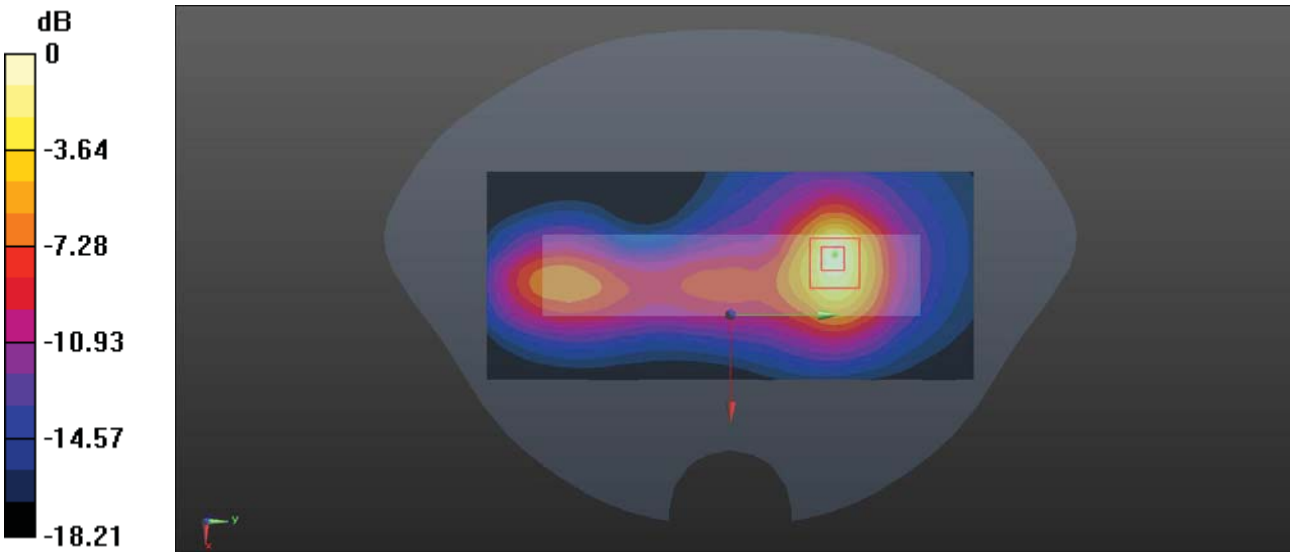

0 dB = 0.891 W/kg = -0.50 dBW/kg

Test Plot 27#: LTE Band 4_1RB_Mid_Body Right

DUT: POS Terminal; Type: N700; Serial: CR22010044-SA-S1

Communication System: Generic FDD-LTE; Frequency: 1732.5 MHz;Duty Cycle: 1:1
Medium parameters used: f = 1732.5 MHz; σ = 1.337 S/m; ε_r = 40.212; ρ = 1000 kg/m^3
Phantom section: Flat Section

DASY5 Configuration:

- Probe: EX3DV4 - SN7329; ConvF(8.23, 8.23, 8.23) @ 1732.5 MHz; Calibrated: 2021/12/31
- Sensor-Surface: 1.4mm (Mechanical Surface Detection)
- Electronics: DAE4 Sn1354; Calibrated: 2021/9/1
- Phantom: Twin SAM; Type: Twin SAM V5.0; Serial: TP:1412
- Measurement SW: DASY52, Version 52.10 (2); SEMCAD X Version 14.6.12 (7470)

Area Scan (41x141x1): Interpolated grid: dx=1.500 mm, dy=1.500 mm
Maximum value of SAR (interpolated) = 0.0977 W/kg

Zoom Scan (5x5x7)/Cube 0: Measurement grid: dx=8mm, dy=8mm, dz=5mm
Reference Value = 3.407 V/m; Power Drift = 0.16 dB
Peak SAR (extrapolated) = 0.126 W/kg
SAR(1 g) = 0.064 W/kg; SAR(10 g) = 0.039 W/kg
Maximum value of SAR (measured) = 0.0961 W/kg

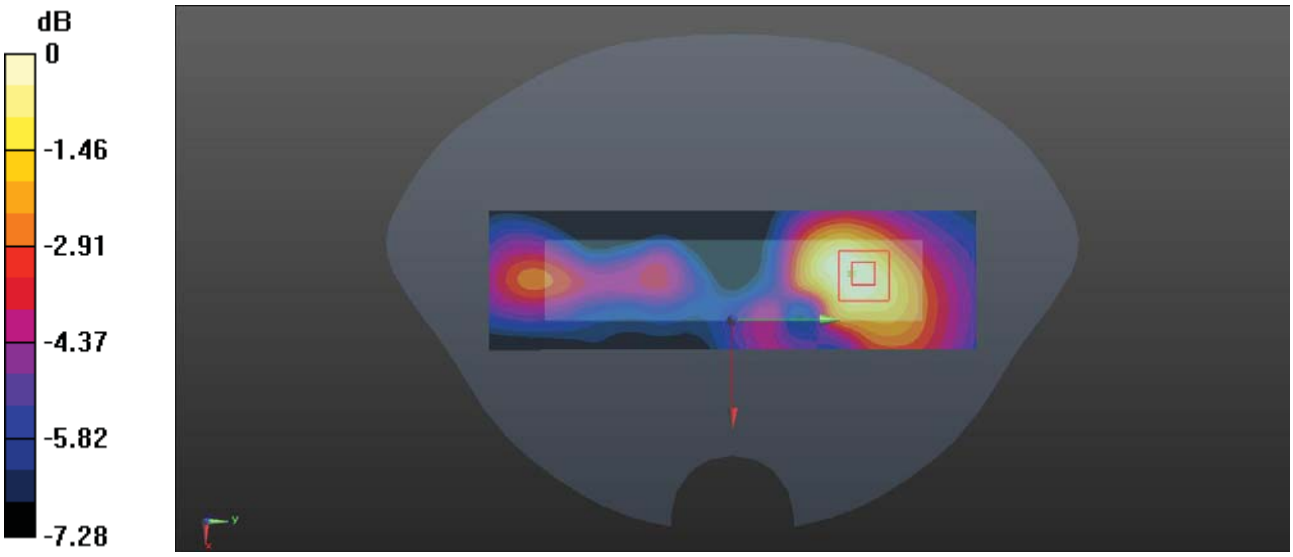

0 dB = 0.0961 W/kg = -10.17 dBW/kg

Test Plot 28#: LTE Band 4_50%RB_Mid_Body Right

DUT: POS Terminal; Type: N700; Serial: CR22010044-SA-S1

Communication System: Generic FDD-LTE; Frequency: 1732.5 MHz;Duty Cycle: 1:1
Medium parameters used: f = 1732.5 MHz; σ = 1.337 S/m; ε_r = 40.212; ρ = 1000 kg/m^3
Phantom section: Flat Section

DASY5 Configuration:

- Probe: EX3DV4 - SN7329; ConvF(8.23, 8.23, 8.23) @ 1732.5 MHz; Calibrated: 2021/12/31
- Sensor-Surface: 1.4mm (Mechanical Surface Detection)
- Electronics: DAE4 Sn1354; Calibrated: 2021/9/1
- Phantom: Twin SAM; Type: Twin SAM V5.0; Serial: TP:1412
- Measurement SW: DASY52, Version 52.10 (2); SEMCAD X Version 14.6.12 (7470)

Area Scan (41x141x1): Interpolated grid: dx=1.500 mm, dy=1.500 mm
Maximum value of SAR (interpolated) = 0.0788 W/kg

Zoom Scan (5x5x7)/Cube 0: Measurement grid: dx=8mm, dy=8mm, dz=5mm
Reference Value = 3.238 V/m; Power Drift = 0.18 dB
Peak SAR (extrapolated) = 0.100 W/kg
SAR(1 g) = 0.048 W/kg; SAR(10 g) = 0.030 W/kg
Maximum value of SAR (measured) = 0.0755 W/kg

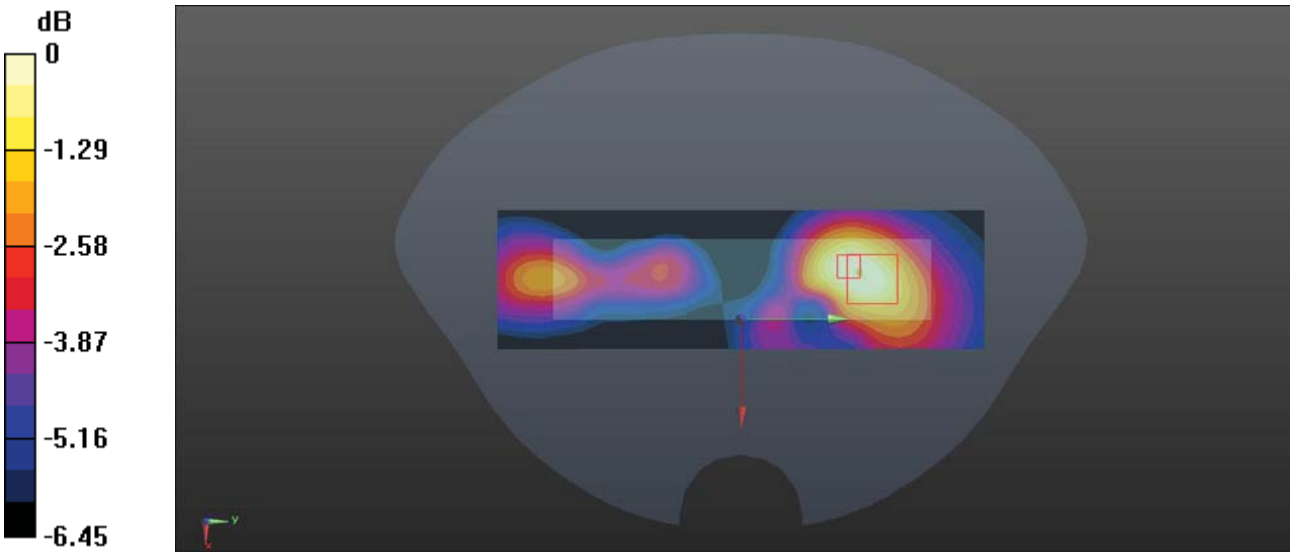

0 dB = 0.0755 W/kg = -11.22 dBW/kg

Test Plot 29#: LTE Band 4_1RB_Mid_Body Top

DUT: POS Terminal; Type: N700; Serial: CR22010044-SA-S1

Communication System: Generic FDD-LTE; Frequency: 1732.5 MHz;Duty Cycle: 1:1
Medium parameters used: f = 1732.5 MHz; σ = 1.337 S/m; ε_r = 40.212; ρ = 1000 kg/m^3
Phantom section: Flat Section

DASY5 Configuration:

- Probe: EX3DV4 - SN7329; ConvF(8.23, 8.23, 8.23) @ 1732.5 MHz; Calibrated: 2021/12/31
- Sensor-Surface: 1.4mm (Mechanical Surface Detection)
- Electronics: DAE4 Sn1354; Calibrated: 2021/9/1
- Phantom: Twin SAM; Type: Twin SAM V5.0; Serial: TP:1412
- Measurement SW: DASY52, Version 52.10 (2); SEMCAD X Version 14.6.12 (7470)

Area Scan (41x81x1): Interpolated grid: dx=1.500 mm, dy=1.500 mm
Maximum value of SAR (interpolated) = 1.13 W/kg

Zoom Scan (5x5x7)/Cube 0: Measurement grid: dx=8mm, dy=8mm, dz=5mm
Reference Value = 22.49 V/m; Power Drift = 0.01 dB
Peak SAR (extrapolated) = 1.24 W/kg
SAR(1 g) = 0.718 W/kg; SAR(10 g) = 0.408 W/kg
Maximum value of SAR (measured) = 1.05 W/kg

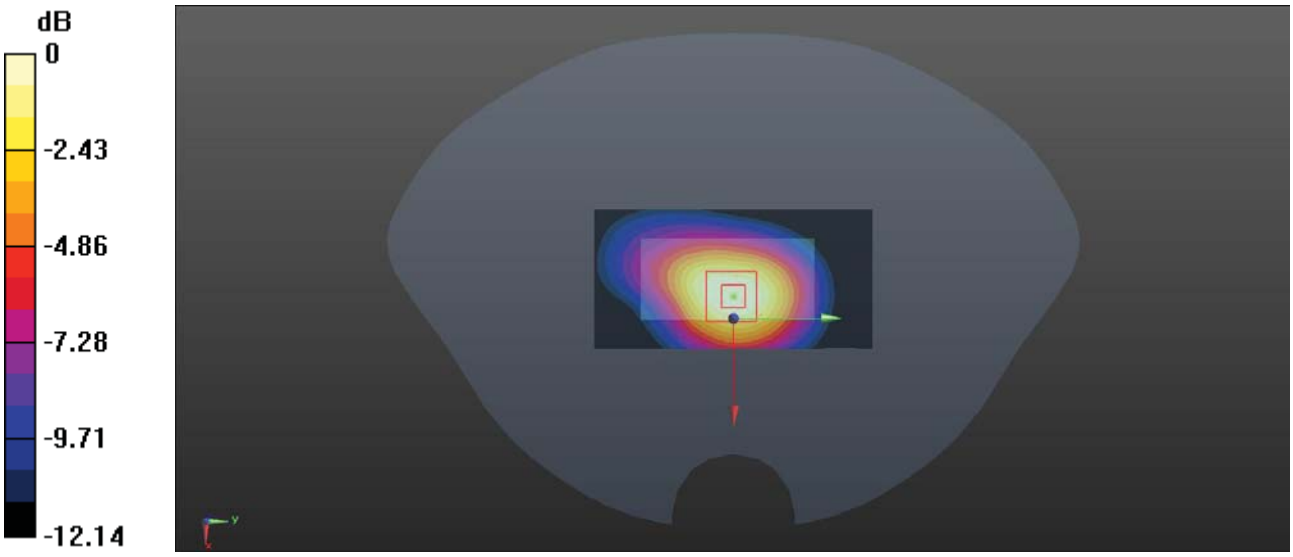

0 dB = 1.05 W/kg = 0.21 dBW/kg

Test Plot 30#: LTE Band 4_50%RB_Mid_Body Top

DUT: POS Terminal; Type: N700; Serial: CR22010044-SA-S1

Communication System: Generic FDD-LTE; Frequency: 1732.5 MHz;Duty Cycle: 1:1
Medium parameters used: f = 1732.5 MHz; σ = 1.337 S/m; ε_r = 40.212; ρ = 1000 kg/m^3
Phantom section: Flat Section

DASY5 Configuration:

- Probe: EX3DV4 - SN7329; ConvF(8.23, 8.23, 8.23) @ 1732.5 MHz; Calibrated: 2021/12/31
- Sensor-Surface: 1.4mm (Mechanical Surface Detection)
- Electronics: DAE4 Sn1354; Calibrated: 2021/9/1
- Phantom: Twin SAM; Type: Twin SAM V5.0; Serial: TP:1412
- Measurement SW: DASY52, Version 52.10 (2); SEMCAD X Version 14.6.12 (7470)

Area Scan (41x81x1): Interpolated grid: dx=1.500 mm, dy=1.500 mm
Maximum value of SAR (interpolated) = 0.849 W/kg

Zoom Scan (5x5x7)/Cube 0: Measurement grid: dx=8mm, dy=8mm, dz=5mm
Reference Value = 19.60 V/m; Power Drift = -0.07 dB
Peak SAR (extrapolated) = 0.951 W/kg
SAR(1 g) = 0.544 W/kg; SAR(10 g) = 0.307 W/kg
Maximum value of SAR (measured) = 0.795 W/kg

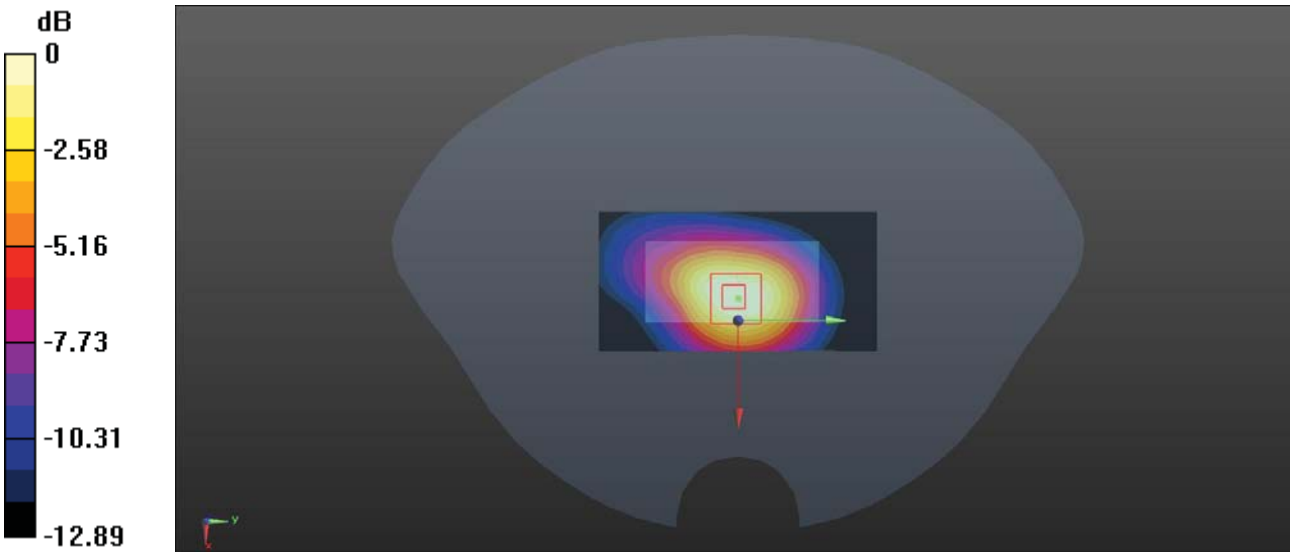

0 dB = 0.795 W/kg = -1.00 dBW/kg

Test Plot 31#: LTE Band 7_1RB_Mid_Body Back

DUT: POS Terminal; Type: N700; Serial: CR22010044-SA-S1

Communication System: Generic FDD-LTE; Frequency: 2535 MHz;Duty Cycle: 1:1
Medium parameters used: f = 2535 MHz; σ = 1.905 S/m; ε_r = 39.102; ρ = 1000 kg/m^3
Phantom section: Flat Section

DASY5 Configuration:

- Probe: EX3DV4 - SN7329; ConvF(7.42, 7.42, 7.42) @ 2535 MHz; Calibrated: 2021/12/31
- Sensor-Surface: 1.4mm (Mechanical Surface Detection)
- Electronics: DAE4 Sn1354; Calibrated: 2021/9/1
- Phantom: Twin SAM; Type: Twin SAM V5.0; Serial: TP:1412
- Measurement SW: DASY52, Version 52.10 (2); SEMCAD X Version 14.6.12 (7470)

Area Scan (81x81x1): Interpolated grid: dx=1.200 mm, dy=1.200 mm
Maximum value of SAR (interpolated) = 0.245 W/kg

Zoom Scan (5x5x7)/Cube 0: Measurement grid: dx=8mm, dy=8mm, dz=5mm
Reference Value = 3.265 V/m; Power Drift = 0.16 dB
Peak SAR (extrapolated) = 0.318 W/kg
SAR(1 g) = 0.160 W/kg; SAR(10 g) = 0.084 W/kg
Maximum value of SAR (measured) = 0.256 W/kg

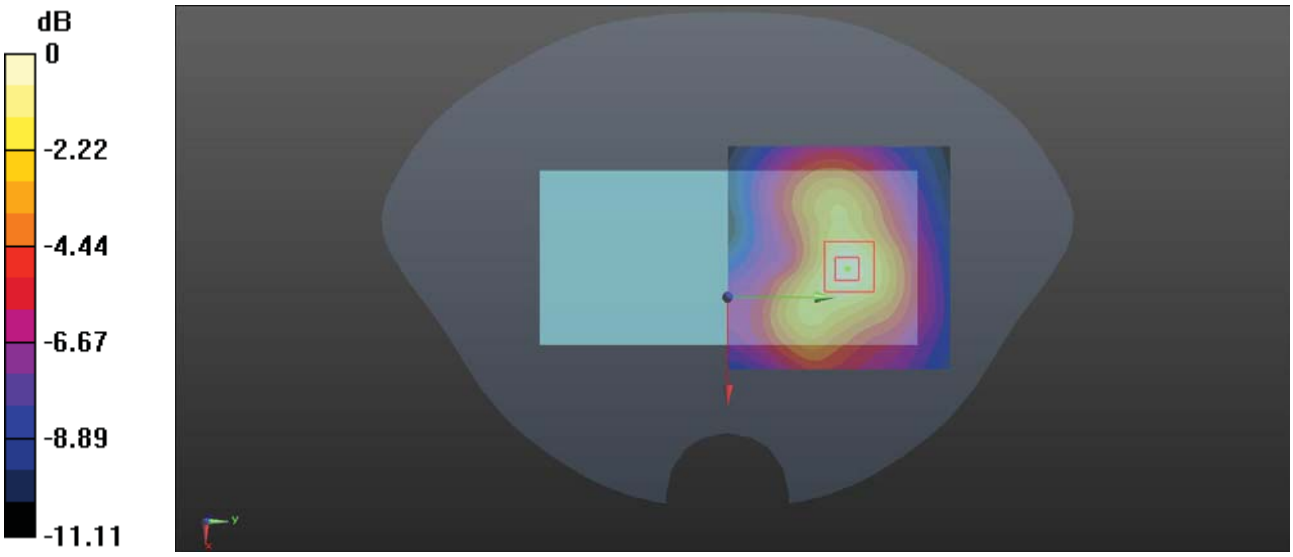

0 dB = 0.256 W/kg = -5.92 dBW/kg

Test Plot 32#: LTE Band 7_50%RB_Mid_Body Back

DUT: POS Terminal; Type: N700; Serial: CR22010044-SA-S1

Communication System: Generic FDD-LTE; Frequency: 2535 MHz;Duty Cycle: 1:1
Medium parameters used: f = 2535 MHz; σ = 1.905 S/m; ε_r = 39.102; ρ = 1000 kg/m^3
Phantom section: Flat Section

DASY5 Configuration:

- Probe: EX3DV4 - SN7329; ConvF(7.42, 7.42, 7.42) @ 2535 MHz; Calibrated: 2021/12/31
- Sensor-Surface: 1.4mm (Mechanical Surface Detection)
- Electronics: DAE4 Sn1354; Calibrated: 2021/9/1
- Phantom: Twin SAM; Type: Twin SAM V5.0; Serial: TP:1412
- Measurement SW: DASY52, Version 52.10 (2); SEMCAD X Version 14.6.12 (7470)

Area Scan (81x81x1): Interpolated grid: dx=1.200 mm, dy=1.200 mm
Maximum value of SAR (interpolated) = 0.199 W/kg

Zoom Scan (5x5x7)/Cube 0: Measurement grid: dx=8mm, dy=8mm, dz=5mm
Reference Value = 3.075 V/m; Power Drift = 0.05 dB
Peak SAR (extrapolated) = 0.262 W/kg
SAR(1 g) = 0.129 W/kg; SAR(10 g) = 0.067 W/kg
Maximum value of SAR (measured) = 0.211 W/kg

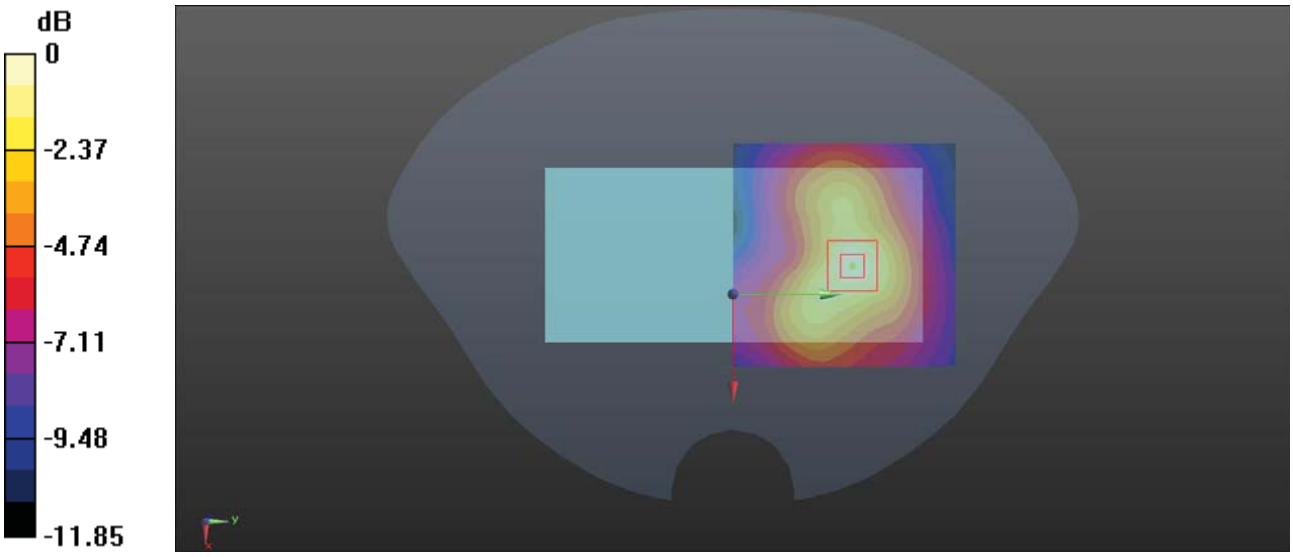

0 dB = 0.211 W/kg = -6.76 dBW/kg

Test Plot 33#: LTE Band 7_1RB Low_Body Left

DUT: POS Terminal; Type: N700; Serial: CR22010044-SA-S1

Communication System: Generic FDD-LTE; Frequency: 2510 MHz;Duty Cycle: 1:1
Medium parameters used: f = 2510 MHz; σ = 1.867 S/m; ε_r = 39.163; ρ = 1000 kg/m^3
Phantom section: Flat Section

DASY5 Configuration:

- Probe: EX3DV4 - SN7329; ConvF(7.42, 7.42, 7.42) @ 2510 MHz; Calibrated: 2021/12/31
- Sensor-Surface: 1.4mm (Mechanical Surface Detection)
- Electronics: DAE4 Sn1354; Calibrated: 2021/9/1
- Phantom: Twin SAM; Type: Twin SAM V5.0; Serial: TP:1412
- Measurement SW: DASY52, Version 52.10 (2); SEMCAD X Version 14.6.12 (7470)

Area Scan (71x171x1): Interpolated grid: dx=1.200 mm, dy=1.200 mm
Maximum value of SAR (interpolated) = 1.11 W/kg

Zoom Scan (5x5x7)/Cube 0: Measurement grid: dx=8mm, dy=8mm, dz=5mm
Reference Value = 6.634 V/m; Power Drift = -0.13 dB
Peak SAR (extrapolated) = 1.43 W/kg
SAR(1 g) = 0.623 W/kg; SAR(10 g) = 0.285 W/kg
Maximum value of SAR (measured) = 1.11 W/kg

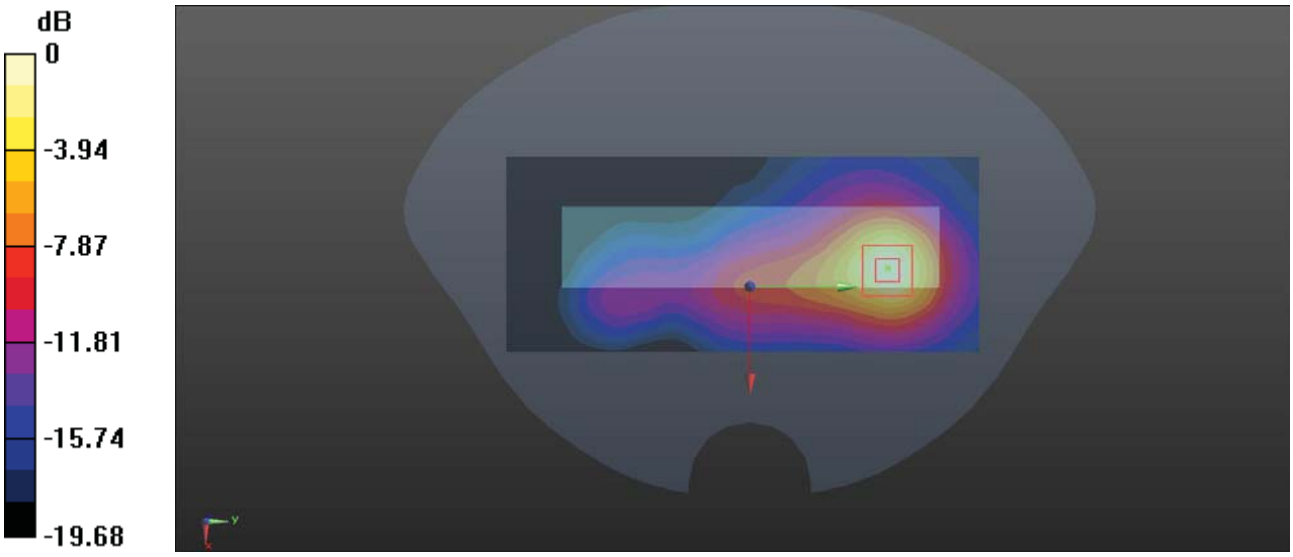

0 dB = 1.11 W/kg = 0.45 dBW/kg

Test Plot 34#: LTE Band 7_1RB_Mid_Body Left

DUT: POS Terminal; Type: N700; Serial: CR22010044-SA-S1

Communication System: Generic FDD-LTE; Frequency: 2535 MHz;Duty Cycle: 1:1
Medium parameters used: f = 2535 MHz; σ = 1.905 S/m; ε_r = 39.102; ρ = 1000 kg/m^3
Phantom section: Flat Section

DASY5 Configuration:

- Probe: EX3DV4 - SN7329; ConvF(7.42, 7.42, 7.42) @ 2535 MHz; Calibrated: 2021/12/31
- Sensor-Surface: 1.4mm (Mechanical Surface Detection)
- Electronics: DAE4 Sn1354; Calibrated: 2021/9/1
- Phantom: Twin SAM; Type: Twin SAM V5.0; Serial: TP:1412
- Measurement SW: DASY52, Version 52.10 (2); SEMCAD X Version 14.6.12 (7470)

Area Scan (71x171x1): Interpolated grid: dx=1.200 mm, dy=1.200 mm
Maximum value of SAR (interpolated) = 1.43 W/kg

Zoom Scan (5x5x7)/Cube 0: Measurement grid: dx=8mm, dy=8mm, dz=5mm
Reference Value = 7.182 V/m; Power Drift = -0.09 dB
Peak SAR (extrapolated) = 1.92 W/kg
SAR(1 g) = 0.838 W/kg; SAR(10 g) = 0.381 W/kg
Maximum value of SAR (measured) = 1.50 W/kg

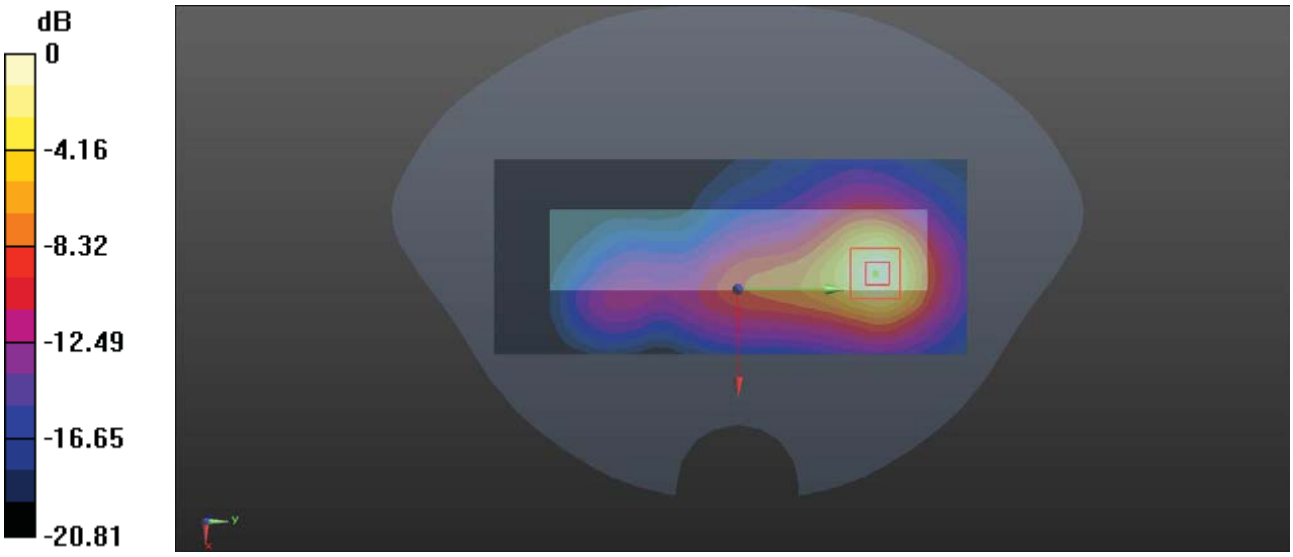

0 dB = 1.50 W/kg = 1.76 dBW/kg

Test Plot 35#: LTE Band 7_1RB High_Body Left

DUT: POS Terminal; Type: N700; Serial: CR22010044-SA-S1

Communication System: Generic FDD-LTE; Frequency: 2560 MHz;Duty Cycle: 1:1
Medium parameters used: f = 2560 MHz; σ = 1.922 S/m; ε_r = 39.088; ρ = 1000 kg/m^3
Phantom section: Flat Section

DASY5 Configuration:

- Probe: EX3DV4 - SN7329; ConvF(7.15, 7.15, 7.15) @ 2560 MHz; Calibrated: 2021/12/31
- Sensor-Surface: 1.4mm (Mechanical Surface Detection)
- Electronics: DAE4 Sn1354; Calibrated: 2021/9/1
- Phantom: Twin SAM; Type: Twin SAM V5.0; Serial: TP:1412
- Measurement SW: DASY52, Version 52.10 (2); SEMCAD X Version 14.6.12 (7470)

Area Scan (71x171x1): Interpolated grid: dx=1.200 mm, dy=1.200 mm
Maximum value of SAR (interpolated) = 1.91 W/kg

Zoom Scan (5x5x7)/Cube 0: Measurement grid: dx=8mm, dy=8mm, dz=5mm
Reference Value = 8.166 V/m; Power Drift = 0.10 dB
Peak SAR (extrapolated) = 2.43 W/kg
SAR(1 g) = 1.09 W/kg; SAR(10 g) = 0.496 W/kg
Maximum value of SAR (measured) = 1.92 W/kg

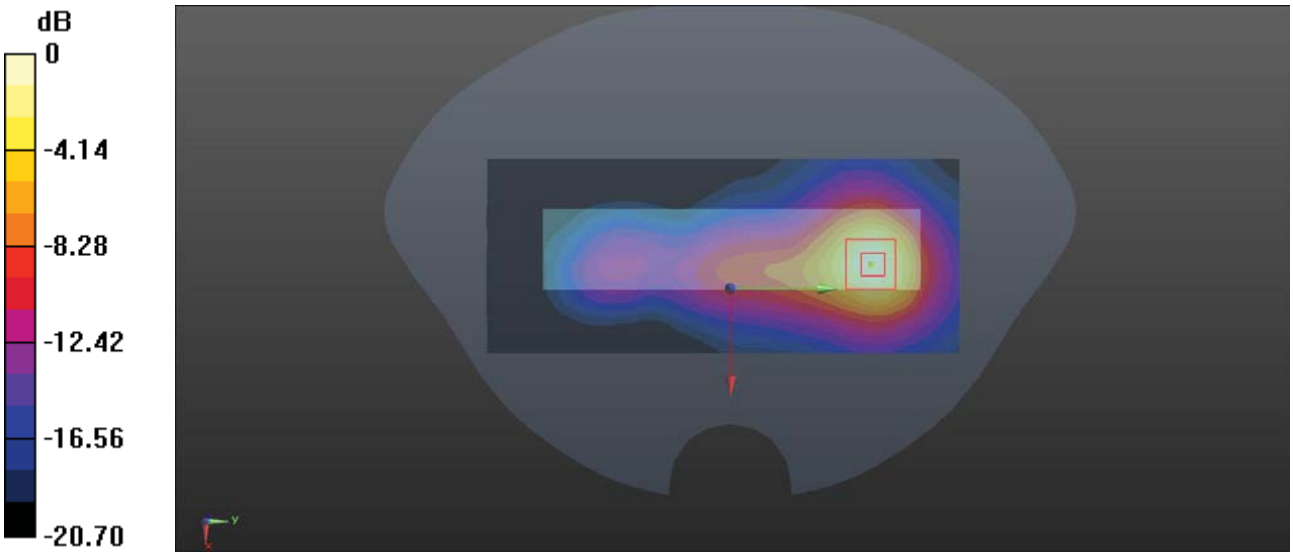

0 dB = 1.92 W/kg = 2.83 dBW/kg

Test Plot 36#: LTE Band 7_50%RB_Mid_ Body Left

DUT: POS Terminal; Type: N700; Serial: CR22010044-SA-S1

Communication System: Generic FDD-LTE; Frequency: 2535 MHz;Duty Cycle: 1:1
Medium parameters used: f = 2535 MHz; σ = 1.905 S/m; ε_r = 39.102; ρ = 1000 kg/m^3
Phantom section: Flat Section

DASY5 Configuration:

- Probe: EX3DV4 - SN7329; ConvF(7.42, 7.42, 7.42) @ 2535 MHz; Calibrated: 2021/12/31
- Sensor-Surface: 1.4mm (Mechanical Surface Detection)
- Electronics: DAE4 Sn1354; Calibrated: 2021/9/1
- Phantom: Twin SAM; Type: Twin SAM V5.0; Serial: TP:1412
- Measurement SW: DASY52, Version 52.10 (2); SEMCAD X Version 14.6.12 (7470)

Area Scan (71x171x1): Interpolated grid: dx=1.200 mm, dy=1.200 mm
Maximum value of SAR (interpolated) = 1.48 W/kg

Scan (5x5x7)/Cube 0: Measurement grid: dx=8mm, dy=8mm, dz=5mm
Reference Value = 7.417 V/m; Power Drift = 0.18 dB
Peak SAR (extrapolated) = 1.68 W/kg
SAR(1 g) = 0.710 W/kg; SAR(10 g) = 0.268 W/kg
Maximum value of SAR (measured) = 1.55 W/kg

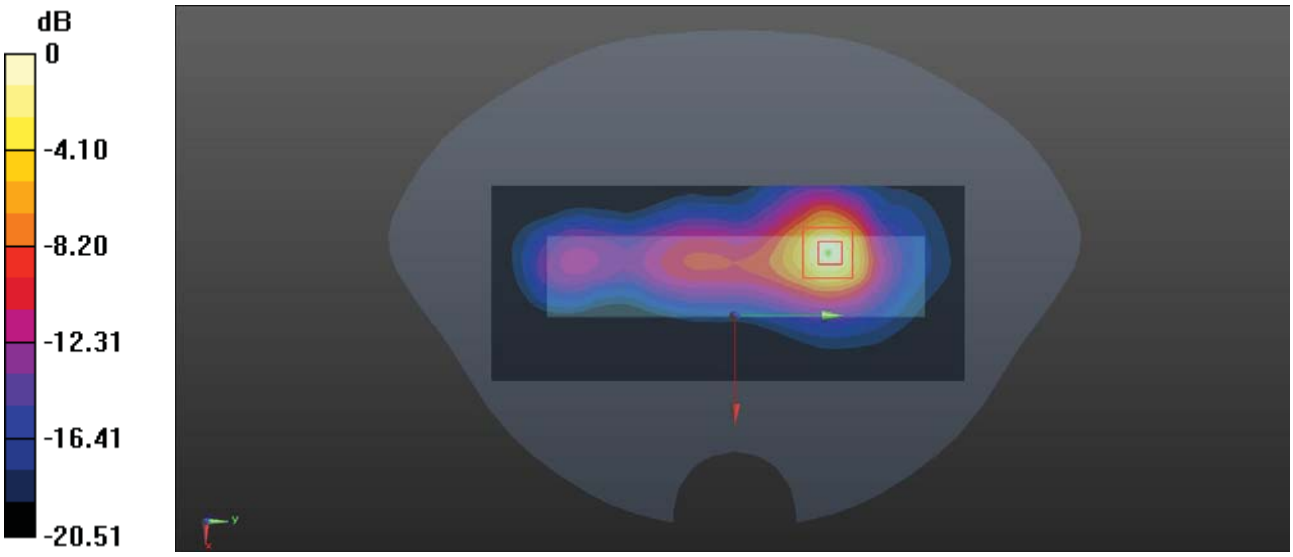

0 dB = 1.55 W/kg = 1.43 dBW/kg

Test Plot 37#: LTE Band 7_100%RB_Mid_Body Left

DUT: POS Terminal; Type: N700; Serial: CR22010044-SA-S1

Communication System: Generic FDD-LTE; Frequency: 2535 MHz;Duty Cycle: 1:1
Medium parameters used: f = 2535 MHz; σ = 1.905 S/m; ε_r = 39.102; ρ = 1000 kg/m^3
Phantom section: Flat Section

DASY5 Configuration:

- Probe: EX3DV4 - SN7329; ConvF(7.42, 7.42, 7.42) @ 2535 MHz; Calibrated: 2021/12/31
- Sensor-Surface: 1.4mm (Mechanical Surface Detection)
- Electronics: DAE4 Sn1354; Calibrated: 2021/9/1
- Phantom: Twin SAM; Type: Twin SAM V5.0; Serial: TP:1412
- Measurement SW: DASY52, Version 52.10 (2); SEMCAD X Version 14.6.12 (7470)

Area Scan (61x151x1): Interpolated grid: dx=1.200 mm, dy=1.200 mm
Maximum value of SAR (interpolated) = 0.896 W/kg

Zoom Scan (5x5x7)/Cube 0: Measurement grid: dx=8mm, dy=8mm, dz=5mm
Reference Value = 6.183 V/m; Power Drift = 0.06 dB
Peak SAR (extrapolated) = 1.22 W/kg
SAR(1 g) = 0.514 W/kg; SAR(10 g) = 0.220 W/kg
Maximum value of SAR (measured) = 0.938 W/kg

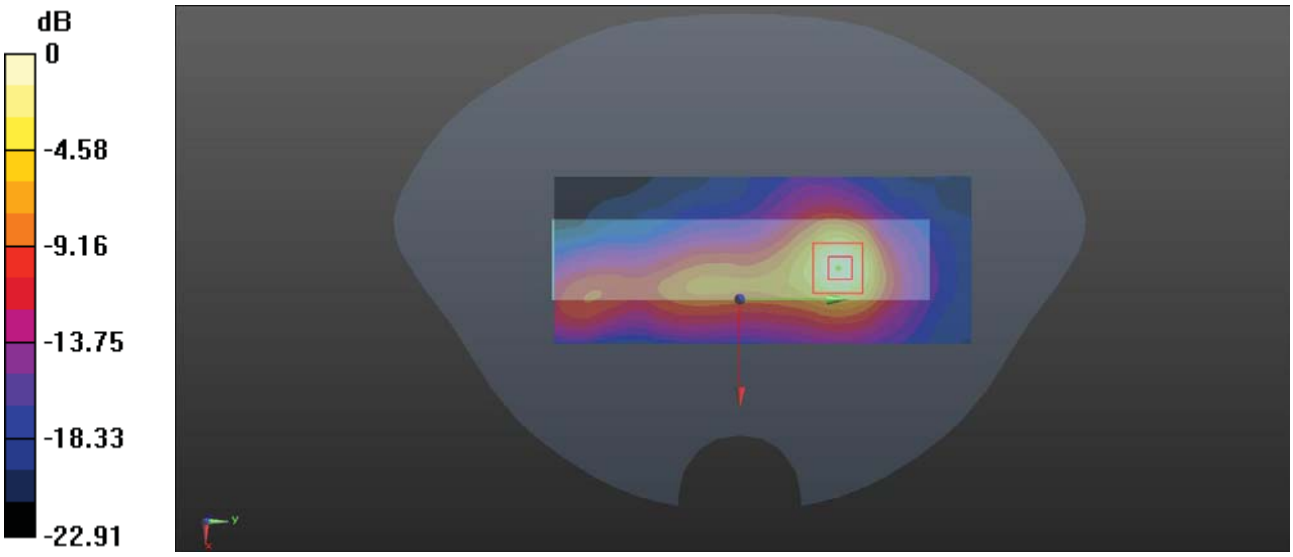

0 dB = 0.938 W/kg = -0.28 dBW/kg

Test Plot 38#: LTE Band 7_1RB_Mid_Body Right

DUT: POS Terminal; Type: N700; Serial: CR22010044-SA-S1

Communication System: Generic FDD-LTE; Frequency: 2535 MHz;Duty Cycle: 1:1
Medium parameters used: f = 2535 MHz; σ = 1.905 S/m; ε_r = 39.102; ρ = 1000 kg/m^3
Phantom section: Flat Section

DASY5 Configuration:

- Probe: EX3DV4 - SN7329; ConvF(7.42, 7.42, 7.42) @ 2535 MHz; Calibrated: 2021/12/31
- Sensor-Surface: 1.4mm (Mechanical Surface Detection)
- Electronics: DAE4 Sn1354; Calibrated: 2021/9/1
- Phantom: Twin SAM; Type: Twin SAM V5.0; Serial: TP:1412
- Measurement SW: DASY52, Version 52.10 (2); SEMCAD X Version 14.6.12 (7470)

Area Scan (71x171x1): Interpolated grid: dx=1.200 mm, dy=1.200 mm
Maximum value of SAR (interpolated) = 0.272 W/kg

Zoom Scan (5x5x7)/Cube 0: Measurement grid: dx=8mm, dy=8mm, dz=5mm
Reference Value = 5.185 V/m; Power Drift = 0.12 dB
Peak SAR (extrapolated) = 0.330 W/kg
SAR(1 g) = 0.194 W/kg; SAR(10 g) = 0.115 W/kg
Maximum value of SAR (measured) = 0.283 W/kg

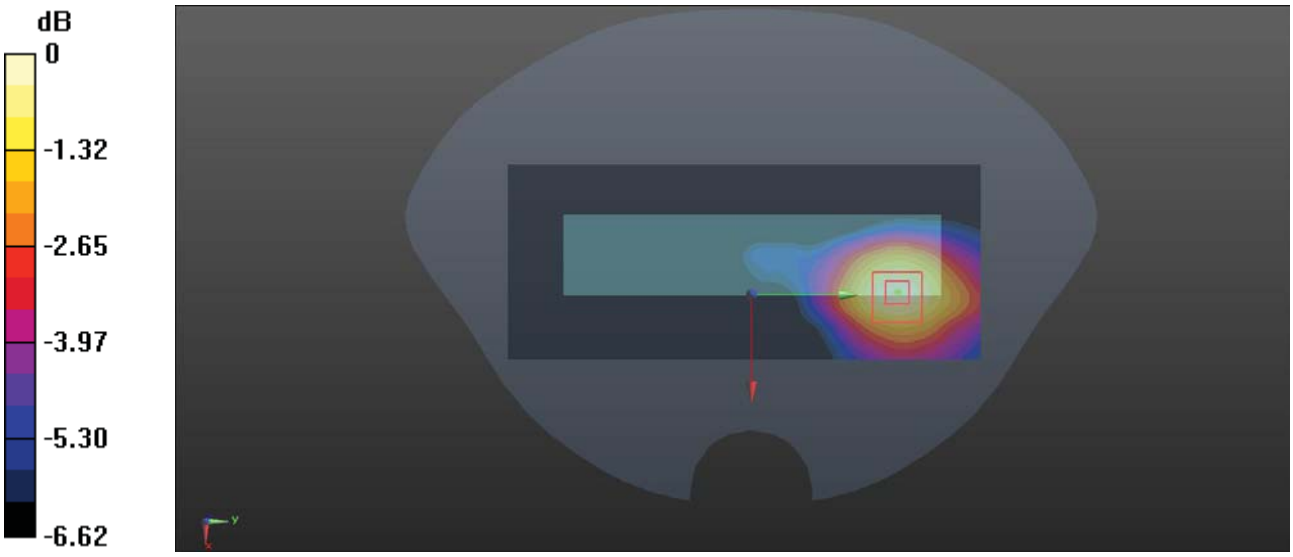

0 dB = 0.283 W/kg = -5.48 dBW/kg

Test Plot 39#: LTE Band 7_50%RB_Mid_Body Right

DUT: POS Terminal; Type: N700; Serial: CR22010044-SA-S1

Communication System: Generic FDD-LTE; Frequency: 2535 MHz;Duty Cycle: 1:1
Medium parameters used: f = 2535 MHz; σ = 1.905 S/m; ε_r = 39.102; ρ = 1000 kg/m^3
Phantom section: Flat Section

DASY5 Configuration:

- Probe: EX3DV4 - SN7329; ConvF(7.42, 7.42, 7.42) @ 2535 MHz; Calibrated: 2021/12/31
- Sensor-Surface: 1.4mm (Mechanical Surface Detection)
- Electronics: DAE4 Sn1354; Calibrated: 2021/9/1
- Phantom: Twin SAM; Type: Twin SAM V5.0; Serial: TP:1412
- Measurement SW: DASY52, Version 52.10 (2); SEMCAD X Version 14.6.12 (7470)

Area Scan (61x151x1): Interpolated grid: dx=1.200 mm, dy=1.200 mm
Maximum value of SAR (interpolated) = 0.0918 W/kg

Zoom Scan (5x5x7)/Cube 0: Measurement grid: dx=8mm, dy=8mm, dz=5mm
Reference Value = 3.410 V/m; Power Drift = 0.10 dB
Peak SAR (extrapolated) = 0.112 W/kg
SAR(1 g) = 0.059 W/kg; SAR(10 g) = 0.034 W/kg
Maximum value of SAR (measured) = 0.0911 W/kg

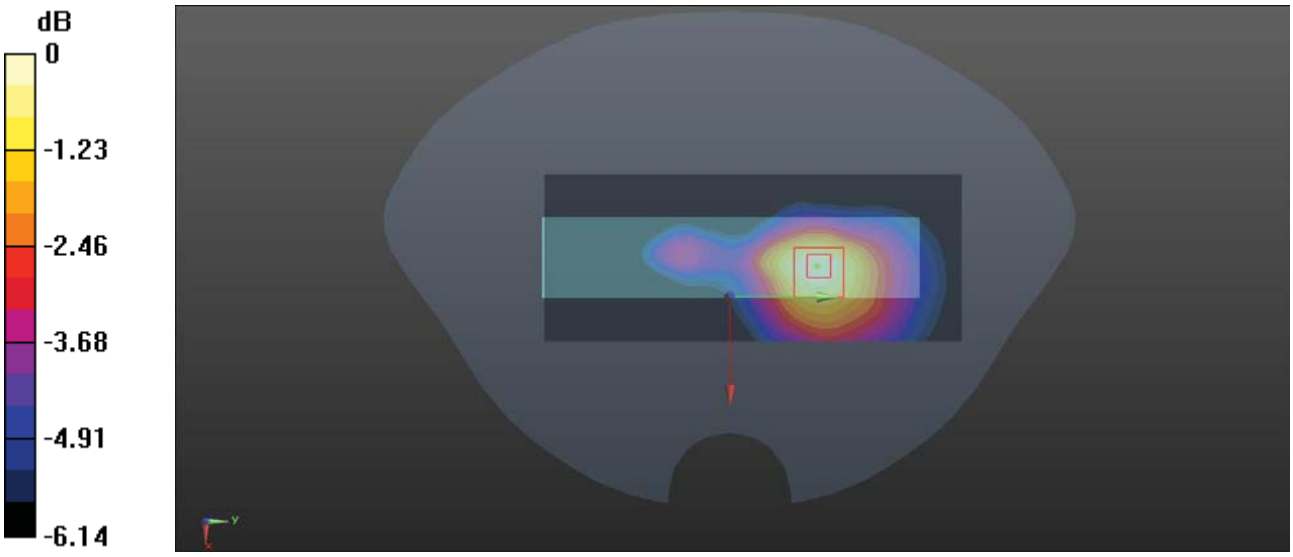

0 dB = 0.0911 W/kg = -10.40 dBW/kg

Test Plot 40#: LTE Band 7_1RB_Mid_Body Top

DUT: POS Terminal; Type: N700; Serial: CR22010044-SA-S1

Communication System: Generic FDD-LTE; Frequency: 2535 MHz;Duty Cycle: 1:1
Medium parameters used: f = 2535 MHz; σ = 1.905 S/m; ε_r = 39.102; ρ = 1000 kg/m^3
Phantom section: Flat Section

DASY5 Configuration:

- Probe: EX3DV4 - SN7329; ConvF(7.42, 7.42, 7.42) @ 2535 MHz; Calibrated: 2021/12/31
- Sensor-Surface: 1.4mm (Mechanical Surface Detection)
- Electronics: DAE4 Sn1354; Calibrated: 2021/9/1
- Phantom: Twin SAM; Type: Twin SAM V5.0; Serial: TP:1412
- Measurement SW: DASY52, Version 52.10 (2); SEMCAD X Version 14.6.12 (7470)

Area Scan (61x81x1): Interpolated grid: dx=1.500 mm, dy=1.500 mm
Maximum value of SAR (interpolated) = 0.731 W/kg

Zoom Scan (5x5x7)/Cube 0: Measurement grid: dx=8mm, dy=8mm, dz=5mm
Reference Value = 17.64 V/m; Power Drift = -0.11 dB
Peak SAR (extrapolated) = 0.997 W/kg
SAR(1 g) = 0.457 W/kg; SAR(10 g) = 0.218 W/kg
Maximum value of SAR (measured) = 0.680 W/kg

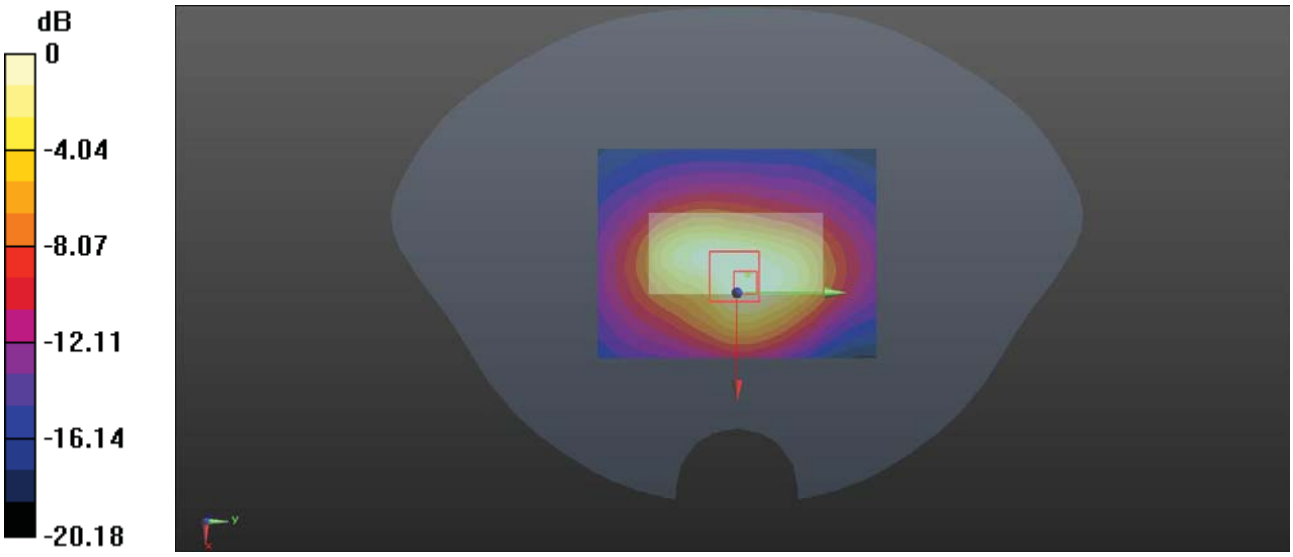

0 dB = 0.680 W/kg = -1.67 dBW/kg

Test Plot 41#: LTE Band 7_50%RB_Mid_Body Top

DUT: POS Terminal; Type: N700; Serial: CR22010044-SA-S1

Communication System: Generic FDD-LTE; Frequency: 2535 MHz;Duty Cycle: 1:1
Medium parameters used: f = 2535 MHz; σ = 1.905 S/m; ε_r = 39.102; ρ = 1000 kg/m^3
Phantom section: Flat Section

DASY5 Configuration:

- Probe: EX3DV4 - SN7329; ConvF(7.42, 7.42, 7.42) @ 2535 MHz; Calibrated: 2021/12/31
- Sensor-Surface: 1.4mm (Mechanical Surface Detection)
- Electronics: DAE4 Sn1354; Calibrated: 2021/9/1
- Phantom: Twin SAM; Type: Twin SAM V5.0; Serial: TP:1412
- Measurement SW: DASY52, Version 52.10 (2); SEMCAD X Version 14.6.12 (7470)

Area Scan (61x81x1): Interpolated grid: dx=1.500 mm, dy=1.500 mm
Maximum value of SAR (interpolated) = 0.611 W/kg

Zoom Scan (5x5x7)/Cube 0: Measurement grid: dx=8mm, dy=8mm, dz=5mm
Reference Value = 12.98 V/m; Power Drift = -0.10 dB
Peak SAR (extrapolated) = 0.691 W/kg
SAR(1 g) = 0.355 W/kg; SAR(10 g) = 0.187 W/kg
Maximum value of SAR (measured) = 0.555 W/kg

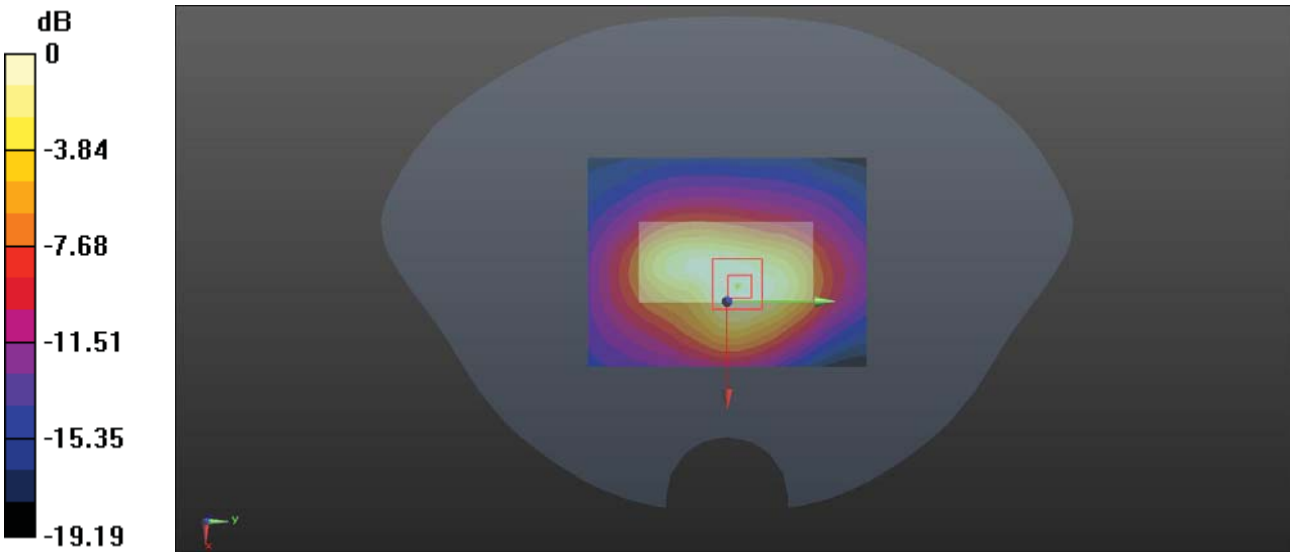

0 dB = 0.555 W/kg = -2.56 dBW/kg

Test Plot 42#: LTE Band 12_1RB_Mid_ Body Back

DUT: POS Terminal; Type: N700; Serial: CR22010044-SA-S1

Communication System:Generic FDD-LTE; Frequency: 707.5 MHz;Duty Cycle: 1:1
Medium parameters used: f = 707.5 MHz; σ = 0.873 S/m; ε_r = 42.195; ρ = 1000 kg/m^3
Phantom section: Flat Section

DASY5 Configuration:

- Probe: EX3DV4 - SN7329; ConvF(10.06, 10.06, 10.06) @ 707.5 MHz; Calibrated: 2021/12/31
- Sensor-Surface: 1.4mm (Mechanical Surface Detection)
- Electronics: DAE4 Sn1354; Calibrated: 2021/9/1
- Phantom: Twin SAM; Type: Twin SAM V5.0; Serial: TP:1412
- Measurement SW: DASY52, Version 52.10 (2); SEMCAD X Version 14.6.12 (7470)

Area Scan (81x141x1): Interpolated grid: dx=1.500 mm, dy=1.500 mm
Maximum value of SAR (interpolated) = 0.0164 W/kg

Zoom Scan (5x5x7)/Cube 0: Measurement grid: dx=8mm, dy=8mm, dz=5mm
Reference Value = 4.258 V/m; Power Drift = -0.17 dB
Peak SAR (extrapolated) = 0.0210 W/kg
SAR(1 g) = 0.013 W/kg; SAR(10 g) = 0.00901 W/kg
Maximum value of SAR (measured) = 0.0179 W/kg

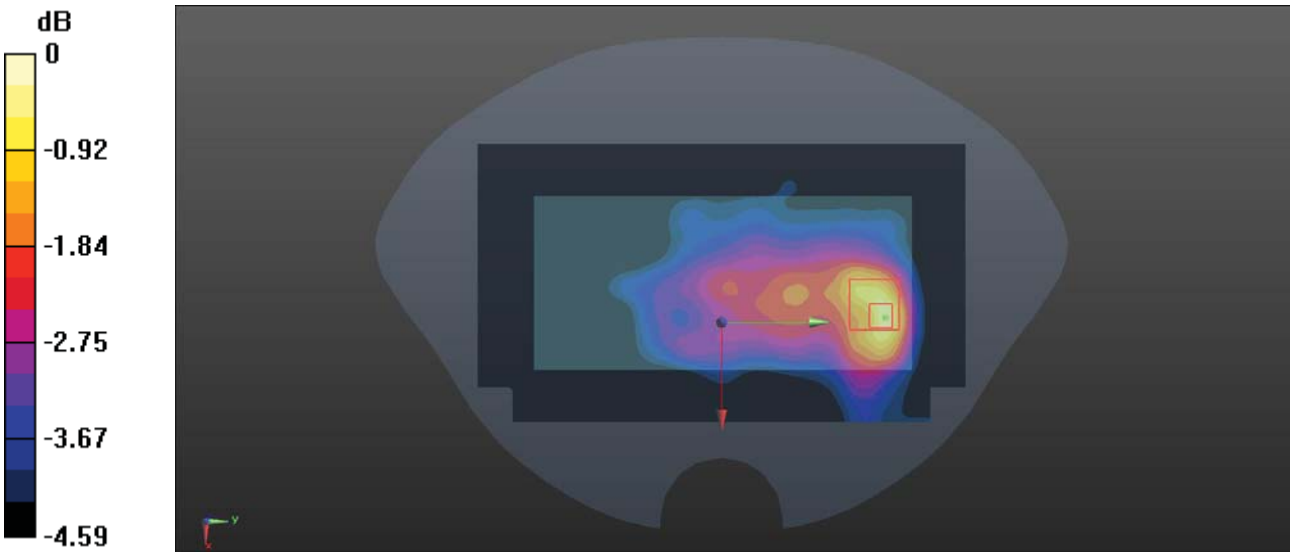

0 dB = 0.0179 W/kg = -17.47 dBW/kg

Test Plot 43#: LTE Band 12_50%RB_Mid_ Body Back

DUT: POS Terminal; Type: N700; Serial: CR22010044-SA-S1

Communication System:Generic FDD-LTE; Frequency: 707.5 MHz;Duty Cycle: 1:1
Medium parameters used: f = 707.5 MHz; σ = 0.873 S/m; ε_r = 42.195; ρ = 1000 kg/m^3
Phantom section: Flat Section

DASY5 Configuration:

- Probe: EX3DV4 - SN7329; ConvF(10.06, 10.06, 10.06) @ 707.5 MHz; Calibrated: 2021/12/31
- Sensor-Surface: 1.4mm (Mechanical Surface Detection)
- Electronics: DAE4 Sn1354; Calibrated: 2021/9/1
- Phantom: Twin SAM; Type: Twin SAM V5.0; Serial: TP:1412
- Measurement SW: DASY52, Version 52.10 (2); SEMCAD X Version 14.6.12 (7470)

Area Scan (81x141x1): Interpolated grid: dx=1.500 mm, dy=1.500 mm
Maximum value of SAR (interpolated) = 0.0163 W/kg

Zoom Scan (5x5x7)/Cube 0: Measurement grid: dx=8mm, dy=8mm, dz=5mm
Reference Value = 3.232 V/m; Power Drift = -0.12 dB
Peak SAR (extrapolated) = 0.0190 W/kg
SAR(1 g) = 0.011 W/kg; SAR(10 g) = 0.00789 W/kg
Maximum value of SAR (measured) = 0.0154 W/kg

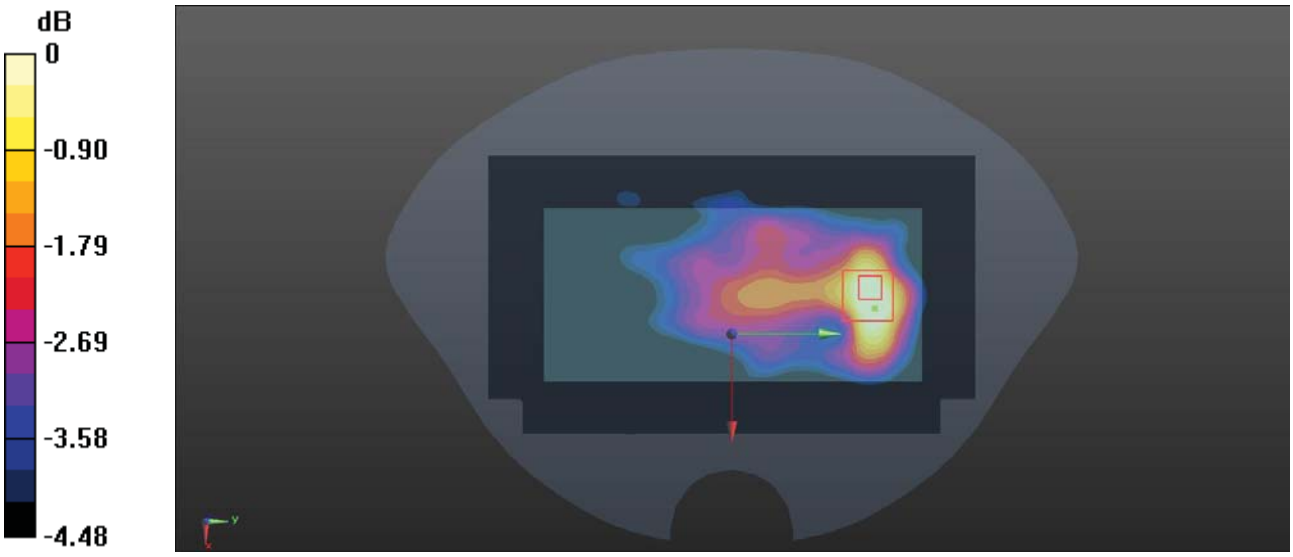

0 dB = 0.0154 W/kg = -18.12 dBW/kg

Test Plot 44#: LTE Band 12_1RB_Mid_ Body Left

DUT: POS Terminal; Type: N700; Serial: CR22010044-SA-S1

Communication System:Generic FDD-LTE; Frequency: 707.5 MHz;Duty Cycle: 1:1
Medium parameters used: f = 707.5 MHz; σ = 0.873 S/m; ε_r = 42.195; ρ = 1000 kg/m^3
Phantom section: Flat Section

DASY5 Configuration:

- Probe: EX3DV4 - SN7329; ConvF(10.06, 10.06, 10.06) @ 707.5 MHz; Calibrated: 2021/12/31
- Sensor-Surface: 1.4mm (Mechanical Surface Detection)
- Electronics: DAE4 Sn1354; Calibrated: 2021/9/1
- Phantom: Twin SAM; Type: Twin SAM V5.0; Serial: TP:1412
- Measurement SW: DASY52, Version 52.10 (2); SEMCAD X Version 14.6.12 (7470)

Area Scan (61x141x1): Interpolated grid: dx=1.500 mm, dy=1.500 mm
Maximum value of SAR (interpolated) = 0.0436 W/kg

Zoom Scan (5x5x7)/Cube 0: Measurement grid: dx=8mm, dy=8mm, dz=5mm
Reference Value = 4.830 V/m; Power Drift = 0.15 dB
Peak SAR (extrapolated) = 0.0780 W/kg
SAR(1 g) = 0.029 W/kg; SAR(10 g) = 0.016 W/kg
Maximum value of SAR (measured) = 0.0542 W/kg

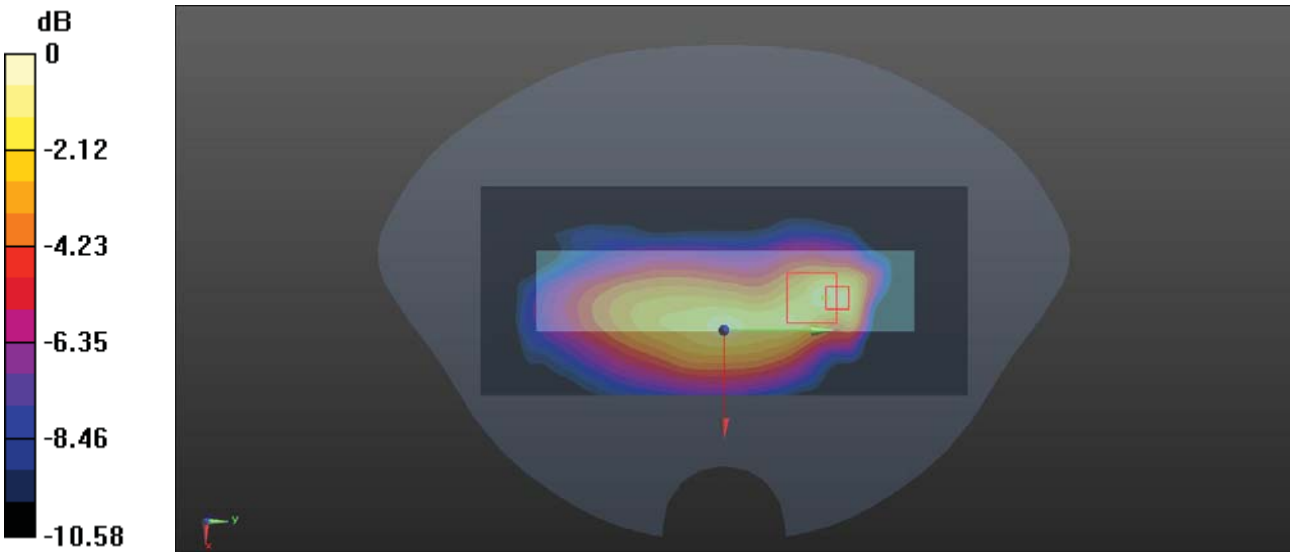

0 dB = 0.0542 W/kg = -12.66 dBW/kg

Test Plot 45#: LTE Band 12_50%RB_Mid_ Body Left

DUT: POS Terminal; Type: N700; Serial: CR22010044-SA-S1

Communication System:Generic FDD-LTE; Frequency: 707.5 MHz;Duty Cycle: 1:1
Medium parameters used: f = 707.5 MHz; σ = 0.873 S/m; ε_r = 42.195; ρ = 1000 kg/m^3
Phantom section: Flat Section

DASY5 Configuration:

- Probe: EX3DV4 - SN7329; ConvF(10.06, 10.06, 10.06) @ 707.5 MHz; Calibrated: 2021/12/31
- Sensor-Surface: 1.4mm (Mechanical Surface Detection)
- Electronics: DAE4 Sn1354; Calibrated: 2021/9/1
- Phantom: Twin SAM; Type: Twin SAM V5.0; Serial: TP:1412
- Measurement SW: DASY52, Version 52.10 (2); SEMCAD X Version 14.6.12 (7470)

Area Scan (61x141x1): Interpolated grid: dx=1.500 mm, dy=1.500 mm
Maximum value of SAR (interpolated) = 0.0300 W/kg

Zoom Scan (5x5x7)/Cube 0: Measurement grid: dx=8mm, dy=8mm, dz=5mm
Reference Value = 4.469 V/m; Power Drift = -0.09 dB
Peak SAR (extrapolated) = 0.0360 W/kg
SAR(1 g) = 0.015 W/kg; SAR(10 g) = 0.00909 W/kg
Maximum value of SAR (measured) = 0.0238 W/kg

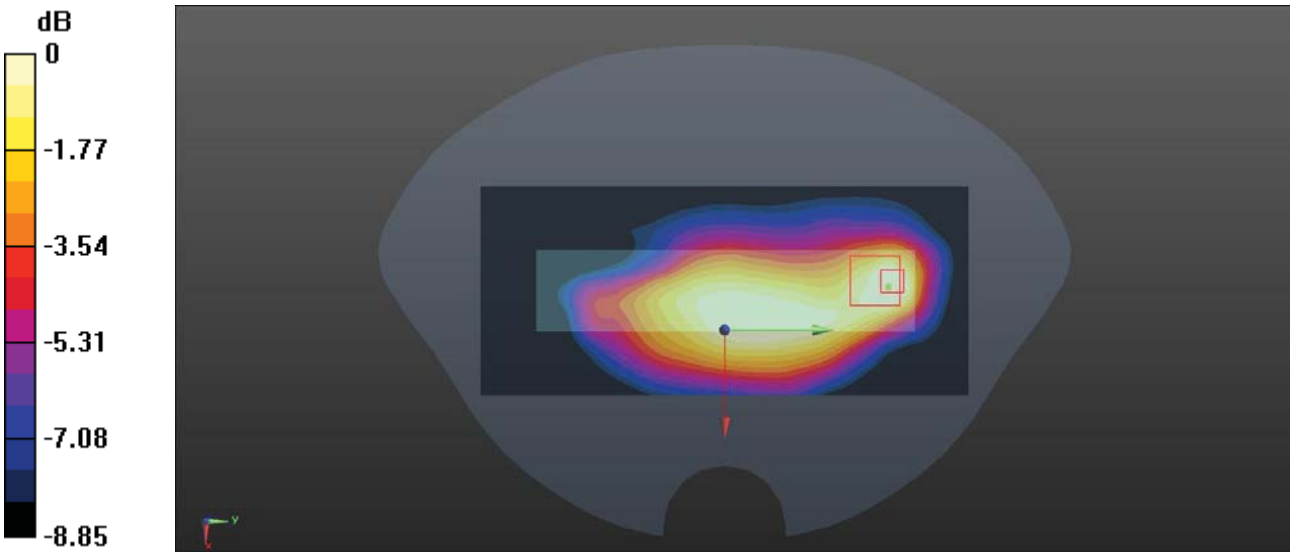

0 dB = 0.0238 W/kg = -16.23 dBW/kg

Test Plot 46#: LTE Band 12_1RB_Mid_ Body Top

DUT: POS Terminal; Type: N700; Serial: CR22010044-SA-S1

Communication System:Generic FDD-LTE; Frequency: 707.5 MHz;Duty Cycle: 1:1
Medium parameters used: f = 707.5 MHz; σ = 0.873 S/m; ε_r = 42.195; ρ = 1000 kg/m^3
Phantom section: Flat Section

DASY5 Configuration:

- Probe: EX3DV4 - SN7329; ConvF(10.06, 10.06, 10.06) @ 707.5 MHz; Calibrated: 2021/12/31
- Sensor-Surface: 1.4mm (Mechanical Surface Detection)
- Electronics: DAE4 Sn1354; Calibrated: 2021/9/1
- Phantom: Twin SAM; Type: Twin SAM V5.0; Serial: TP:1412
- Measurement SW: DASY52, Version 52.10 (2); SEMCAD X Version 14.6.12 (7470)

Area Scan (61x81x1): Interpolated grid: dx=1.500 mm, dy=1.500 mm
Maximum value of SAR (interpolated) = 0.0435 W/kg

Zoom Scan (5x5x7)/Cube 0: Measurement grid: dx=8mm, dy=8mm, dz=5mm
Reference Value = 5.273 V/m; Power Drift = 0.13 dB
Peak SAR (extrapolated) = 0.0680 W/kg
SAR(1 g) = 0.026 W/kg; SAR(10 g) = 0.015 W/kg
Maximum value of SAR (measured) = 0.0415 W/kg

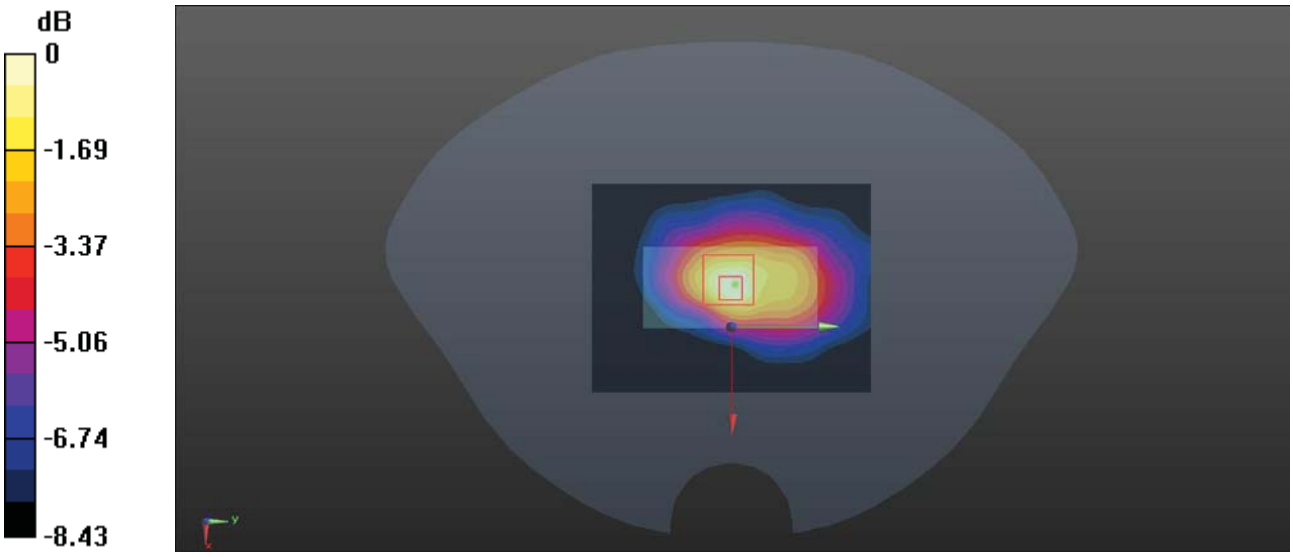

0 dB = 0.0415 W/kg = -13.82 dBW/kg

Test Plot 47#: LTE Band 12_50%RB_Mid_ Body Top

DUT: POS Terminal; Type: N700; Serial: CR22010044-SA-S1

Communication System:Generic FDD-LTE; Frequency: 707.5 MHz;Duty Cycle: 1:1
Medium parameters used: f = 707.5 MHz; σ = 0.873 S/m; ε_r = 42.195; ρ = 1000 kg/m^3
Phantom section: Flat Section

DASY5 Configuration:

- Probe: EX3DV4 - SN7329; ConvF(10.06, 10.06, 10.06) @ 707.5 MHz; Calibrated: 2021/12/31
- Sensor-Surface: 1.4mm (Mechanical Surface Detection)
- Electronics: DAE4 Sn1354; Calibrated: 2021/9/1
- Phantom: Twin SAM; Type: Twin SAM V5.0; Serial: TP:1412
- Measurement SW: DASY52, Version 52.10 (2); SEMCAD X Version 14.6.12 (7470)

Area Scan (61x81x1): Interpolated grid: dx=1.500 mm, dy=1.500 mm
Maximum value of SAR (interpolated) = 0.0432 W/kg

Zoom Scan (5x5x7)/Cube 0: Measurement grid: dx=8mm, dy=8mm, dz=5mm
Reference Value = 4.981 V/m; Power Drift = 0.07 dB
Peak SAR (extrapolated) = 0.0790 W/kg
SAR(1 g) = 0.025 W/kg; SAR(10 g) = 0.013 W/kg
Maximum value of SAR (measured) = 0.0479 W/kg

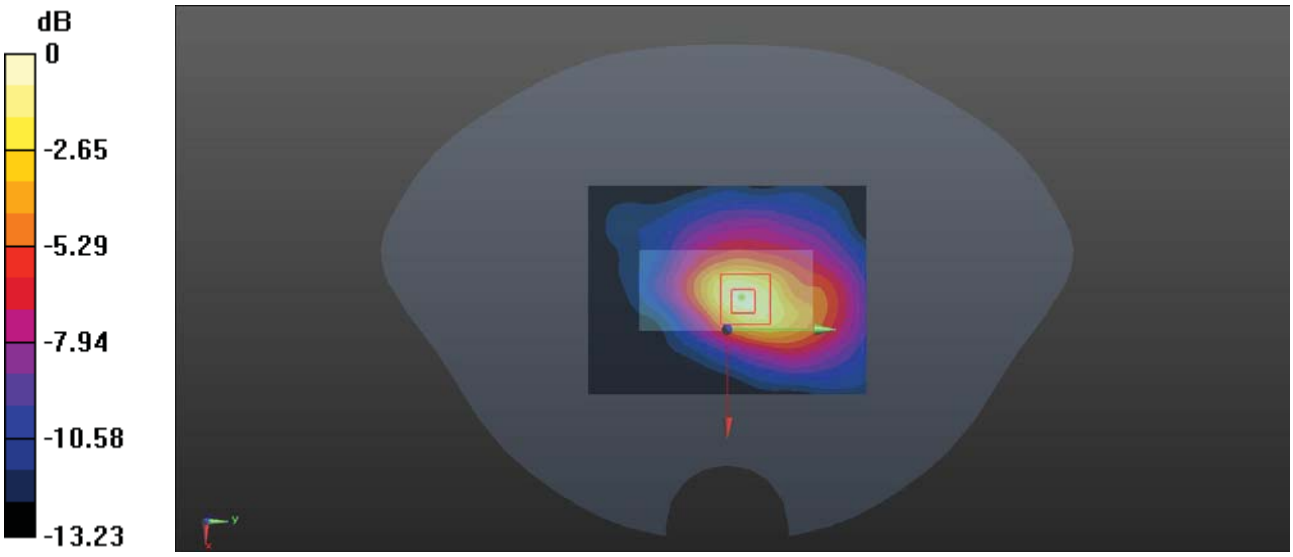

0 dB = 0.0479 W/kg = -13.20 dBW/kg

Test Plot 48#: LTE Band 13_1RB_Mid_ Body Back

DUT: POS Terminal; Type: N700; Serial: CR22010044-SA-S1

Communication System:Generic FDD-LTE; Frequency: 782 MHz;Duty Cycle: 1:1
Medium parameters used (interpolated): f = 782 MHz; σ = 0.891 S/m; ε_r = 41.864; ρ = 1000 kg/m^3
Phantom section: Flat Section

DASY5 Configuration:

- Probe: EX3DV4 - SN7329; ConvF(10.06, 10.06, 10.06) @ 782 MHz; Calibrated: 2021/12/31
- Sensor-Surface: 1.4mm (Mechanical Surface Detection)
- Electronics: DAE4 Sn1354; Calibrated: 2021/9/1
- Phantom: Twin SAM; Type: Twin SAM V5.0; Serial: TP:1412
- Measurement SW: DASY52, Version 52.10 (2); SEMCAD X Version 14.6.12 (7470)

Area Scan (81x141x1): Interpolated grid: dx=1.500 mm, dy=1.500 mm
Maximum value of SAR (interpolated) = 0.0722 W/kg

Zoom Scan (5x5x7)/Cube 0: Measurement grid: dx=8mm, dy=8mm, dz=5mm
Reference Value = 7.180 V/m; Power Drift = -0.15 dB
Peak SAR (extrapolated) = 0.0850 W/kg
SAR(1 g) = 0.056 W/kg; SAR(10 g) = 0.039 W/kg
Maximum value of SAR (measured) = 0.0741 W/kg

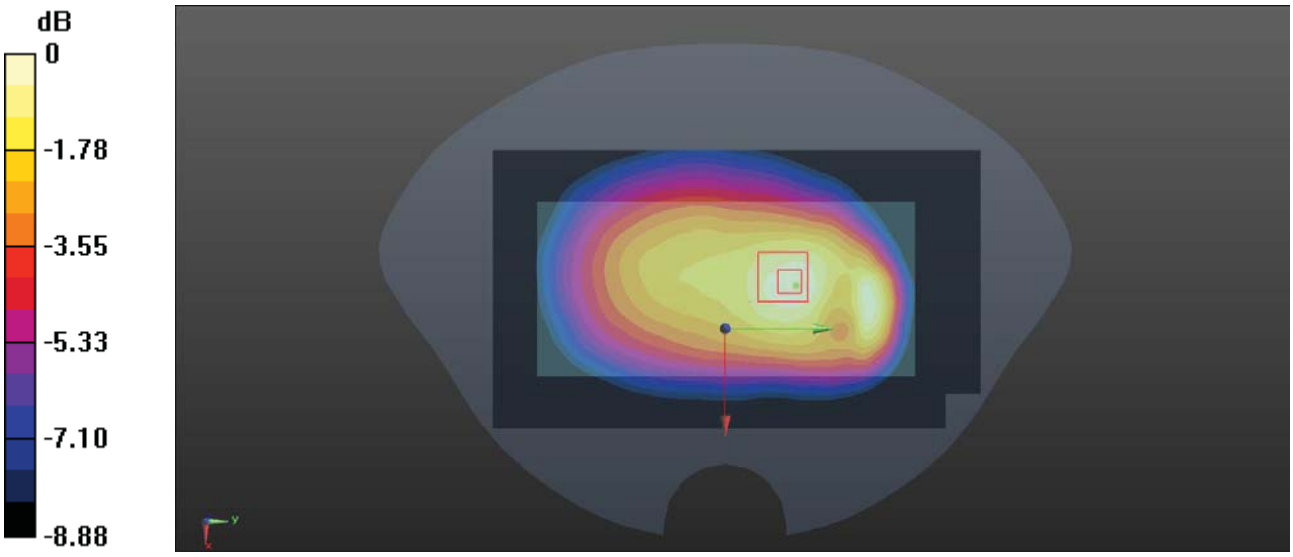

0 dB = 0.0741 W/kg = -11.30 dBW/kg

Test Plot 49#: LTE Band 13_50%RB_Mid_ Body Back

DUT: POS Terminal; Type: N700; Serial: CR22010044-SA-S1

Communication System:Generic FDD-LTE; Frequency: 782 MHz;Duty Cycle: 1:1
Medium parameters used (interpolated): f = 782 MHz; σ = 0.891 S/m; ε_r = 41.864; ρ = 1000 kg/m^3
Phantom section: Flat Section

DASY5 Configuration:

- Probe: EX3DV4 - SN7329; ConvF(10.06, 10.06, 10.06) @ 782 MHz; Calibrated: 2021/12/31
- Sensor-Surface: 1.4mm (Mechanical Surface Detection)
- Electronics: DAE4 Sn1354; Calibrated: 2021/9/1
- Phantom: Twin SAM; Type: Twin SAM V5.0; Serial: TP:1412
- Measurement SW: DASY52, Version 52.10 (2); SEMCAD X Version 14.6.12 (7470)

Area Scan (81x141x1): Interpolated grid: dx=1.500 mm, dy=1.500 mm
Maximum value of SAR (interpolated) = 0.0690 W/kg

Zoom Scan (5x5x7)/Cube 0: Measurement grid: dx=8mm, dy=8mm, dz=5mm
Reference Value = 6.488 V/m; Power Drift = -0.20 dB
Peak SAR (extrapolated) = 0.0850 W/kg
SAR(1 g) = 0.045 W/kg; SAR(10 g) = 0.027 W/kg
Maximum value of SAR (measured) = 0.0651 W/kg

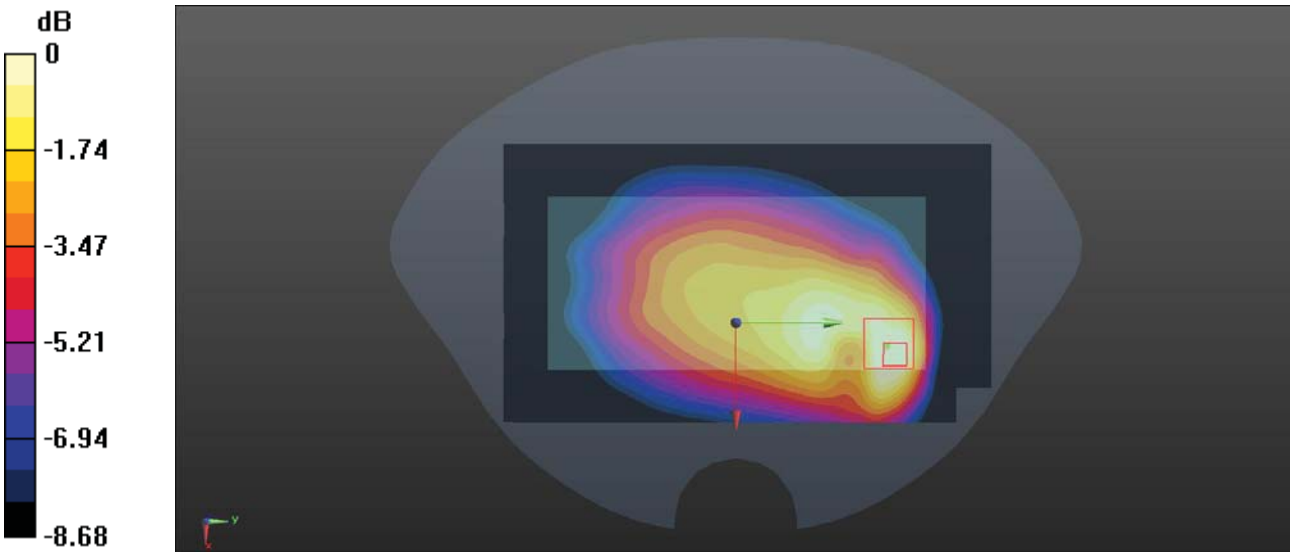

0 dB = 0.0651 W/kg = -11.86 dBW/kg

Test Plot 50#: LTE Band 13_1RB_Mid_ Body Left

DUT: POS Terminal; Type: N700; Serial: CR22010044-SA-S1

Communication System:Generic FDD-LTE; Frequency: 782 MHz;Duty Cycle: 1:1
Medium parameters used (interpolated): f = 782 MHz; σ = 0.891 S/m; ε_r = 41.864; ρ = 1000 kg/m^3
Phantom section: Flat Section

DASY5 Configuration:

- Probe: EX3DV4 - SN7329; ConvF(10.06, 10.06, 10.06) @ 782 MHz; Calibrated: 2021/12/31
- Sensor-Surface: 1.4mm (Mechanical Surface Detection)
- Electronics: DAE4 Sn1354; Calibrated: 2021/9/1
- Phantom: Twin SAM; Type: Twin SAM V5.0; Serial: TP:1412
- Measurement SW: DASY52, Version 52.10 (2); SEMCAD X Version 14.6.12 (7470)

Area Scan (61x141x1): Interpolated grid: dx=1.500 mm, dy=1.500 mm
Maximum value of SAR (interpolated) = 0.213 W/kg

Zoom Scan (5x5x7)/Cube 0: Measurement grid: dx=8mm, dy=8mm, dz=5mm
Reference Value = 8.353 V/m; Power Drift = -0.03 dB
Peak SAR (extrapolated) = 0.344 W/kg
SAR(1 g) = 0.117 W/kg; SAR(10 g) = 0.050 W/kg
Maximum value of SAR (measured) = 0.248 W/kg

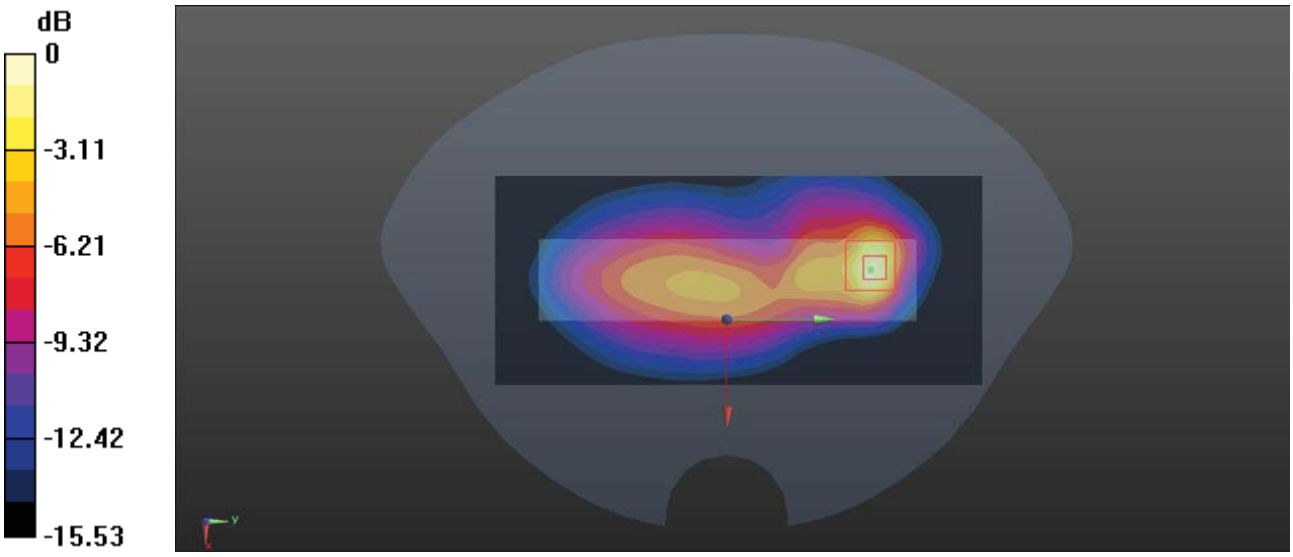

0 dB = 0.248 W/kg = -6.06 dBW/kg

Test Plot 51#: LTE Band 13_50%RB_Mid_ Body Left

DUT: POS Terminal; Type: N700; Serial: CR22010044-SA-S1

Communication System:Generic FDD-LTE; Frequency: 782 MHz;Duty Cycle: 1:1
Medium parameters used (interpolated): f = 782 MHz; σ = 0.891 S/m; ε_r = 41.864; ρ = 1000 kg/m^3
Phantom section: Flat Section

DASY5 Configuration:

- Probe: EX3DV4 - SN7329; ConvF(10.06, 10.06, 10.06) @ 782 MHz; Calibrated: 2021/12/31
- Sensor-Surface: 1.4mm (Mechanical Surface Detection)
- Electronics: DAE4 Sn1354; Calibrated: 2021/9/1
- Phantom: Twin SAM; Type: Twin SAM V5.0; Serial: TP:1412
- Measurement SW: DASY52, Version 52.10 (2); SEMCAD X Version 14.6.12 (7470)

Area Scan (61x141x1): Interpolated grid: dx=1.500 mm, dy=1.500 mm
Maximum value of SAR (interpolated) = 0.278 W/kg

Zoom Scan (5x5x7)/Cube 0: Measurement grid: dx=8mm, dy=8mm, dz=5mm
Reference Value = 7.374 V/m; Power Drift = -0.14 dB
Peak SAR (extrapolated) = 0.479 W/kg
SAR(1 g) = 0.143 W/kg; SAR(10 g) = 0.060 W/kg
Maximum value of SAR (measured) = 0.319 W/kg

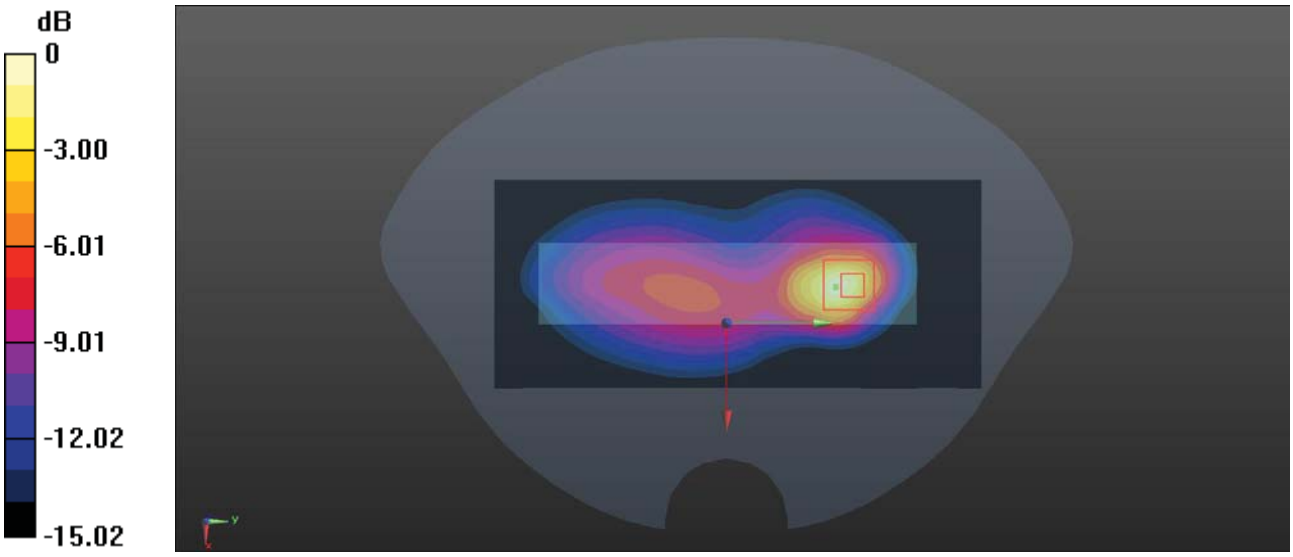

0 dB = 0.319 W/kg = -4.96 dBW/kg

Test Plot 52#: LTE Band 13_1RB_Mid_ Body Right

DUT: POS Terminal; Type: N700; Serial: CR22010044-SA-S1

Communication System:Generic FDD-LTE; Frequency: 782 MHz;Duty Cycle: 1:1
Medium parameters used (interpolated): f = 782 MHz; σ = 0.891 S/m; ε_r = 41.864; ρ = 1000 kg/m^3
Phantom section: Flat Section

DASY5 Configuration:

- Probe: EX3DV4 - SN7329; ConvF(10.06, 10.06, 10.06) @ 782 MHz; Calibrated: 2021/12/31
- Sensor-Surface: 1.4mm (Mechanical Surface Detection)
- Electronics: DAE4 Sn1354; Calibrated: 2021/9/1
- Phantom: Twin SAM; Type: Twin SAM V5.0; Serial: TP:1412
- Measurement SW: DASY52, Version 52.10 (2); SEMCAD X Version 14.6.12 (7470)

Area Scan (61x141x1): Interpolated grid: dx=1.500 mm, dy=1.500 mm
Maximum value of SAR (interpolated) = 0.0740 W/kg

Zoom Scan (5x5x7)/Cube 0: Measurement grid: dx=8mm, dy=8mm, dz=5mm
Reference Value = 7.834 V/m; Power Drift = -0.08 dB
Peak SAR (extrapolated) = 0.0850 W/kg
SAR(1 g) = 0.057 W/kg; SAR(10 g) = 0.041 W/kg
Maximum value of SAR (measured) = 0.0751 W/kg

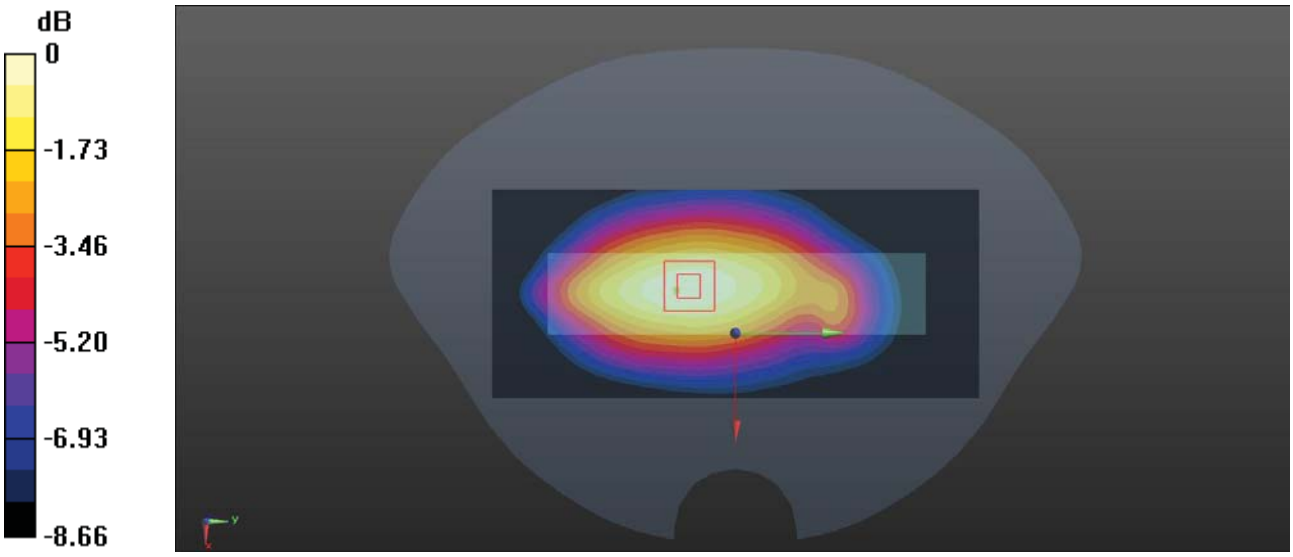

0 dB = 0.0751 W/kg = -11.24 dBW/kg

Test Plot 53#: LTE Band 13_50%RB_Mid_ Body Right

DUT: POS Terminal; Type: N700; Serial: CR22010044-SA-S1

Communication System:Generic FDD-LTE; Frequency: 782 MHz;Duty Cycle: 1:1
Medium parameters used (interpolated): f = 782 MHz; σ = 0.891 S/m; ε_r = 41.864; ρ = 1000 kg/m^3
Phantom section: Flat Section

DASY5 Configuration:

- Probe: EX3DV4 - SN7329; ConvF(10.06, 10.06, 10.06) @ 782 MHz; Calibrated: 2021/12/31
- Sensor-Surface: 1.4mm (Mechanical Surface Detection)
- Electronics: DAE4 Sn1354; Calibrated: 2021/9/1
- Phantom: Twin SAM; Type: Twin SAM V5.0; Serial: TP:1412
- Measurement SW: DASY52, Version 52.10 (2); SEMCAD X Version 14.6.12 (7470)

Area Scan (61x141x1): Interpolated grid: dx=1.500 mm, dy=1.500 mm
Maximum value of SAR (interpolated) = 0.0596 W/kg

Zoom Scan (5x5x7)/Cube 0: Measurement grid: dx=8mm, dy=8mm, dz=5mm
Reference Value = 6.864 V/m; Power Drift = 0.08 dB
Peak SAR (extrapolated) = 0.0670 W/kg
SAR(1 g) = 0.046 W/kg; SAR(10 g) = 0.033 W/kg
Maximum value of SAR (measured) = 0.0589 W/kg

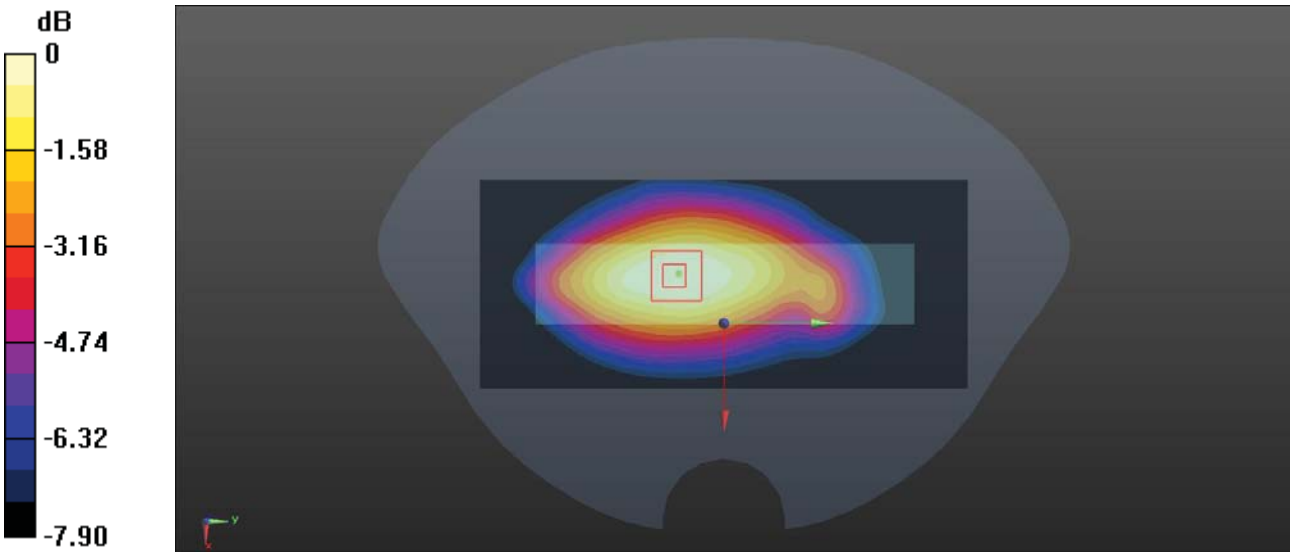

0 dB = 0.0589 W/kg = -12.30 dBW/kg

Test Plot 54#: LTE Band 13_1RB_Mid_ Body Top

DUT: POS Terminal; Type: N700; Serial: CR22010044-SA-S1

Communication System:Generic FDD-LTE; Frequency: 782 MHz;Duty Cycle: 1:1
Medium parameters used (interpolated): f = 782 MHz; σ = 0.891 S/m; ε_r = 41.864; ρ = 1000 kg/m^3
Phantom section: Flat Section

DASY5 Configuration:

- Probe: EX3DV4 - SN7329; ConvF(10.06, 10.06, 10.06) @ 782 MHz; Calibrated: 2021/12/31
- Sensor-Surface: 1.4mm (Mechanical Surface Detection)
- Electronics: DAE4 Sn1354; Calibrated: 2021/9/1
- Phantom: Twin SAM; Type: Twin SAM V5.0; Serial: TP:1412
- Measurement SW: DASY52, Version 52.10 (2); SEMCAD X Version 14.6.12 (7470)

Area Scan (61x81x1): Interpolated grid: dx=1.500 mm, dy=1.500 mm
Maximum value of SAR (interpolated) = 1.78 W/kg

Zoom Scan (5x5x7)/Cube 0: Measurement grid: dx=8mm, dy=8mm, dz=5mm
Reference Value = 10.35 V/m; Power Drift = -0.13 dB
Peak SAR (extrapolated) = 2.35 W/kg
SAR(1 g) = 0.891 W/kg; SAR(10 g) = 0.394 W/kg
Maximum value of SAR (measured) = 1.63 W/kg

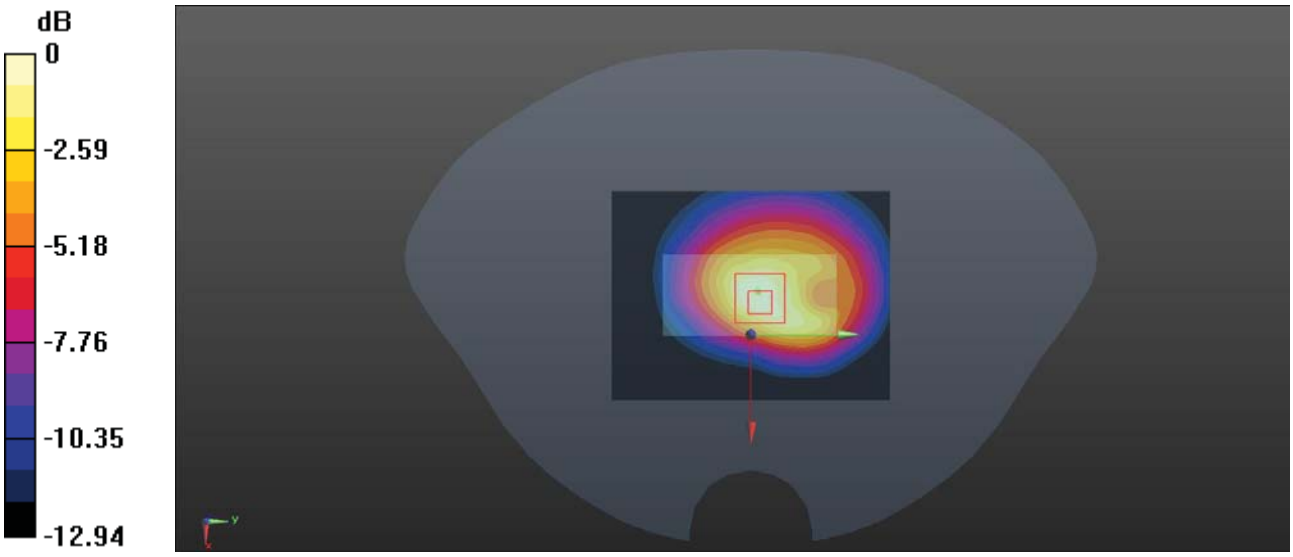

0 dB = 1.63 W/kg = 2.128 dBW/kg

Test Plot 55#: LTE Band 13_50%RB_Mid_ Body Top

DUT: POS Terminal; Type: N700; Serial: CR22010044-SA-S1

Communication System:Generic FDD-LTE; Frequency: 782 MHz;Duty Cycle: 1:1
Medium parameters used (interpolated): f = 782 MHz; σ = 0.891 S/m; ε_r = 41.864; ρ = 1000 kg/m^3
Phantom section: Flat Section

DASY5 Configuration:

- Probe: EX3DV4 - SN7329; ConvF(10.06, 10.06, 10.06) @ 782 MHz; Calibrated: 2021/12/31
- Sensor-Surface: 1.4mm (Mechanical Surface Detection)
- Electronics: DAE4 Sn1354; Calibrated: 2021/9/1
- Phantom: Twin SAM; Type: Twin SAM V5.0; Serial: TP:1412
- Measurement SW: DASY52, Version 52.10 (2); SEMCAD X Version 14.6.12 (7470)

Area Scan (61x81x1): Interpolated grid: dx=1.500 mm, dy=1.500 mm
Maximum value of SAR (interpolated) = 1.25 W/kg

Zoom Scan (5x5x7)/Cube 0: Measurement grid: dx=8mm, dy=8mm, dz=5mm
Reference Value = 8.693 V/m; Power Drift = 0.11 dB
Peak SAR (extrapolated) = 1.36 W/kg
SAR(1 g) = 0.716 W/kg; SAR(10 g) = 0.290 W/kg
Maximum value of SAR (measured) = 1.21 W/kg

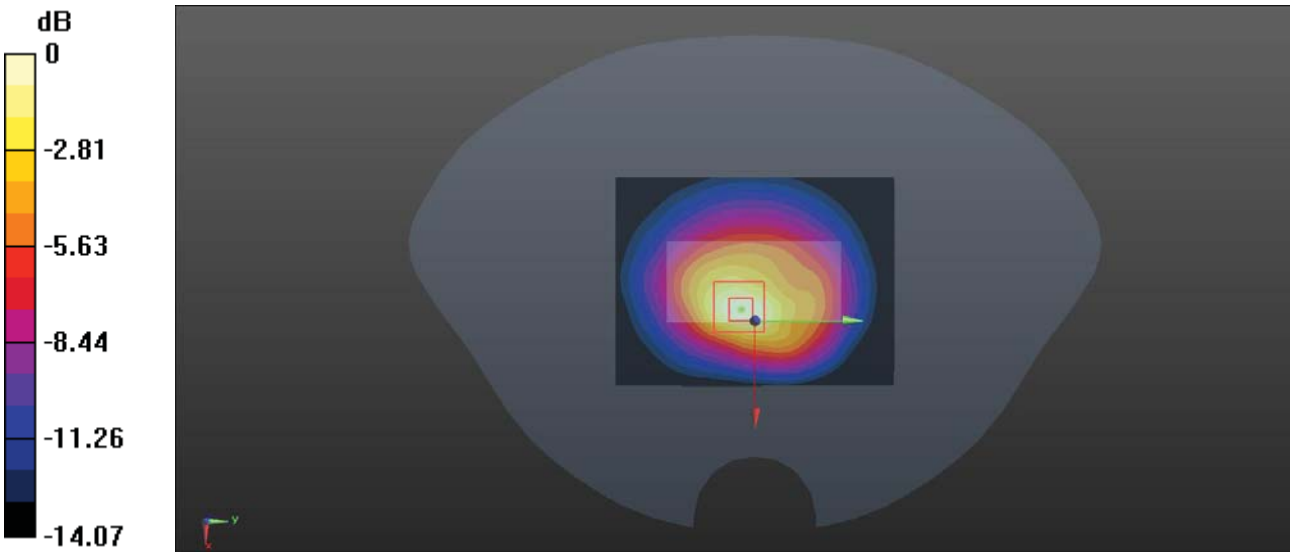

0 dB = 1.21 W/kg = 0.83 dBW/kg

Test Plot 56#: LTE Band 13_100%RB_Mid_ Body Top

DUT: POS Terminal; Type: N700; Serial: CR22010044-SA-S1

Communication System: Generic FDD-LTE; Frequency: 782 MHz;Duty Cycle: 1:1
Medium parameters used (interpolated): f = 782 MHz; σ = 0.891 S/m; ε_r = 41.864; ρ = 1000 kg/m^3
Phantom section: Flat Section

DASY5 Configuration:

- Probe: EX3DV4 - SN7329; ConvF(10.06, 10.06, 10.06) @ 782 MHz; Calibrated: 2021/12/31
- Sensor-Surface: 1.4mm (Mechanical Surface Detection)
- Electronics: DAE4 Sn1354; Calibrated: 2021/9/1
- Phantom: Twin SAM; Type: Twin SAM V5.0; Serial: TP:1412
- Measurement SW: DASY52, Version 52.10 (2); SEMCAD X Version 14.6.12 (7470)

Area Scan (61x81x1): Interpolated grid: dx=1.500 mm, dy=1.500 mm
Maximum value of SAR (interpolated) = 1.17 W/kg

Zoom Scan (5x5x7)/Cube 0: Measurement grid: dx=8mm, dy=8mm, dz=5mm
Reference Value = 8.385 V/m; Power Drift = 0.17 dB
Peak SAR (extrapolated) = 1.24 W/kg
SAR(1 g) = 0.549 W/kg; SAR(10 g) = 0.215 W/kg
Maximum value of SAR (measured) = 1.18 W/kg

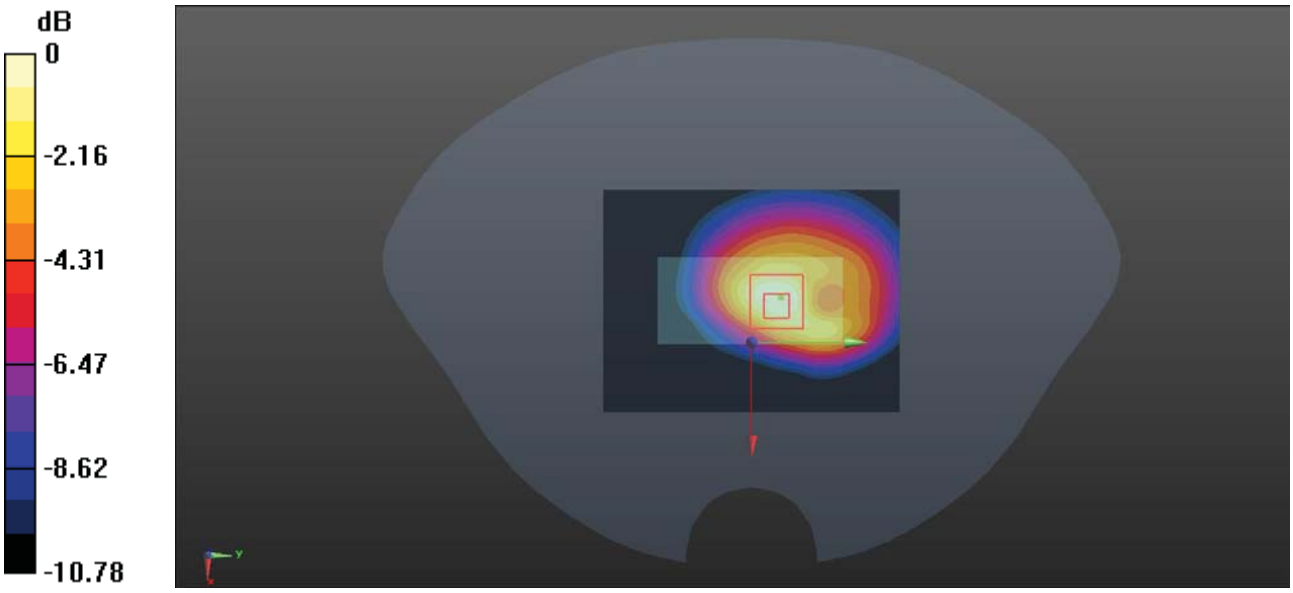

0 dB = 1.18 W/kg = 0.72 dBW/kg

Test Plot 57#:LTE Band 25_1RB_Mid_ Body Back

DUT: POS Terminal; Type: N700; Serial: CR22010044-SA-S1

Communication System:Generic FDD-LTE; Frequency: 1882.5 MHz;Duty Cycle: 1:1
Medium parameters used (interpolated): f = 1882.5 MHz; σ = 1.408 S/m; ε_r = 39.961; ρ = 1000 kg/m^3
Phantom section: Flat Section

DASY5 Configuration:

- Probe: EX3DV4 - SN7329; ConvF(8, 8, 8) @ 1882.5 MHz; Calibrated: 2021/12/31
- Sensor-Surface: 1.4mm (Mechanical Surface Detection)
- Electronics: DAE4 Sn1354; Calibrated: 2021/9/1
- Phantom: Twin SAM; Type: Twin SAM V5.0; Serial: TP:1412
- Measurement SW: DASY52, Version 52.10 (2); SEMCAD X Version 14.6.12 (7470)

Area Scan (81x141x1): Interpolated grid: dx=1.500 mm, dy=1.500 mm
Maximum value of SAR (interpolated) = 0.547 W/kg

Zoom Scan (5x5x7)/Cube 0: Measurement grid: dx=8mm, dy=8mm, dz=5mm
Reference Value = 3.954 V/m; Power Drift = -0.16 dB
Peak SAR (extrapolated) = 0.689 W/kg
SAR(1 g) = 0.368 W/kg; SAR(10 g) = 0.203 W/kg
Maximum value of SAR (measured) = 0.544 W/kg

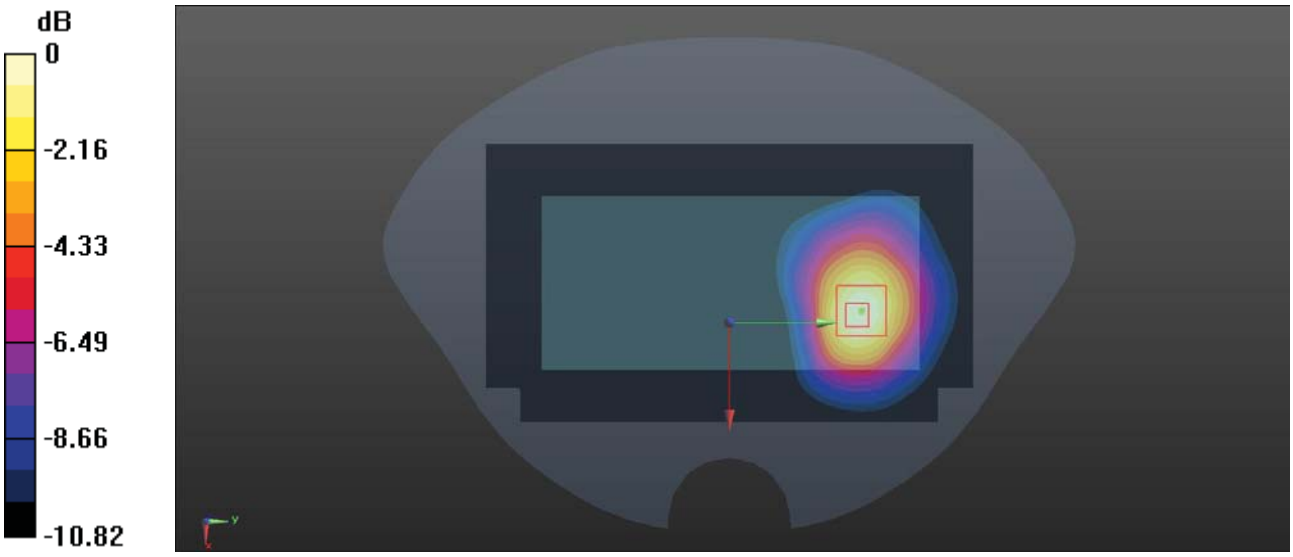

0 dB = 0.544 W/kg = -2.64 dBW/kg

Test Plot 58#:LTE Band 25_50%RB_Mid_ Body Back

DUT: POS Terminal; Type: N700; Serial: CR22010044-SA-S1

Communication System:Generic FDD-LTE; Frequency: 1882.5 MHz;Duty Cycle: 1:1
Medium parameters used (interpolated): f = 1882.5 MHz; σ = 1.408 S/m; ε_r = 39.961; ρ = 1000 kg/m^3
Phantom section: Flat Section

DASY5 Configuration:

- Probe: EX3DV4 - SN7329; ConvF(8, 8, 8) @ 1882.5 MHz; Calibrated: 2021/12/31
- Sensor-Surface: 1.4mm (Mechanical Surface Detection)
- Electronics: DAE4 Sn1354; Calibrated: 2021/9/1
- Phantom: Twin SAM; Type: Twin SAM V5.0; Serial: TP:1412
- Measurement SW: DASY52, Version 52.10 (2); SEMCAD X Version 14.6.12 (7470)

Area Scan (81x141x1): Interpolated grid: dx=1.500 mm, dy=1.500 mm
Maximum value of SAR (interpolated) = 0.606 W/kg

Zoom Scan (5x5x7)/Cube 0: Measurement grid: dx=8mm, dy=8mm, dz=5mm
Reference Value = 3.860 V/m; Power Drift = 0.19 dB
Peak SAR (extrapolated) = 0.762 W/kg
SAR(1 g) = 0.381 W/kg; SAR(10 g) = 0.206 W/kg
Maximum value of SAR (measured) = 0.600 W/kg

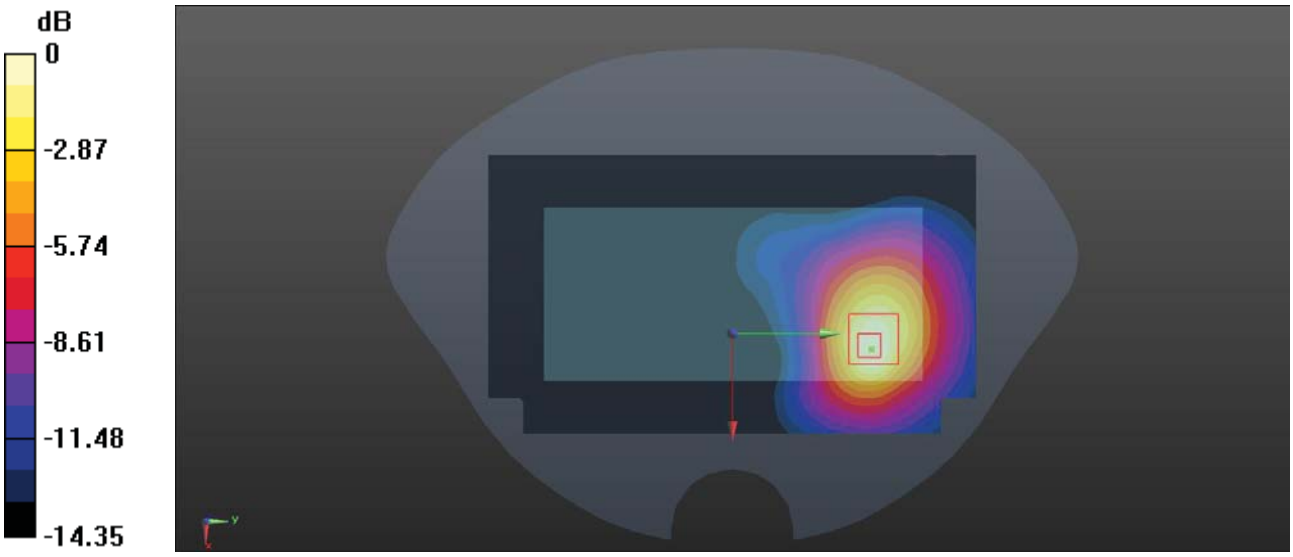

0 dB = 0.600 W/kg = -2.22 dBW/kg

Test Plot 59#:LTE Band 25_1RB_Mid_ Body Left

DUT: POS Terminal; Type: N700; Serial: CR22010044-SA-S1

Communication System:Generic FDD-LTE; Frequency: 1882.5 MHz;Duty Cycle: 1:1
Medium parameters used (interpolated): f = 1882.5 MHz; σ = 1.408 S/m; ε_r = 39.961; ρ = 1000 kg/m^3
Phantom section: Flat Section

DASY5 Configuration:

- Probe: EX3DV4 - SN7329; ConvF(8, 8, 8) @ 1882.5 MHz; Calibrated: 2021/12/31
- Sensor-Surface: 1.4mm (Mechanical Surface Detection)
- Electronics: DAE4 Sn1354; Calibrated: 2021/9/1
- Phantom: Twin SAM; Type: Twin SAM V5.0; Serial: TP:1412
- Measurement SW: DASY52, Version 52.10 (2); SEMCAD X Version 14.6.12 (7470)

Area Scan (61x141x1): Interpolated grid: dx=1.500 mm, dy=1.500 mm
Maximum value of SAR (interpolated) = 1.11 W/kg

Zoom Scan (5x5x7)/Cube 0: Measurement grid: dx=8mm, dy=8mm, dz=5mm
Reference Value = 7.435 V/m; Power Drift = 0.18 dB
Peak SAR (extrapolated) = 1.38 W/kg
SAR(1 g) = 0.624 W/kg; SAR(10 g) = 0.303 W/kg
Maximum value of SAR (measured) = 1.07 W/kg

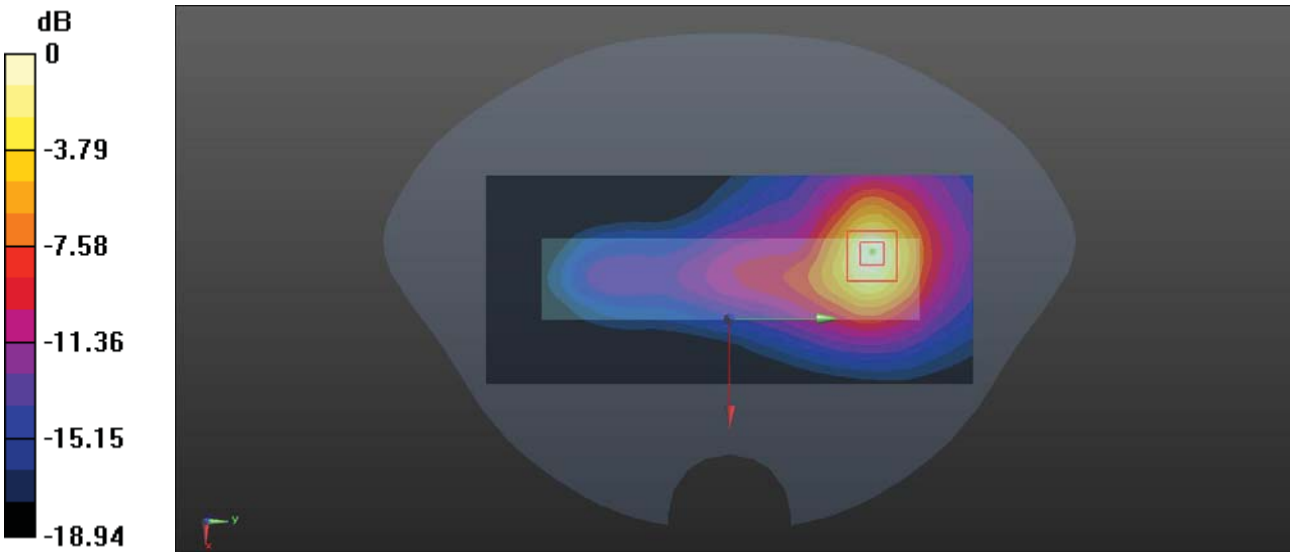

0 dB = 1.07 W/kg = 0.29 dBW/kg

Test Plot 60#:LTE Band 25_50%RB_Mid_ Body Left

DUT: POS Terminal; Type: N700; Serial: CR22010044-SA-S1

Communication System:Generic FDD-LTE; Frequency: 1882.5 MHz;Duty Cycle: 1:1
Medium parameters used (interpolated): f = 1882.5 MHz; σ = 1.408 S/m; ε_r = 39.961; ρ = 1000 kg/m^3
Phantom section: Flat Section

DASY5 Configuration:

- Probe: EX3DV4 - SN7329; ConvF(8, 8, 8) @ 1882.5 MHz; Calibrated: 2021/12/31
- Sensor-Surface: 1.4mm (Mechanical Surface Detection)
- Electronics: DAE4 Sn1354; Calibrated: 2021/9/1
- Phantom: Twin SAM; Type: Twin SAM V5.0; Serial: TP:1412
- Measurement SW: DASY52, Version 52.10 (2); SEMCAD X Version 14.6.12 (7470)

Area Scan (61x141x1): Interpolated grid: dx=1.500 mm, dy=1.500 mm
Maximum value of SAR (interpolated) = 0.584 W/kg

Zoom Scan (5x5x7)/Cube 0: Measurement grid: dx=8mm, dy=8mm, dz=5mm
Reference Value = 6.030 V/m; Power Drift = 0.00 dB
Peak SAR (extrapolated) = 0.685 W/kg
SAR(1 g) = 0.465 W/kg; SAR(10 g) = 0.259 W/kg
Maximum value of SAR (measured) = 0.571 W/kg

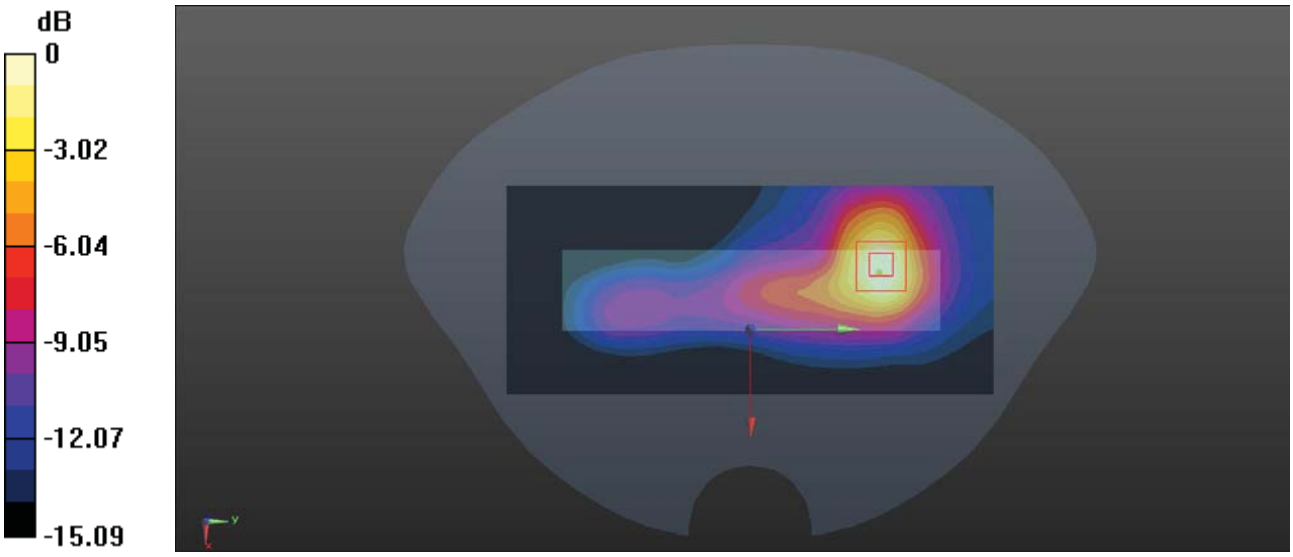

0 dB = 0.571 W/kg = -2.43dBW/kg

Test Plot 61#: LTE Band 25_1RB_Mid_ Body Right

DUT: POS Terminal; Type: N700; Serial: CR22010044-SA-S1

Communication System:Generic FDD-LTE; Frequency: 1882.5 MHz;Duty Cycle: 1:1
Medium parameters used (interpolated): f = 1882.5 MHz; σ = 1.408 S/m; ε_r = 39.961; ρ = 1000 kg/m^3
Phantom section: Flat Section

DASY5 Configuration:

- Probe: EX3DV4 - SN7329; ConvF(8, 8, 8) @ 1882.5 MHz; Calibrated: 2021/12/31
- Sensor-Surface: 1.4mm (Mechanical Surface Detection)
- Electronics: DAE4 Sn1354; Calibrated: 2021/9/1
- Phantom: Twin SAM; Type: Twin SAM V5.0; Serial: TP:1412
- Measurement SW: DASY52, Version 52.10 (2); SEMCAD X Version 14.6.12 (7470)

Area Scan (61x141x1): Interpolated grid: dx=1.500 mm, dy=1.500 mm
Maximum value of SAR (interpolated) = 0.103 W/kg

Zoom Scan (5x5x7)/Cube 0: Measurement grid: dx=8mm, dy=8mm, dz=5mm
Reference Value = 5.646 V/m; Power Drift = 0.11 dB
Peak SAR (extrapolated) = 0.119 W/kg
SAR(1 g) = 0.073 W/kg; SAR(10 g) = 0.047 W/kg
Maximum value of SAR (measured) = 0.102 W/kg

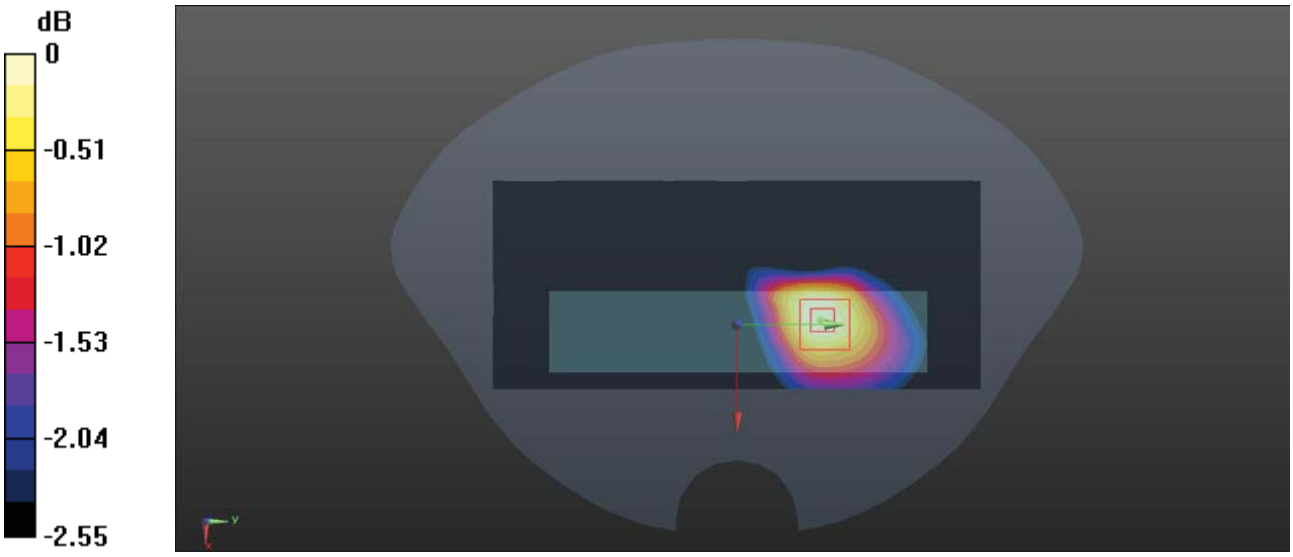

0 dB = 0.102 W/kg = -9.91 dBW/kg

Test Plot 62#:LTE Band 25_50%RB_Mid_ Body Right

DUT: POS Terminal; Type: N700; Serial: CR22010044-SA-S1

Communication System:Generic FDD-LTE; Frequency: 1882.5 MHz;Duty Cycle: 1:1
Medium parameters used (interpolated): f = 1882.5 MHz; σ = 1.408 S/m; ε_r = 39.961; ρ = 1000 kg/m^3
Phantom section: Flat Section

DASY5 Configuration:

- Probe: EX3DV4 - SN7329; ConvF(8, 8, 8) @ 1882.5 MHz; Calibrated: 2021/12/31
- Sensor-Surface: 1.4mm (Mechanical Surface Detection)
- Electronics: DAE4 Sn1354; Calibrated: 2021/9/1
- Phantom: Twin SAM; Type: Twin SAM V5.0; Serial: TP:1412
- Measurement SW: DASY52, Version 52.10 (2); SEMCAD X Version 14.6.12 (7470)

Area Scan (61x141x1): Interpolated grid: dx=1.500 mm, dy=1.500 mm
Maximum value of SAR (interpolated) = 0.0818 W/kg

Zoom Scan (5x5x7)/Cube 0: Measurement grid: dx=8mm, dy=8mm, dz=5mm
Reference Value = 4.677 V/m; Power Drift = 0.13 dB
Peak SAR (extrapolated) = 0.0970 W/kg
SAR(1 g) = 0.059 W/kg; SAR(10 g) = 0.038 W/kg
Maximum value of SAR (measured) = 0.0827 W/kg

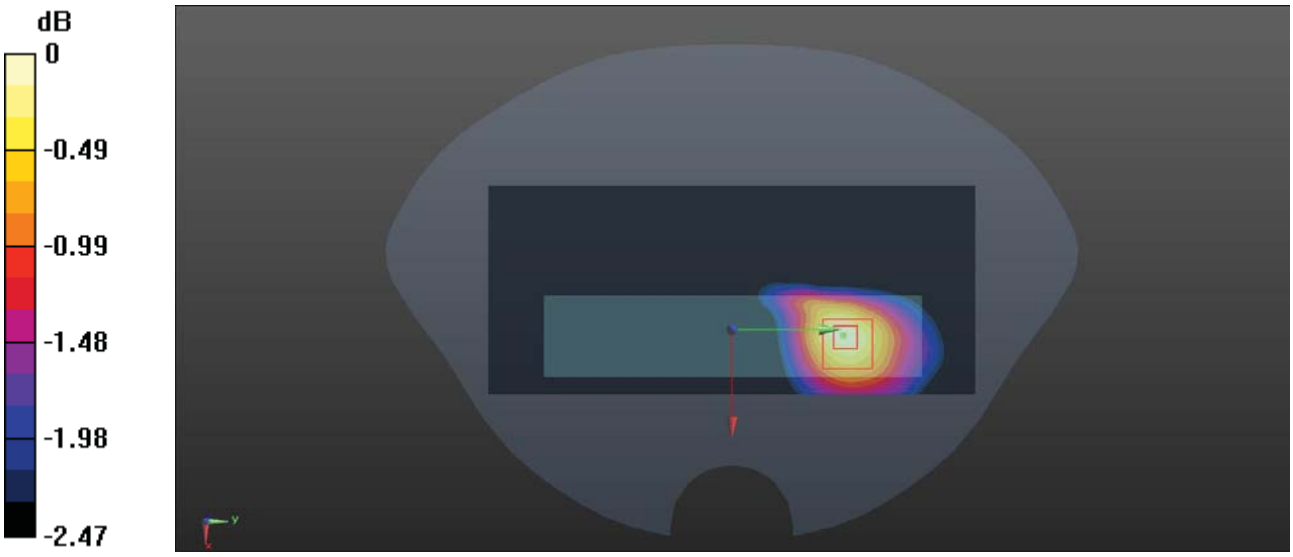

0 dB = 0.0827 W/kg = -10.82 dBW/kg

Test Plot 63#:LTE Band 25_1RB_Mid_ Body Top

DUT: POS Terminal; Type: N700; Serial: CR22010044-SA-S1

Communication System:Generic FDD-LTE; Frequency: 1882.5 MHz;Duty Cycle: 1:1
Medium parameters used (interpolated): f = 1882.5 MHz; σ = 1.408 S/m; ε_r = 39.961; ρ = 1000 kg/m^3
Phantom section: Flat Section

DASY5 Configuration:

- Probe: EX3DV4 - SN7329; ConvF(8, 8, 8) @ 1882.5 MHz; Calibrated: 2021/12/31
- Sensor-Surface: 1.4mm (Mechanical Surface Detection)
- Electronics: DAE4 Sn1354; Calibrated: 2021/9/1
- Phantom: Twin SAM; Type: Twin SAM V5.0; Serial: TP:1412
- Measurement SW: DASY52, Version 52.10 (2); SEMCAD X Version 14.6.12 (7470)

Area Scan (61x81x1): Interpolated grid: dx=1.500 mm, dy=1.500 mm
Maximum value of SAR (interpolated) = 0.920 W/kg

Zoom Scan (5x5x7)/Cube 0: Measurement grid: dx=8mm, dy=8mm, dz=5mm
Reference Value = 12.88 V/m; Power Drift = 0.14 dB
Peak SAR (extrapolated) = 1.02 W/kg
SAR(1 g) = 0.564 W/kg; SAR(10 g) = 0.305 W/kg
Maximum value of SAR (measured) = 0.849 W/kg

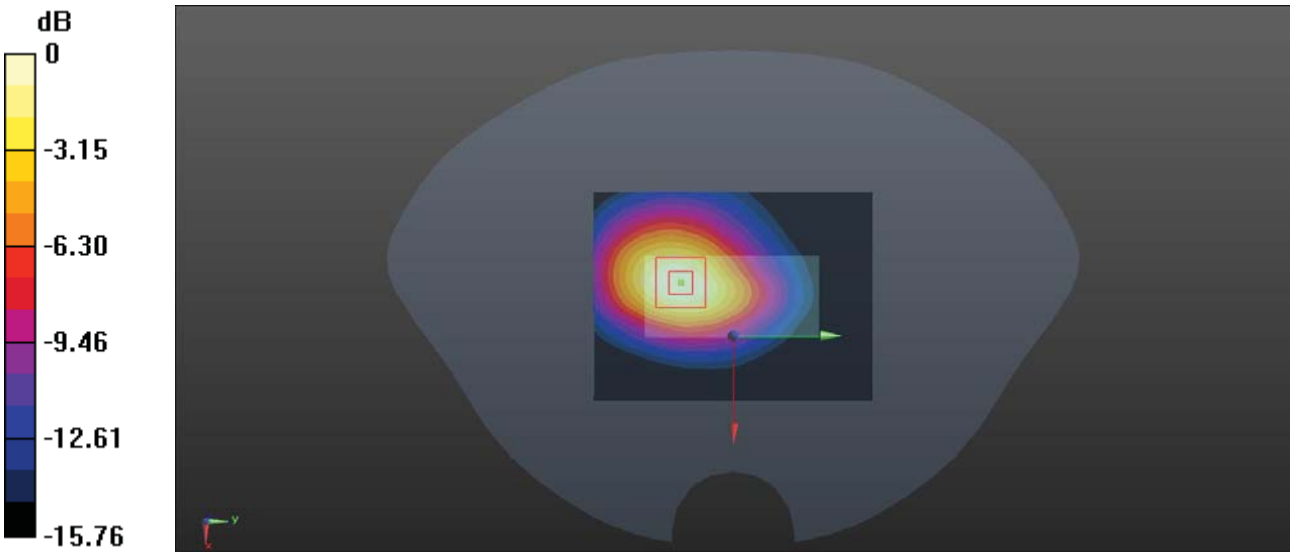

0 dB = 0.849 W/kg = -0.71 dBW/kg

Test Plot 64#:LTE Band 25_50%RB_Mid_ Body Top

DUT: POS Terminal; Type: N700; Serial: CR22010044-SA-S1

Communication System:Generic FDD-LTE; Frequency: 1882.5 MHz;Duty Cycle: 1:1
Medium parameters used (interpolated): f = 1882.5 MHz; σ = 1.408 S/m; ε_r = 39.961; ρ = 1000 kg/m^3
Phantom section: Flat Section

DASY5 Configuration:

- Probe: EX3DV4 - SN7329; ConvF(8, 8, 8) @ 1882.5 MHz; Calibrated: 2021/12/31
- Sensor-Surface: 1.4mm (Mechanical Surface Detection)
- Electronics: DAE4 Sn1354; Calibrated: 2021/9/1
- Phantom: Twin SAM; Type: Twin SAM V5.0; Serial: TP:1412
- Measurement SW: DASY52, Version 52.10 (2); SEMCAD X Version 14.6.12 (7470)

Area Scan (61x81x1): Interpolated grid: dx=1.500 mm, dy=1.500 mm
Maximum value of SAR (interpolated) = 0.662 W/kg

Zoom Scan (5x5x7)/Cube 0: Measurement grid: dx=8mm, dy=8mm, dz=5mm
Reference Value = 17.29 V/m; Power Drift = 0.05 dB
Peak SAR (extrapolated) = 0.791 W/kg
SAR(1 g) = 0.435 W/kg; SAR(10 g) = 0.240 W/kg
Maximum value of SAR (measured) = 0.658 W/kg

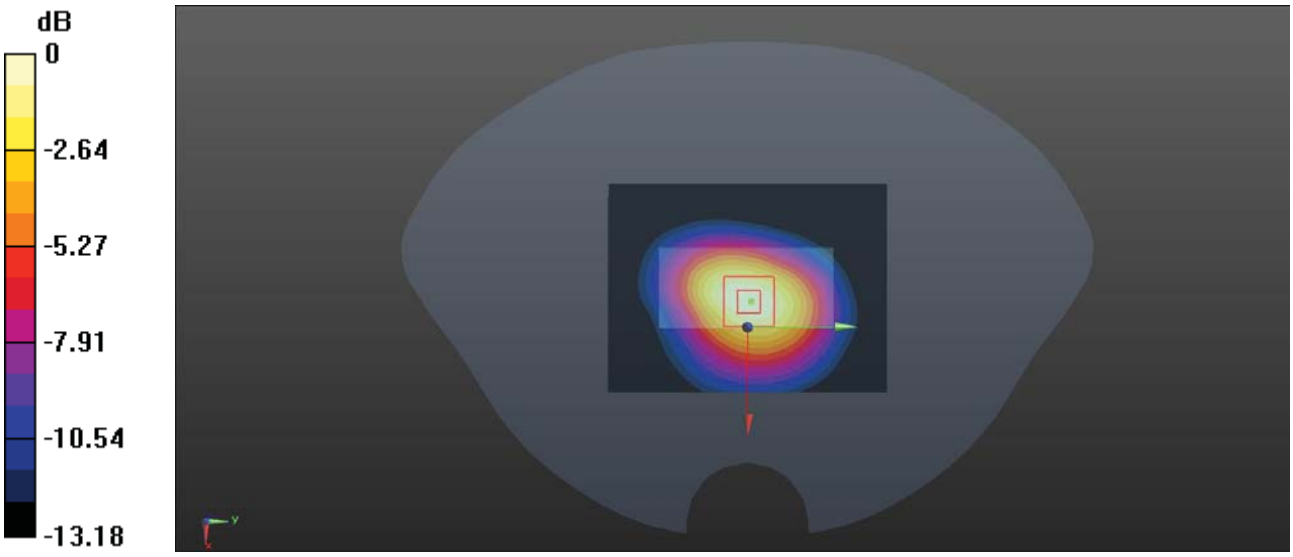

0 dB = 0.658 W/kg = -1.82 dBW/kg

Test Plot 65#:LTE Band 26_1RB_Mid_ Body Back

DUT: POS Terminal; Type: N700; Serial: CR22010044-SA-S1

Communication System:Generic FDD-LTE; Frequency: 831.5 MHz;Duty Cycle: 1:1
Medium parameters used (interpolated): f = 831.5 MHz; σ = 0.919 S/m; ε_r = 41.547; ρ = 1000 kg/m^3
Phantom section: Flat Section

DASY5 Configuration:

- Probe: EX3DV4 - SN7329; ConvF(10.06, 10.06, 10.06) @ 831.5 MHz; Calibrated: 2021/12/31
- Sensor-Surface: 1.4mm (Mechanical Surface Detection)
- Electronics: DAE4 Sn1354; Calibrated: 2021/9/1
- Phantom: Twin SAM; Type: Twin SAM V5.0; Serial: TP:1412
- Measurement SW: DASY52, Version 52.10 (2); SEMCAD X Version 14.6.12 (7470)

Area Scan (81x81x1): Interpolated grid: dx=1.500 mm, dy=1.500 mm
Maximum value of SAR (interpolated) = 0.517 W/kg

Zoom Scan (5x5x7)/Cube 0: Measurement grid: dx=8mm, dy=8mm, dz=5mm
Reference Value = 11.48 V/m; Power Drift = -0.01 dB
Peak SAR (extrapolated) = 0.689 W/kg
SAR(1 g) = 0.350 W/kg; SAR(10 g) = 0.193 W/kg
Maximum value of SAR (measured) = 0.549 W/kg

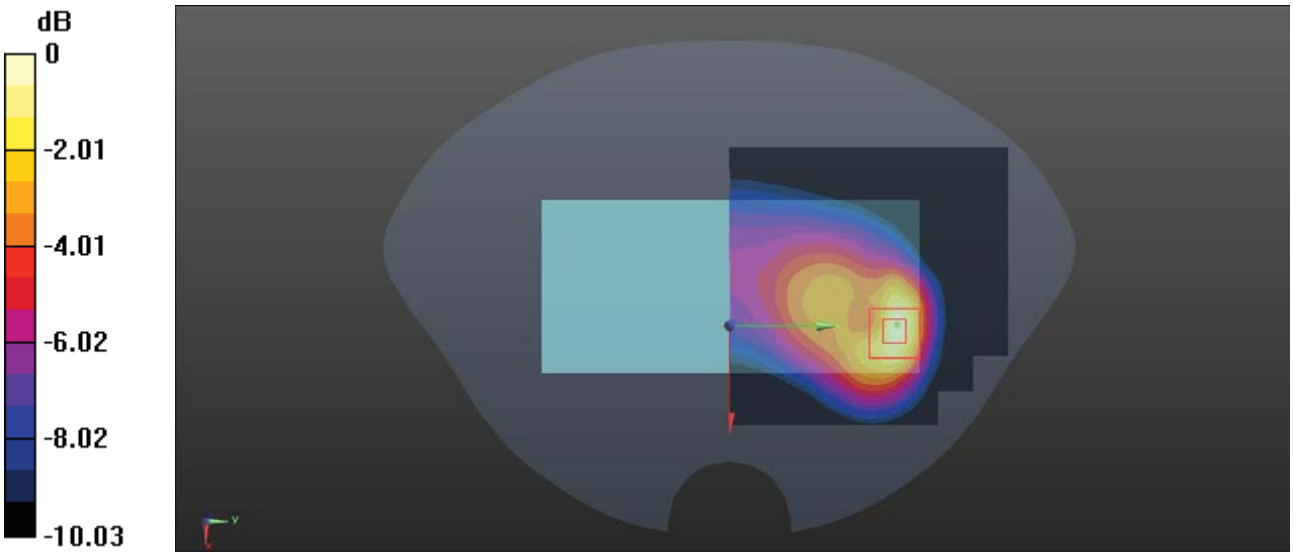

0 dB = 0.549 W/kg = -2.60 dBW/kg

Test Plot 66#:LTE Band 26_50%RB_Mid_ Body Back

DUT: POS Terminal; Type: N700; Serial: CR22010044-SA-S1

Communication System:Generic FDD-LTE; Frequency: 831.5 MHz;Duty Cycle: 1:1
Medium parameters used (interpolated): f = 831.5 MHz; σ = 0.919 S/m; ε_r = 41.547; ρ = 1000 kg/m^3
Phantom section: Flat Section

DASY5 Configuration:

- Probe: EX3DV4 - SN7329; ConvF(10.06, 10.06, 10.06) @ 831.5 MHz; Calibrated: 2021/12/31
- Sensor-Surface: 1.4mm (Mechanical Surface Detection)
- Electronics: DAE4 Sn1354; Calibrated: 2021/9/1
- Phantom: Twin SAM; Type: Twin SAM V5.0; Serial: TP:1412
- Measurement SW: DASY52, Version 52.10 (2); SEMCAD X Version 14.6.12 (7470)

Area Scan (81x81x1): Interpolated grid: dx=1.500 mm, dy=1.500 mm
Maximum value of SAR (interpolated) = 0.445 W/kg

Zoom Scan (5x5x7)/Cube 0: Measurement grid: dx=8mm, dy=8mm, dz=5mm
Reference Value = 10.32 V/m; Power Drift = -0.08 dB
Peak SAR (extrapolated) = 0.593 W/kg
SAR(1 g) = 0.301 W/kg; SAR(10 g) = 0.166 W/kg
Maximum value of SAR (measured) = 0.474 W/kg

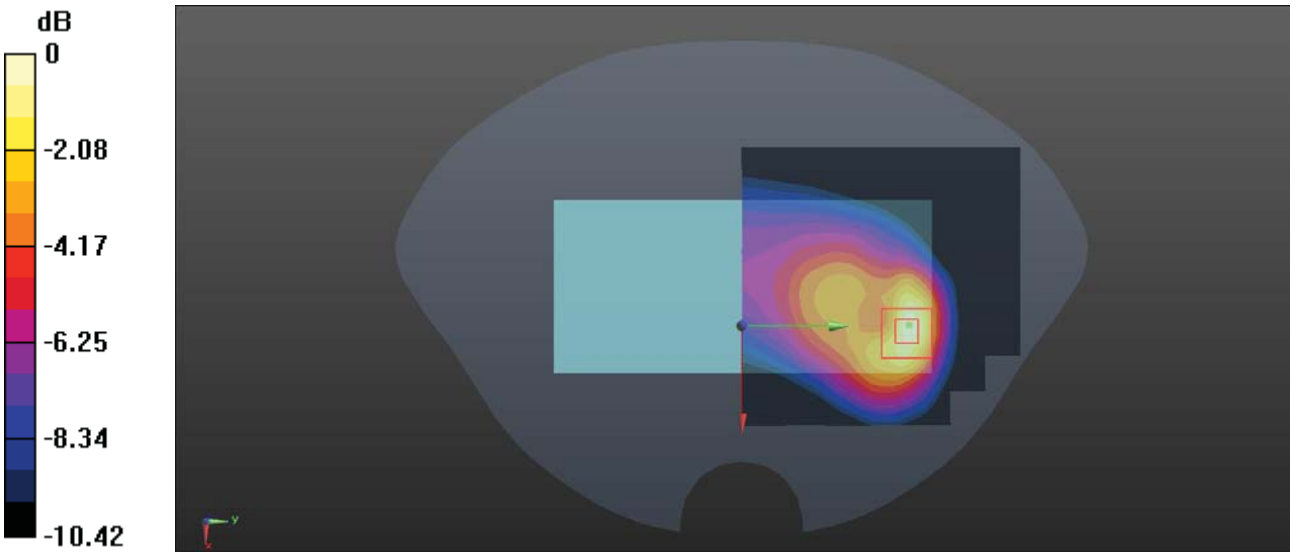

0 dB = 0.474 W/kg = -3.24 dBW/kg

Test Plot 67#:LTE Band 26_1RB_Mid_ Body Left

DUT: POS Terminal; Type: N700; Serial: CR22010044-SA-S1

Communication System:Generic FDD-LTE; Frequency: 831.5 MHz;Duty Cycle: 1:1
Medium parameters used (interpolated): f = 831.5 MHz; σ = 0.919 S/m; ε_r = 41.547; ρ = 1000 kg/m^3
Phantom section: Flat Section

DASY5 Configuration:

- Probe: EX3DV4 - SN7329; ConvF(10.06, 10.06, 10.06) @ 831.5 MHz; Calibrated: 2021/12/31
- Sensor-Surface: 1.4mm (Mechanical Surface Detection)
- Electronics: DAE4 Sn1354; Calibrated: 2021/9/1
- Phantom: Twin SAM; Type: Twin SAM V5.0; Serial: TP:1412
- Measurement SW: DASY52, Version 52.10 (2); SEMCAD X Version 14.6.12 (7470)

Area Scan (61x141x1): Interpolated grid: dx=1.500 mm, dy=1.500 mm
Maximum value of SAR (interpolated) = 0.529 W/kg

Zoom Scan (5x5x7)/Cube 0: Measurement grid: dx=8mm, dy=8mm, dz=5mm
Reference Value = 8.919 V/m; Power Drift = -0.07 dB
Peak SAR (extrapolated) = 0.899 W/kg
SAR(1 g) = 0.366 W/kg; SAR(10 g) = 0.166 W/kg
Maximum value of SAR (measured) = 0.588 W/kg

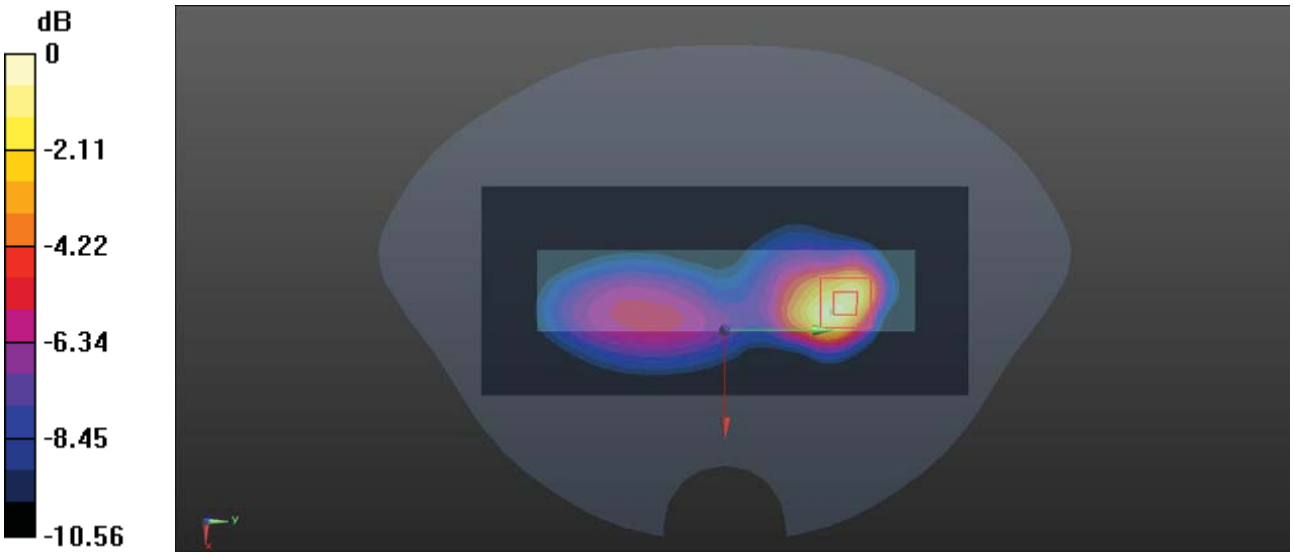

0 dB = 0.588 W/kg = -2.31 dBW/kg

Test Plot 68#:LTE Band 26_50%RB_Mid_ Body Left

DUT: POS Terminal; Type: N700; Serial: CR22010044-SA-S1

Communication System:Generic FDD-LTE; Frequency: 831.5 MHz;Duty Cycle: 1:1
Medium parameters used (interpolated): f = 831.5 MHz; σ = 0.919 S/m; ε_r = 41.547; ρ = 1000 kg/m^3
Phantom section: Flat Section

DASY5 Configuration:

- Probe: EX3DV4 - SN7329; ConvF(10.06, 10.06, 10.06) @ 831.5 MHz; Calibrated: 2021/12/31
- Sensor-Surface: 1.4mm (Mechanical Surface Detection)
- Electronics: DAE4 Sn1354; Calibrated: 2021/9/1
- Phantom: Twin SAM; Type: Twin SAM V5.0; Serial: TP:1412
- Measurement SW: DASY52, Version 52.10 (2); SEMCAD X Version 14.6.12 (7470)

Area Scan (61x141x1): Interpolated grid: dx=1.500 mm, dy=1.500 mm
Maximum value of SAR (interpolated) = 0.472 W/kg

Zoom Scan (5x5x7)/Cube 0: Measurement grid: dx=8mm, dy=8mm, dz=5mm
Reference Value = 8.964 V/m; Power Drift = -0.15 dB
Peak SAR (extrapolated) = 0.620 W/kg
SAR(1 g) = 0.266 W/kg; SAR(10 g) = 0.126 W/kg
Maximum value of SAR (measured) = 0.464 W/kg

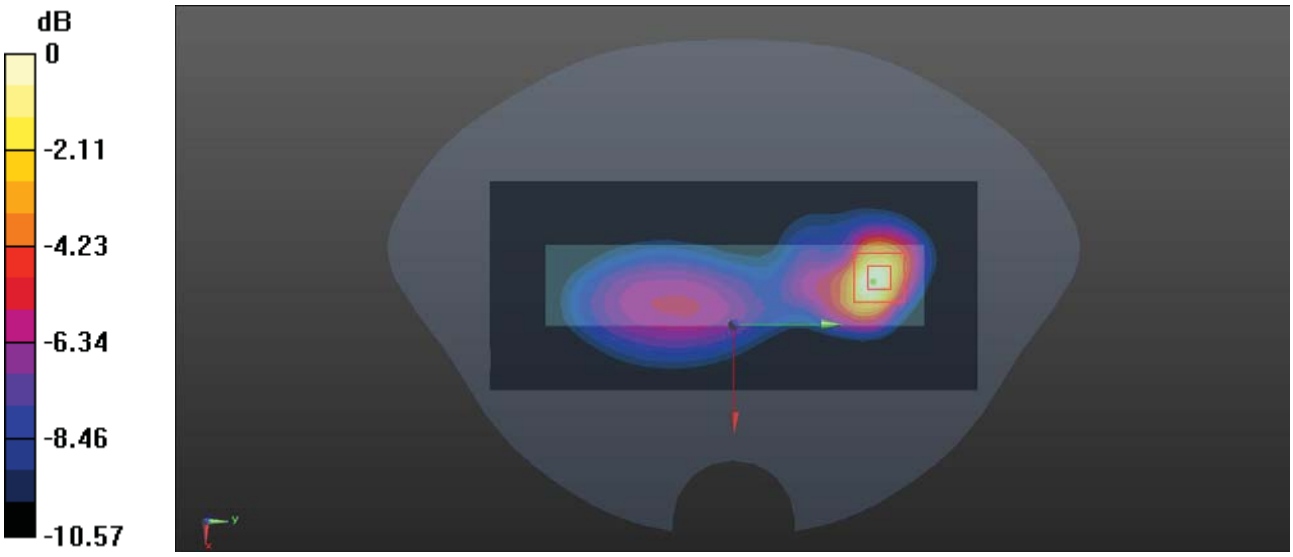

0 dB = 0.464 W/kg = -3.33 dBW/kg

Test Plot 69#:LTE Band 26_1RB_Mid_ Body Right

DUT: POS Terminal; Type: N700; Serial: CR22010044-SA-S1

Communication System:Generic FDD-LTE; Frequency: 831.5 MHz;Duty Cycle: 1:1
Medium parameters used (interpolated): f = 831.5 MHz; σ = 0.919 S/m; ε_r = 41.547; ρ = 1000 kg/m^3
Phantom section: Flat Section

DASY5 Configuration:

- Probe: EX3DV4 - SN7329; ConvF(10.06, 10.06, 10.06) @ 831.5 MHz; Calibrated: 2021/12/31
- Sensor-Surface: 1.4mm (Mechanical Surface Detection)
- Electronics: DAE4 Sn1354; Calibrated: 2021/9/1
- Phantom: Twin SAM; Type: Twin SAM V5.0; Serial: TP:1412
- Measurement SW: DASY52, Version 52.10 (2); SEMCAD X Version 14.6.12 (7470)

Area Scan (51x141x1): Interpolated grid: dx=1.500 mm, dy=1.500 mm
Maximum value of SAR (interpolated) = 0.257 W/kg

Zoom Scan (5x5x7)/Cube 0: Measurement grid: dx=8mm, dy=8mm, dz=5mm
Reference Value = 15.42 V/m; Power Drift = -0.09 dB
Peak SAR (extrapolated) = 0.297 W/kg
SAR(1 g) = 0.194 W/kg; SAR(10 g) = 0.136 W/kg
Maximum value of SAR (measured) = 0.259 W/kg

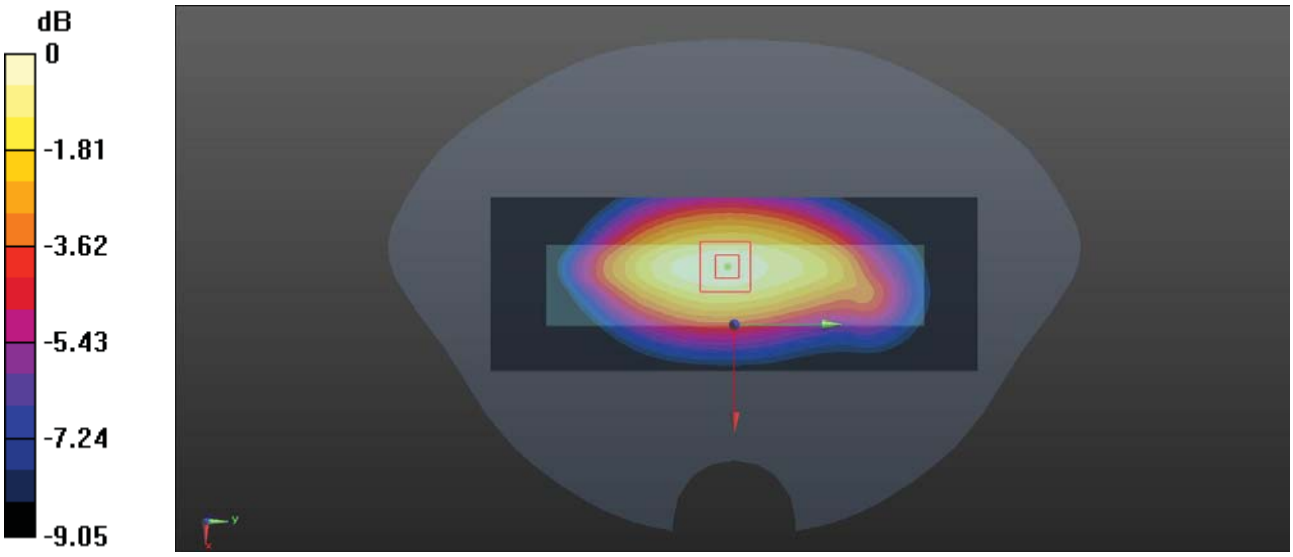

0 dB = 0.259 W/kg = -5.87 dBW/kg

Test Plot 70#:LTE Band 26_50%RB_Mid_ Body Right

DUT: POS Terminal; Type: N700; Serial: CR22010044-SA-S1

Communication System:Generic FDD-LTE; Frequency: 831.5 MHz;Duty Cycle: 1:1
Medium parameters used (interpolated): f = 831.5 MHz; σ = 0.919 S/m; ε_r = 41.547; ρ = 1000 kg/m^3
Phantom section: Flat Section

DASY5 Configuration:

- Probe: EX3DV4 - SN7329; ConvF(10.06, 10.06, 10.06) @ 831.5 MHz; Calibrated: 2021/12/31
- Sensor-Surface: 1.4mm (Mechanical Surface Detection)
- Electronics: DAE4 Sn1354; Calibrated: 2021/9/1
- Phantom: Twin SAM; Type: Twin SAM V5.0; Serial: TP:1412
- Measurement SW: DASY52, Version 52.10 (2); SEMCAD X Version 14.6.12 (7470)

Area Scan (51x141x1): Interpolated grid: dx=1.500 mm, dy=1.500 mm
Maximum value of SAR (interpolated) = 0.218 W/kg

Zoom Scan (5x5x7)/Cube 0: Measurement grid: dx=8mm, dy=8mm, dz=5mm
Reference Value = 13.14 V/m; Power Drift = 0.04 dB
Peak SAR (extrapolated) = 0.250 W/kg
SAR(1 g) = 0.165 W/kg; SAR(10 g) = 0.115 W/kg
Maximum value of SAR (measured) = 0.218 W/kg

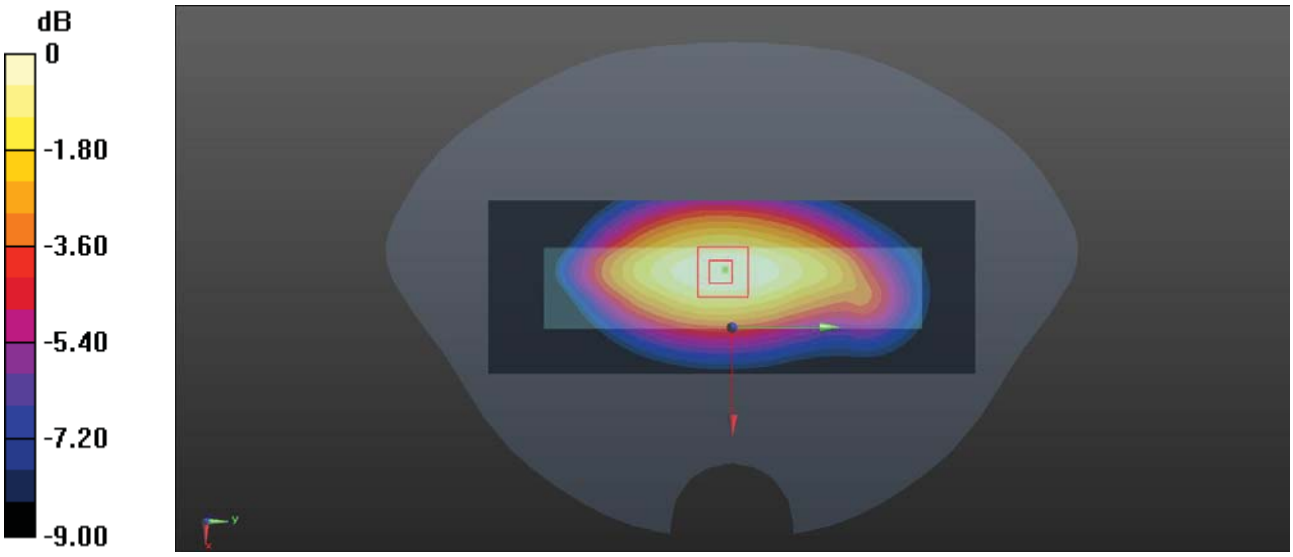

0 dB = 0.218 W/kg = -6.62 dBW/kg

Test Plot 71#:LTE Band 26_1RB_Mid_ Body Top

DUT: POS Terminal; Type: N700; Serial: CR22010044-SA-S1

Communication System:Generic FDD-LTE; Frequency: 831.5 MHz;Duty Cycle: 1:1
Medium parameters used (interpolated): f = 831.5 MHz; σ = 0.919 S/m; ε_r = 41.547; ρ = 1000 kg/m^3
Phantom section: Flat Section

DASY5 Configuration:

- Probe: EX3DV4 - SN7329; ConvF(10.06, 10.06, 10.06) @ 831.5 MHz; Calibrated: 2021/12/31
- Sensor-Surface: 1.4mm (Mechanical Surface Detection)
- Electronics: DAE4 Sn1354; Calibrated: 2021/9/1
- Phantom: Twin SAM; Type: Twin SAM V5.0; Serial: TP:1412
- Measurement SW: DASY52, Version 52.10 (2); SEMCAD X Version 14.6.12 (7470)

Area Scan (51x81x1): Interpolated grid: dx=1.500 mm, dy=1.500 mm
Maximum value of SAR (interpolated) = 1.21 W/kg

Zoom Scan (5x5x7)/Cube 0: Measurement grid: dx=8mm, dy=8mm, dz=5mm
Reference Value = 17.77 V/m; Power Drift = 0.14dB
Peak SAR (extrapolated) = 1.81 W/kg
SAR(1 g) = 0.604 W/kg; SAR(10 g) = 0.294 W/kg
Maximum value of SAR (measured) = 1.20 W/kg

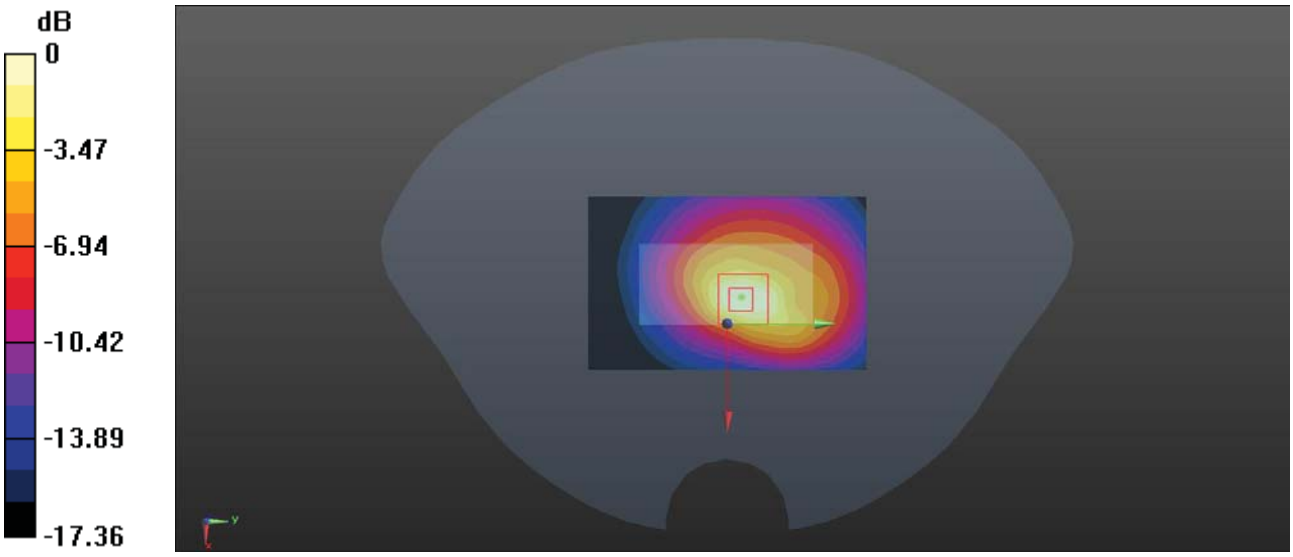

0 dB = 1.20 W/kg = 0.79 dBW/kg

Test Plot 72#: LTE Band 26_50%RB_Mid_ Body Top

DUT: POS Terminal; Type: N700; Serial: CR22010044-SA-S1

Communication System: Generic FDD-LTE; Frequency: 831.5 MHz;Duty Cycle: 1:1
Medium parameters used (interpolated): f = 831.5 MHz; σ = 0.919 S/m; ε_r = 41.547; ρ = 1000 kg/m^3
Phantom section: Flat Section

DASY5 Configuration:

- Probe: EX3DV4 - SN7329; ConvF(10.06, 10.06, 10.06) @ 831.5 MHz; Calibrated: 2021/12/31
- Sensor-Surface: 1.4mm (Mechanical Surface Detection)
- Electronics: DAE4 Sn1354; Calibrated: 2021/9/1
- Phantom: Twin SAM; Type: Twin SAM V5.0; Serial: TP:1412
- Measurement SW: DASY52, Version 52.10 (2); SEMCAD X Version 14.6.12 (7470)

Area Scan (51x81x1): Interpolated grid: dx=1.500 mm, dy=1.500 mm
Maximum value of SAR (interpolated) = 1.02 W/kg

Zoom Scan (5x5x7)/Cube 0: Measurement grid: dx=8mm, dy=8mm, dz=5mm
Reference Value = 20.35 V/m; Power Drift = -0.11 dB
Peak SAR (extrapolated) = 1.46 W/kg
SAR(1 g) = 0.494 W/kg; SAR(10 g) = 0.242 W/kg
Maximum value of SAR (measured) = 0.958 W/kg

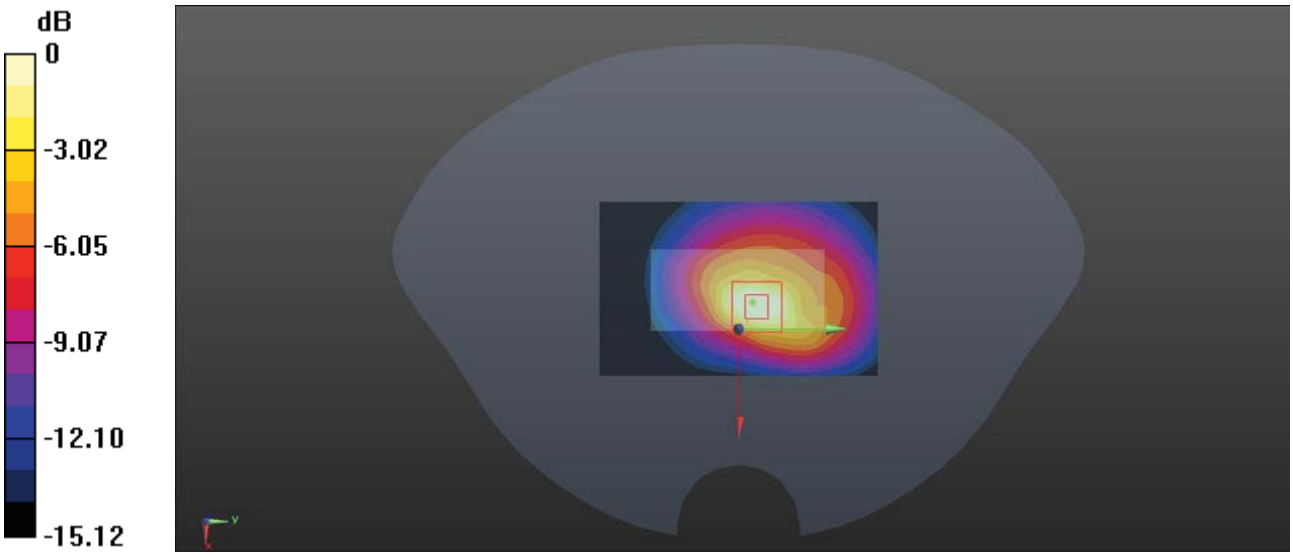

0 dB = 0.958 W/kg = -0.19 dBW/kg

Test Plot 73#: 2.4G Wi-Fi_Mid_ Body Back

DUT: POS Terminal; Type: N700; Serial: CR22010044-SA-S1

Communication System:CW; Frequency: 2437 MHz;Duty Cycle: 1:1
Medium parameters used: f = 2437 MHz; σ = 1.784 S/m; ε_r = 39.293; ρ = 1000 kg/m^3
Phantom section: Flat Section

DASY5 Configuration:

- Probe: EX3DV4 - SN7329; ConvF(7.42, 7.42, 7.42) @ 2437 MHz; Calibrated: 2021/12/31
- Sensor-Surface: 1.4mm (Mechanical Surface Detection)
- Electronics: DAE4 Sn1354; Calibrated: 2021/9/1
- Phantom: Twin SAM; Type: Twin SAM V5.0; Serial: TP:1412
- Measurement SW: DASY52, Version 52.10 (2); SEMCAD X Version 14.6.12 (7470)

Area Scan (101x91x1): Interpolated grid: dx=1.200 mm, dy=1.200 mm
Maximum value of SAR (interpolated) = 0.571 W/kg

Zoom Scan (5x5x7)/Cube 0: Measurement grid: dx=8mm, dy=8mm, dz=5mm
Reference Value = 3.952 V/m; Power Drift = 0.13 dB
Peak SAR (extrapolated) = 0.732 W/kg
SAR(1 g) = 0.314 W/kg; SAR(10 g) = 0.156 W/kg
Maximum value of SAR (measured) = 0.520 W/kg

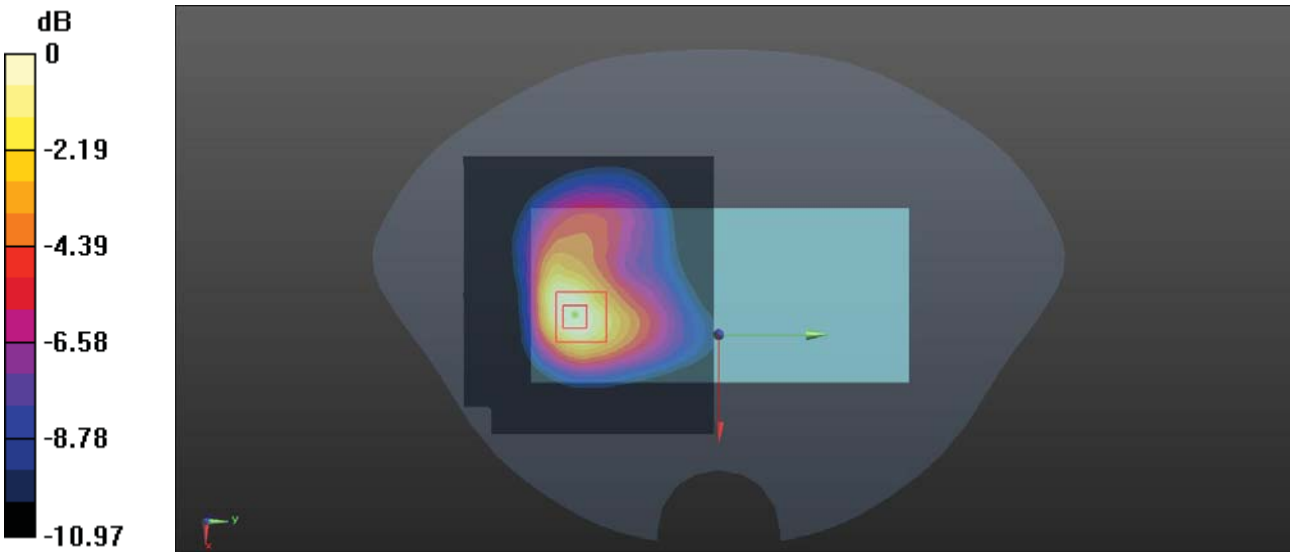

0 dB = 0.520 W/kg = -2.84 dBW/kg

Test Plot 74#: 2.4G Wi-Fi_Mid_ Body Left

DUT: POS Terminal; Type: N700; Serial: CR22010044-SA-S1

Communication System:CW; Frequency: 2437 MHz;Duty Cycle: 1:1
Medium parameters used: f = 2437 MHz; σ = 1.784 S/m; ε_r = 39.293; ρ = 1000 kg/m^3
Phantom section: Flat Section

DASY5 Configuration:

- Probe: EX3DV4 - SN7329; ConvF(7.42, 7.42, 7.42) @ 2437 MHz; Calibrated: 2021/12/31
- Sensor-Surface: 1.4mm (Mechanical Surface Detection)
- Electronics: DAE4 Sn1354; Calibrated: 2021/9/1
- Phantom: Twin SAM; Type: Twin SAM V5.0; Serial: TP:1412
- Measurement SW: DASY52, Version 52.10 (2); SEMCAD X Version 14.6.12 (7470)

Area Scan (61x181x1): Interpolated grid: dx=1.200 mm, dy=1.200 mm
Maximum value of SAR (interpolated) = 0.236 W/kg

Zoom Scan (5x5x7)/Cube 0: Measurement grid: dx=8mm, dy=8mm, dz=5mm
Reference Value = 4.790 V/m; Power Drift = 0.14 dB
Peak SAR (extrapolated) = 0.287 W/kg
SAR(1 g) = 0.144 W/kg; SAR(10 g) = 0.073 W/kg
Maximum value of SAR (measured) = 0.232 W/kg

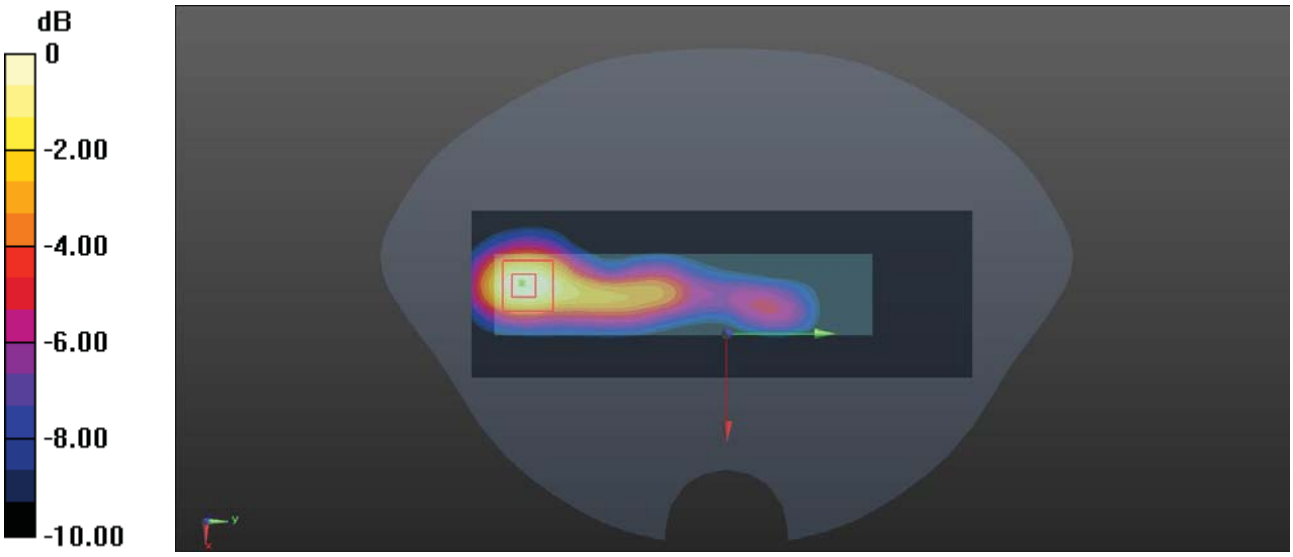

0 dB = 0.232 W/kg = -6.35 dBW/kg

Test Plot 75#: 2.4G Wi-Fi_Mid_ Body Bottom

DUT: POS Terminal; Type: N700; Serial: CR22010044-SA-S1

Communication System:CW; Frequency: 2437 MHz;Duty Cycle: 1:1
Medium parameters used: f = 2437 MHz; σ = 1.784 S/m; ε_r = 39.293; ρ = 1000 kg/m^3
Phantom section: Flat Section

DASY5 Configuration:

- Probe: EX3DV4 - SN7329; ConvF(7.42, 7.42, 7.42) @ 2437 MHz; Calibrated: 2021/12/31
- Sensor-Surface: 1.4mm (Mechanical Surface Detection)
- Electronics: DAE4 Sn1354; Calibrated: 2021/9/1
- Phantom: Twin SAM; Type: Twin SAM V5.0; Serial: TP:1412
- Measurement SW: DASY52, Version 52.10 (2); SEMCAD X Version 14.6.12 (7470)

Area Scan (71x101x1): Interpolated grid: dx=1.200 mm, dy=1.200 mm
Maximum value of SAR (interpolated) = 0.331 W/kg

Zoom Scan (5x5x7)/Cube 0: Measurement grid: dx=8mm, dy=8mm, dz=5mm
Reference Value = 9.800 V/m; Power Drift = -0.13 dB
Peak SAR (extrapolated) = 0.467 W/kg
SAR(1 g) = 0.183 W/kg; SAR(10 g) = 0.087 W/kg
Maximum value of SAR (measured) = 0.346 W/kg

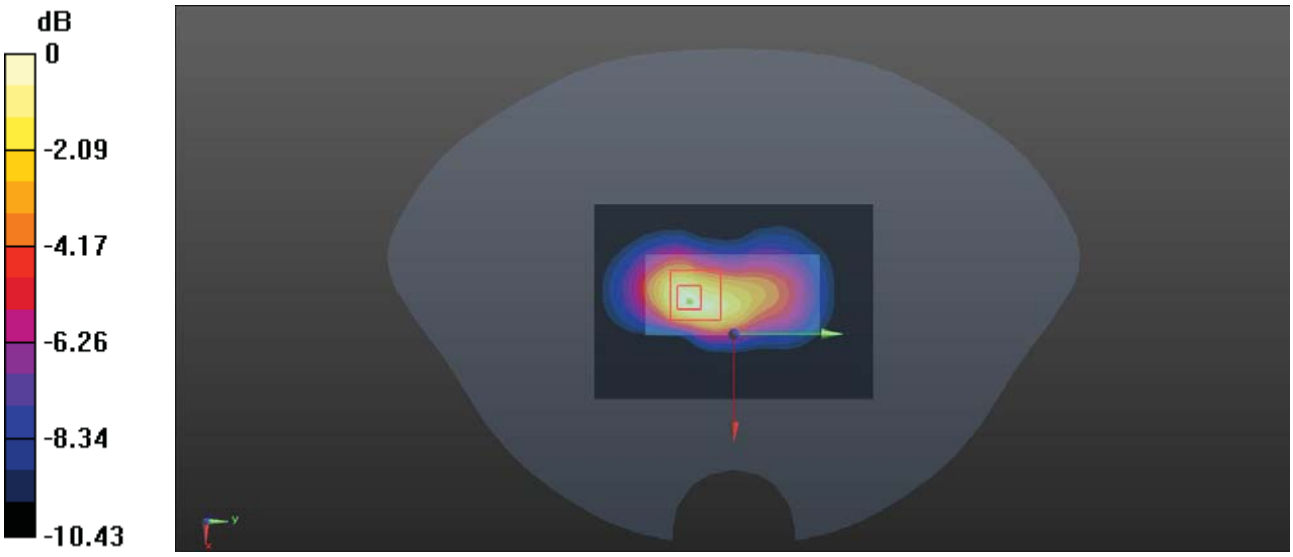

0 dB = 0.346 W/kg = -4.61 dBW/kg

Test Plot 76#: 5.2G Wi-Fi_Mid_ Body Back

DUT: POS Terminal; Type: N700; Serial: CR22010044-SA-S1

Communication System: 5.2G Wi-Fi; Frequency: 5200 MHz;Duty Cycle: 1:1
Medium parameters used: f = 5200 MHz; σ = 4.618 S/m; ε_r = 36.162; ρ = 1000 kg/m^3
Phantom section: Flat Section

DASY5 Configuration:

- Probe: EX3DV4 - SN7329; ConvF(5.49, 5.49, 5.49) @ 5200 MHz; Calibrated: 2021/12/31
- Sensor-Surface: 1.4mm (Mechanical Surface Detection)
- Electronics: DAE4 Sn1354; Calibrated: 2021/9/1
- Phantom: Twin SAM; Type: Twin SAM V5.0; Serial: TP:1412
- Measurement SW: DASY52, Version 52.10 (2); SEMCAD X Version 14.6.12 (7470)

Area Scan (121x111x1): Interpolated grid: dx=1.000 mm, dy=1.000 mm
Maximum value of SAR (interpolated) = 0.163 W/kg

Zoom Scan (7x7x6)/Cube 0: Measurement grid: dx=4mm, dy=4mm, dz=2mm
Reference Value = 1.076 V/m; Power Drift = 0.01 dB
Peak SAR (extrapolated) = 0.264 W/kg
SAR(1 g) = 0.069 W/kg; SAR(10 g) = 0.027 W/kg
Maximum value of SAR (measured) = 0.147 W/kg

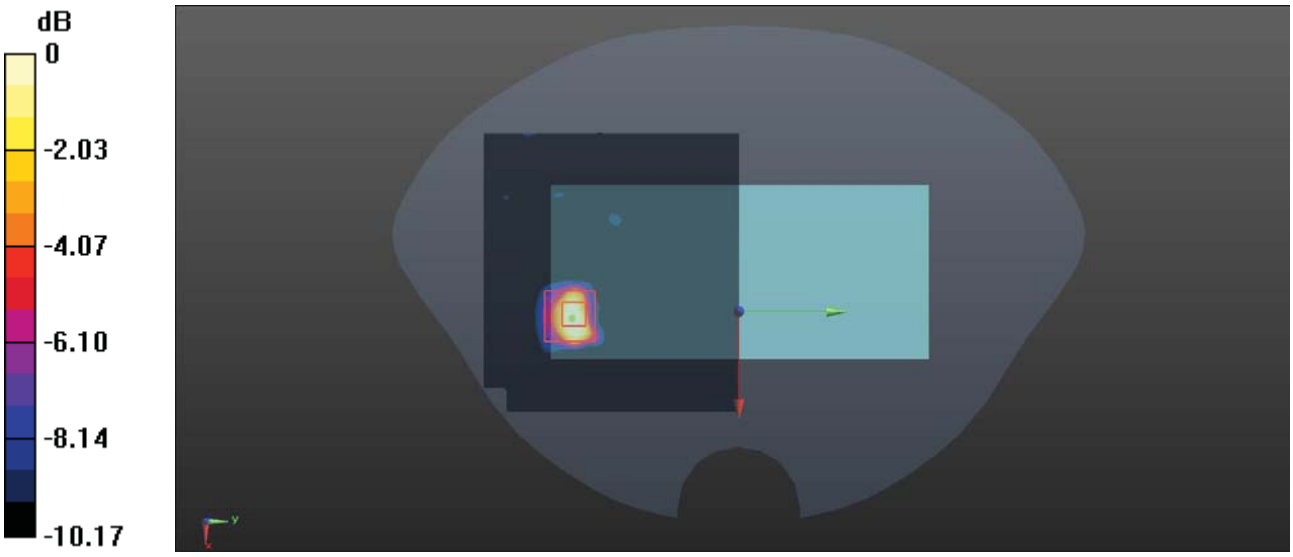

0 dB = 0.147 W/kg = -8.33 dBW/kg

Test Plot 77#: 5.2G Wi-Fi_Mid_ Body Left

DUT: POS Terminal; Type: N700; Serial: CR22010044-SA-S1

Communication System: 5.2G Wi-Fi; Frequency: 5200 MHz;Duty Cycle: 1:1
Medium parameters used: f = 5200 MHz; σ = 4.618 S/m; ε_r = 36.162; ρ = 1000 kg/m^3
Phantom section: Flat Section

DASY5 Configuration:

- Probe: EX3DV4 - SN7329; ConvF(5.49, 5.49, 5.49) @ 5200 MHz; Calibrated: 2021/12/31
- Sensor-Surface: 1.4mm (Mechanical Surface Detection)
- Electronics: DAE4 Sn1354; Calibrated: 2021/9/1
- Phantom: Twin SAM; Type: Twin SAM V5.0; Serial: TP:1412
- Measurement SW: DASY52, Version 52.10 (2); SEMCAD X Version 14.6.12 (7470)

Area Scan (71x201x1): Interpolated grid: dx=1.000 mm, dy=1.000 mm
Maximum value of SAR (interpolated) = 0.0243 W/kg

Zoom Scan (7x7x6)/Cube 0: Measurement grid: dx=4mm, dy=4mm, dz=2mm
Reference Value = 1.222 V/m; Power Drift = 0.12 dB
Peak SAR (extrapolated) = 0.0260 W/kg
SAR(1 g) = 0.016 W/kg; SAR(10 g) = 0.013 W/kg
Maximum value of SAR (measured) = 0.0224 W/kg

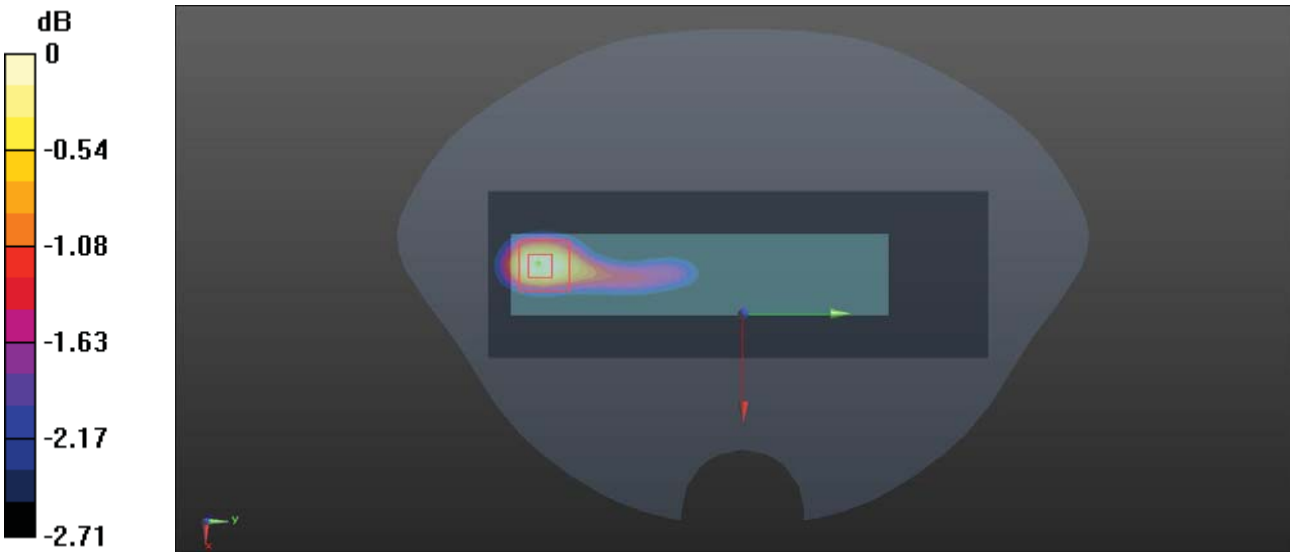

0 dB = 0.0224 W/kg = -16.50 dBW/kg

Test Plot 78#: 5.2G Wi-Fi_Mid_ Body Bottom

DUT: POS Terminal; Type: N700; Serial: CR22010044-SA-S1

Communication System: 5.2G Wi-Fi; Frequency: 5200 MHz;Duty Cycle: 1:1
Medium parameters used: f = 5200 MHz; σ = 4.618 S/m; ε_r = 36.162; ρ = 1000 kg/m^3
Phantom section: Flat Section

DASY5 Configuration:

- Probe: EX3DV4 - SN7329; ConvF(5.49, 5.49, 5.49) @ 5200 MHz; Calibrated: 2021/12/31
- Sensor-Surface: 1.4mm (Mechanical Surface Detection)
- Electronics: DAE4 Sn1354; Calibrated: 2021/9/1
- Phantom: Twin SAM; Type: Twin SAM V5.0; Serial: TP:1412
- Measurement SW: DASY52, Version 52.10 (2); SEMCAD X Version 14.6.12 (7470)

Area Scan (91x121x1): Interpolated grid: dx=1.000 mm, dy=1.000 mm
Maximum value of SAR (interpolated) = 0.120 W/kg

Zoom Scan (7x7x6)/Cube 0: Measurement grid: dx=4mm, dy=4mm, dz=2mm
Reference Value = 1.867 V/m; Power Drift = 0.16 dB
Peak SAR (extrapolated) = 0.412 W/kg
SAR(1 g) = 0.060 W/kg; SAR(10 g) = 0.024 W/kg
Maximum value of SAR (measured) = 0.122 W/kg

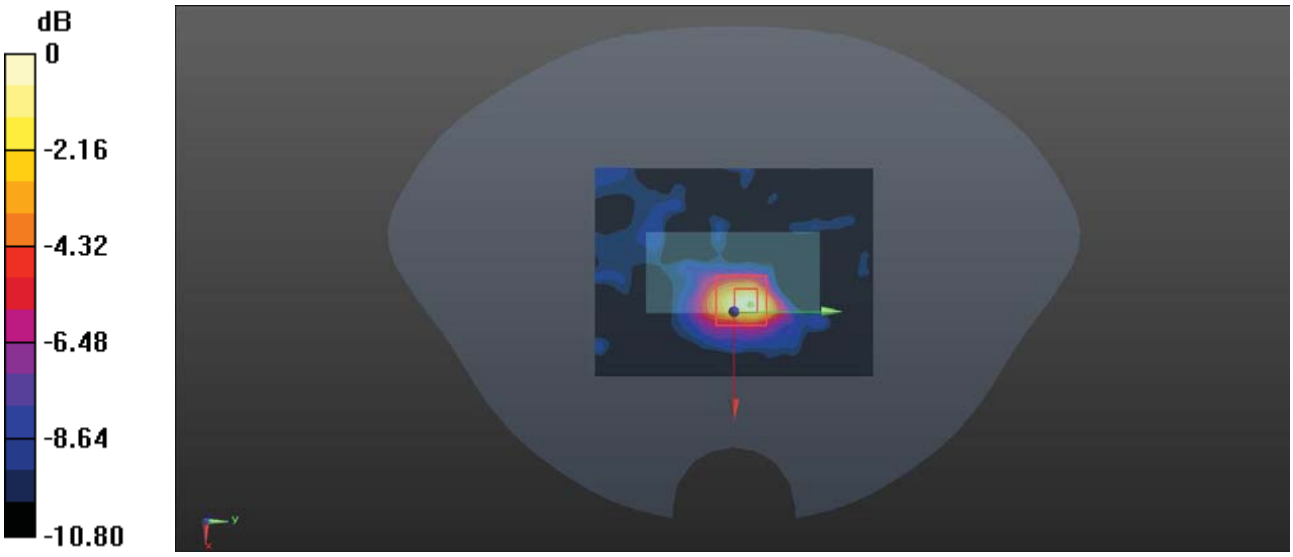

0 dB = 0.122 W/kg = -9.14 dBW/kg

Test Plot 79#: 5.3G Wi-Fi_Mid_ Body Back

DUT: POS Terminal; Type: N700; Serial: CR22010044-SA-S1

Communication System: 5.3G Wi-Fi; Frequency: 5280 MHz;Duty Cycle: 1:1
Medium parameters used: f = 5280 MHz; σ = 4.753 S/m; ε_r = 35.912; ρ = 1000 kg/m^3
Phantom section: Flat Section

DASY5 Configuration:

- Probe: EX3DV4 - SN7329; ConvF(5.2, 5.2, 5.2) @ 5280 MHz; Calibrated: 2021/12/31
- Sensor-Surface: 1.4mm (Mechanical Surface Detection)
- Electronics: DAE4 Sn1354; Calibrated: 2021/9/1
- Phantom: Twin SAM; Type: Twin SAM V5.0; Serial: TP:1412
- Measurement SW: DASY52, Version 52.10 (2); SEMCAD X Version 14.6.12 (7470)

Area Scan (121x111x1): Interpolated grid: dx=1.000 mm, dy=1.000 mm
Maximum value of SAR (interpolated) = 0.230 W/kg

Zoom Scan (7x7x6)/Cube 0: Measurement grid: dx=4mm, dy=4mm, dz=2mm
Reference Value = 1.458 V/m; Power Drift =0.11 dB
Peak SAR (extrapolated) = 0.354 W/kg
SAR(1 g) = 0.100 W/kg; SAR(10 g) = 0.033 W/kg
Maximum value of SAR (measured) = 0.247 W/kg

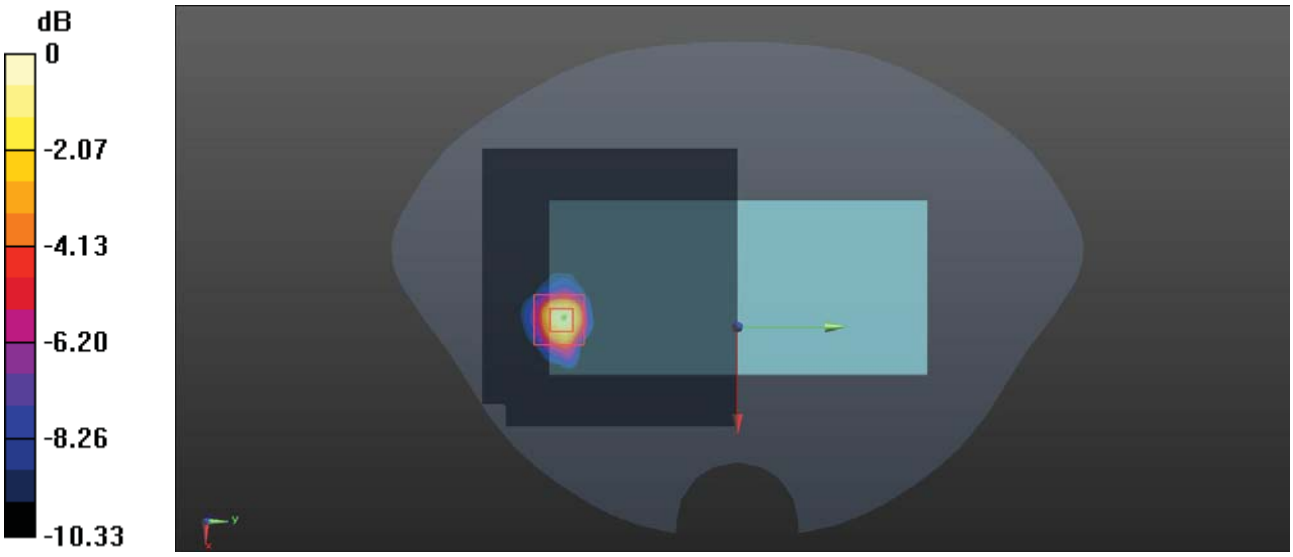

0 dB = 0.247 W/kg = -6.07 dBW/kg

Test Plot 80#: 5.3G Wi-Fi_Mid_ Body Left

DUT: POS Terminal; Type: N700; Serial: CR22010044-SA-S1

Communication System: 5.3G Wi-Fi; Frequency: 5280 MHz;Duty Cycle: 1:1
Medium parameters used: f = 5280 MHz; σ = 4.753 S/m; ε_r = 35.912; ρ = 1000 kg/m^3
Phantom section: Flat Section

DASY5 Configuration:

- Probe: EX3DV4 - SN7329; ConvF(5.2, 5.2, 5.2) @ 5280 MHz; Calibrated: 2021/12/31
- Sensor-Surface: 1.4mm (Mechanical Surface Detection)
- Electronics: DAE4 Sn1354; Calibrated: 2021/9/1
- Phantom: Twin SAM; Type: Twin SAM V5.0; Serial: TP:1412
- Measurement SW: DASY52, Version 52.10 (2); SEMCAD X Version 14.6.12 (7470)

Area Scan (71x201x1): Interpolated grid: dx=1.000 mm, dy=1.000 mm
Maximum value of SAR (interpolated) = 0.0305 W/kg

Zoom Scan (7x7x6)/Cube 0: Measurement grid: dx=4mm, dy=4mm, dz=2mm
Reference Value = 1.314 V/m; Power Drift = 0.16 dB
Peak SAR (extrapolated) = 0.0210 W/kg
SAR(1 g) = 0.018 W/kg; SAR(10 g) = 0.013 W/kg
Maximum value of SAR (measured) = 0.0212 W/kg

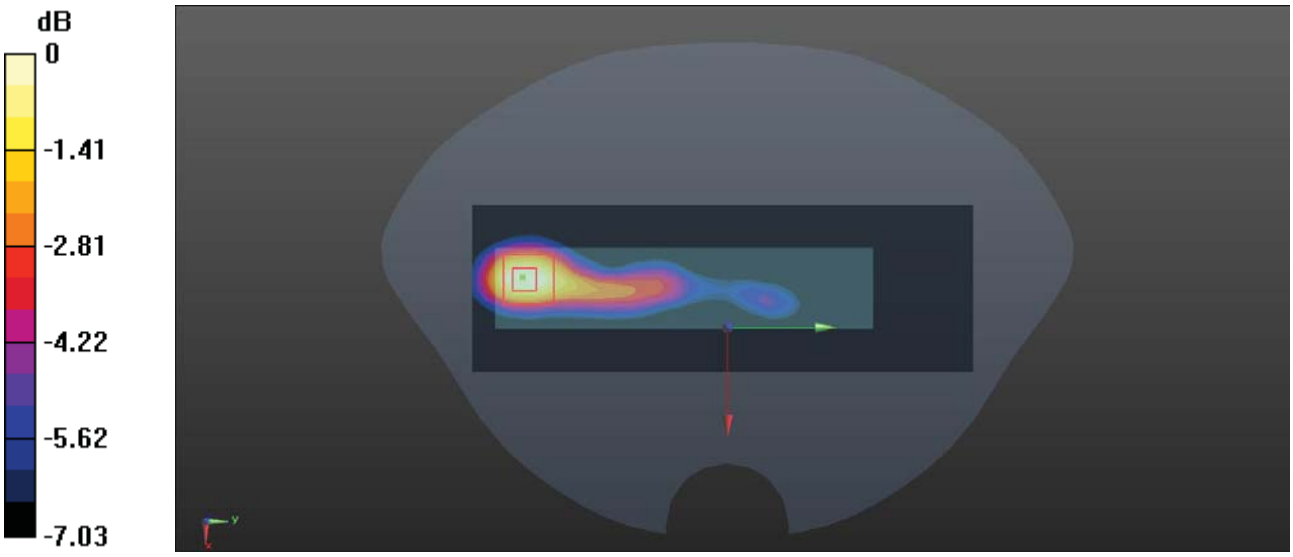

0 dB = 0.232 W/kg = -6.35 dBW/kg

Test Plot 81#: 5.3G Wi-Fi_Mid_ Body Bottom

DUT: POS Terminal; Type: N700; Serial: CR22010044-SA-S1

Communication System: 5.3G Wi-Fi; Frequency: 5280 MHz;Duty Cycle: 1:1
Medium parameters used: f = 5280 MHz; σ = 4.753 S/m; ε_r = 35.912; ρ = 1000 kg/m^3
Phantom section: Flat Section

DASY5 Configuration:

- Probe: EX3DV4 - SN7329; ConvF(5.2, 5.2, 5.2) @ 5280 MHz; Calibrated: 2021/12/31
- Sensor-Surface: 1.4mm (Mechanical Surface Detection)
- Electronics: DAE4 Sn1354; Calibrated: 2021/9/1
- Phantom: Twin SAM; Type: Twin SAM V5.0; Serial: TP:1412
- Measurement SW: DASY52, Version 52.10 (2); SEMCAD X Version 14.6.12 (7470)

Area Scan (91x121x1): Interpolated grid: dx=1.000 mm, dy=1.000 mm
Maximum value of SAR (interpolated) = 0.113 W/kg

Zoom Scan (7x7x6)/Cube 0: Measurement grid: dx=4mm, dy=4mm, dz=2mm
Reference Value = 2.246 V/m; Power Drift = 0.12 dB
Peak SAR (extrapolated) = 0.116 W/kg
SAR(1 g) = 0.040 W/kg; SAR(10 g) = 0.022 W/kg
Maximum value of SAR (measured) = 0.0762 W/kg

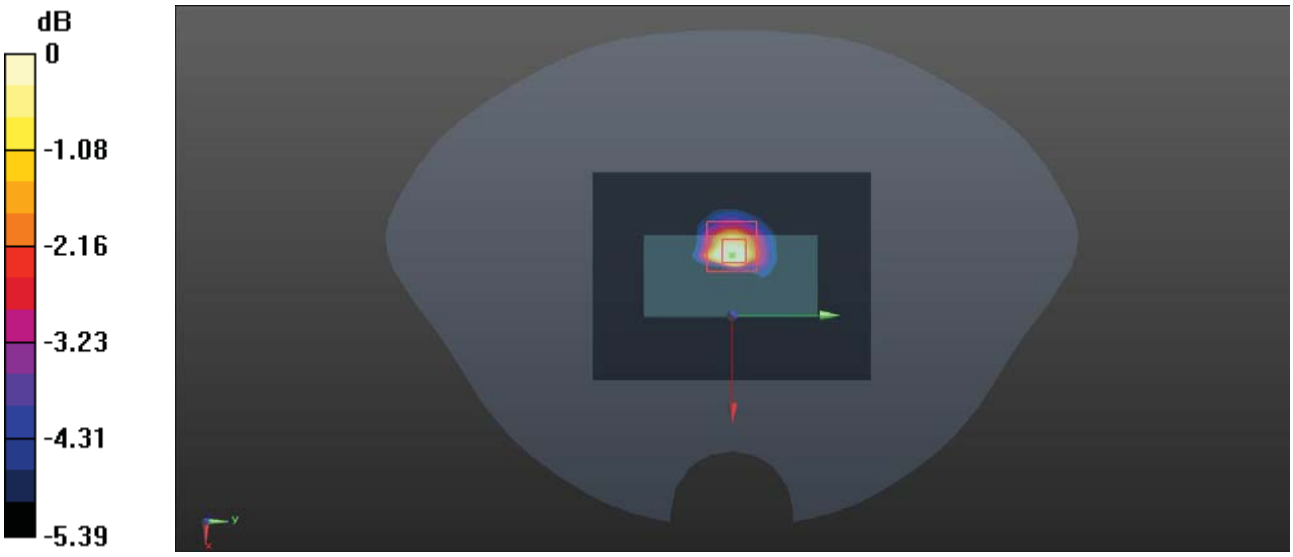

0 dB = 0.0762 W/kg = -11.18 dBW/kg

Test Plot 82#: 5.6G Wi-Fi Low_ Body Back

DUT: POS Terminal; Type: N700; Serial: CR22010044-SA-S1

Communication System: 5.6G Wi-Fi; Frequency: 5500 MHz;Duty Cycle: 1:1
Medium parameters used: f = 5500 MHz; σ = 5.008 S/m; ε_r = 35.682; ρ = 1000 kg/m^3
Phantom section: Flat Section

DASY5 Configuration:

- Probe: EX3DV4 - SN7329; ConvF(4.77, 4.77, 4.77) @ 5500 MHz; Calibrated: 2021/12/31
- Sensor-Surface: 1.4mm (Mechanical Surface Detection)
- Electronics: DAE4 Sn1354; Calibrated: 2021/9/1
- Phantom: Twin SAM; Type: Twin SAM V5.0; Serial: TP:1412
- Measurement SW: DASY52, Version 52.10 (2); SEMCAD X Version 14.6.12 (7470)

Area Scan (101x71x1): Interpolated grid: dx=1.000 mm, dy=1.000 mm
Maximum value of SAR (interpolated) = 1.67 W/kg

Zoom Scan (7x7x6)/Cube 0: Measurement grid: dx=4mm, dy=4mm, dz=2mm
Reference Value = 2.231 V/m; Power Drift = -0.14 dB
Peak SAR (extrapolated) = 1.85 W/kg
SAR(1 g) = 0.707 W/kg; SAR(10 g) = 0.304 W/kg
Maximum value of SAR (measured) = 1.69 W/kg

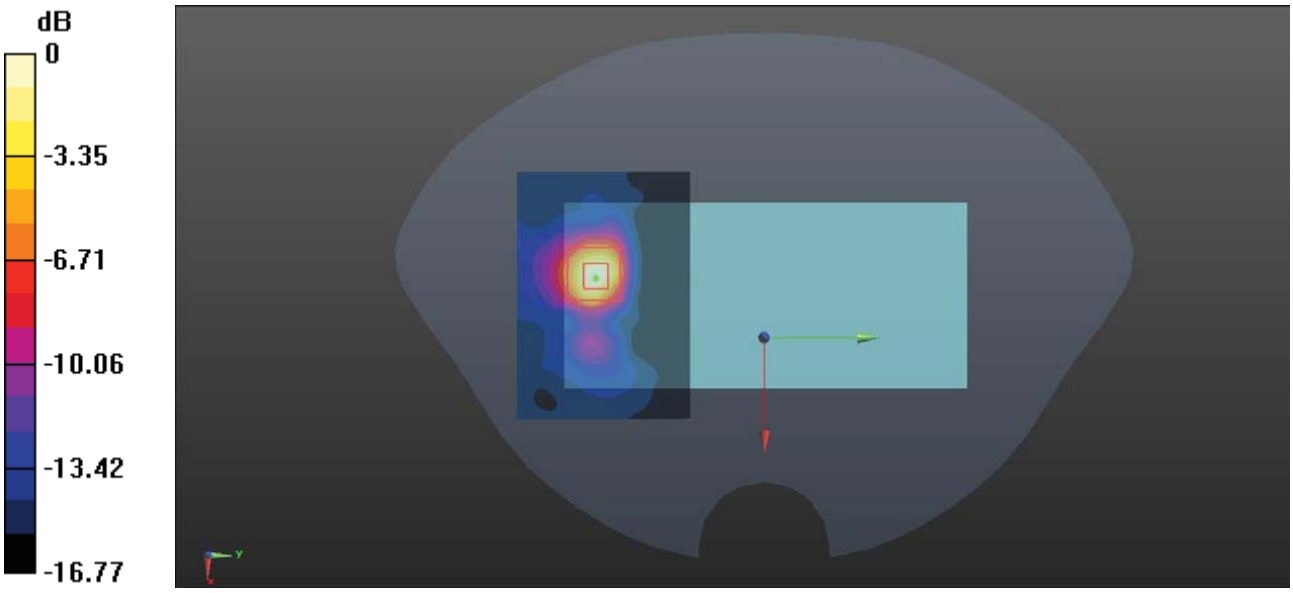

0 dB = 1.69 W/kg = 2.28 dBW/kg

Test Plot 83#: 5.6G Wi-Fi_Mid_ Body Back

DUT: POS Terminal; Type: N700; Serial: CR22010044-SA-S1

Communication System: 5.6G Wi-Fi; Frequency: 5580 MHz;Duty Cycle: 1:1
Medium parameters used: f = 5580MHz; σ = 5.026 S/m; ε_r = 35.673; ρ = 1000 kg/m^3
Phantom section: Flat Section

DASY5 Configuration:

- Probe: EX3DV4 - SN7329; ConvF(4.77, 4.77, 4.77) @ 5580 MHz; Calibrated: 2021/12/31
- Sensor-Surface: 1.4mm (Mechanical Surface Detection)
- Electronics: DAE4 Sn1354; Calibrated: 2021/9/1
- Phantom: Twin SAM; Type: Twin SAM V5.0; Serial: TP:1412
- Measurement SW: DASY52, Version 52.10 (2); SEMCAD X Version 14.6.12 (7470)

Area Scan (121x111x1): Interpolated grid: dx=1.000 mm, dy=1.000 mm
Maximum value of SAR (interpolated) = 1.72 W/kg

Zoom Scan (7x7x6)/Cube 0: Measurement grid: dx=4mm, dy=4mm, dz=2mm
Reference Value = 1.220 V/m; Power Drift = 0.14 dB
Peak SAR (extrapolated) = 1.98 W/kg
SAR(1 g) = 0.745 W/kg; SAR(10 g) = 0.313 W/kg
Maximum value of SAR (measured) = 1.61 W/kg

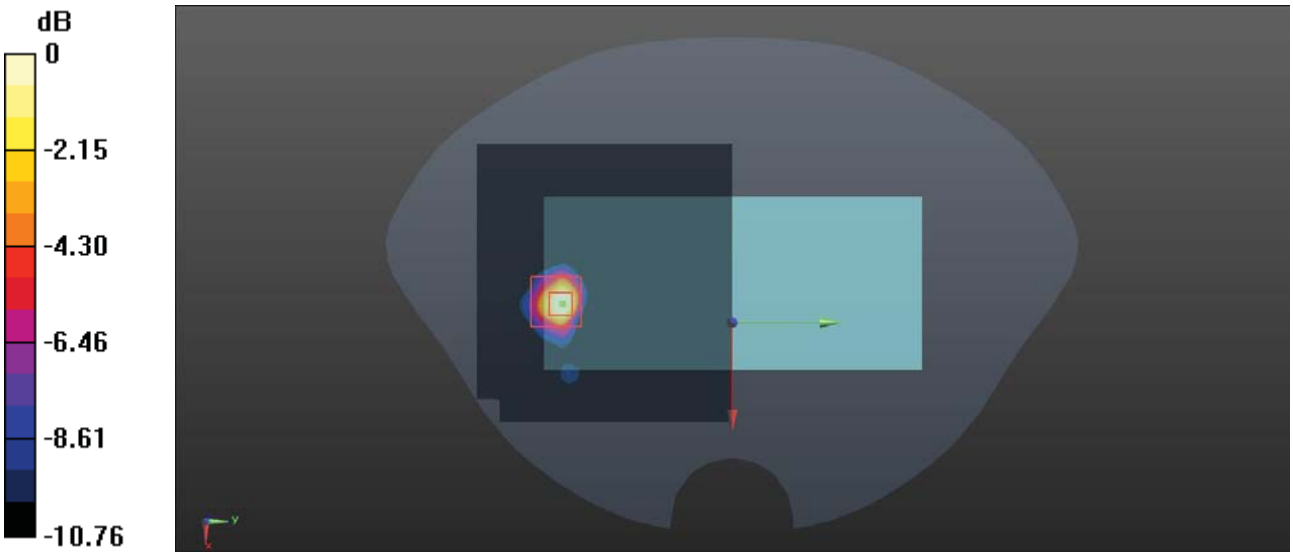

0 dB = 1.61 W/kg = 2.07 dBW/kg

Test Plot 84#: 5.6G Wi-Fi High_ Body Back

DUT: POS Terminal; Type: N700; Serial: CR22010044-SA-S1

Communication System: 5.6G Wi-Fi; Frequency: 5700 MHz;Duty Cycle: 1:1
Medium parameters used: f = 5700 MHz; σ = 5.136 S/m; ε_r = 35.399; ρ = 1000 kg/m^3
Phantom section: Flat Section

DASY5 Configuration:

- Probe: EX3DV4 - SN7329; ConvF(4.77, 4.77, 4.77) @ 5700 MHz; Calibrated: 2021/12/31
- Sensor-Surface: 1.4mm (Mechanical Surface Detection)
- Electronics: DAE4 Sn1354; Calibrated: 2021/9/1
- Phantom: Twin SAM; Type: Twin SAM V5.0; Serial: TP:1412
- Measurement SW: DASY52, Version 52.10 (2); SEMCAD X Version 14.6.12 (7470)

Area Scan (101x101x1): Interpolated grid: dx=1.000 mm, dy=1.000 mm
Maximum value of SAR (interpolated) = 1.59 W/kg

Zoom Scan (7x7x6)/Cube 0: Measurement grid: dx=4mm, dy=4mm, dz=2mm
Reference Value = 1.539 V/m; Power Drift =0.17 dB
Peak SAR (extrapolated) = 1.81 W/kg
SAR(1 g) = 0.657 W/kg; SAR(10 g) = 0.292 W/kg
Maximum value of SAR (measured) = 1.56 W/kg

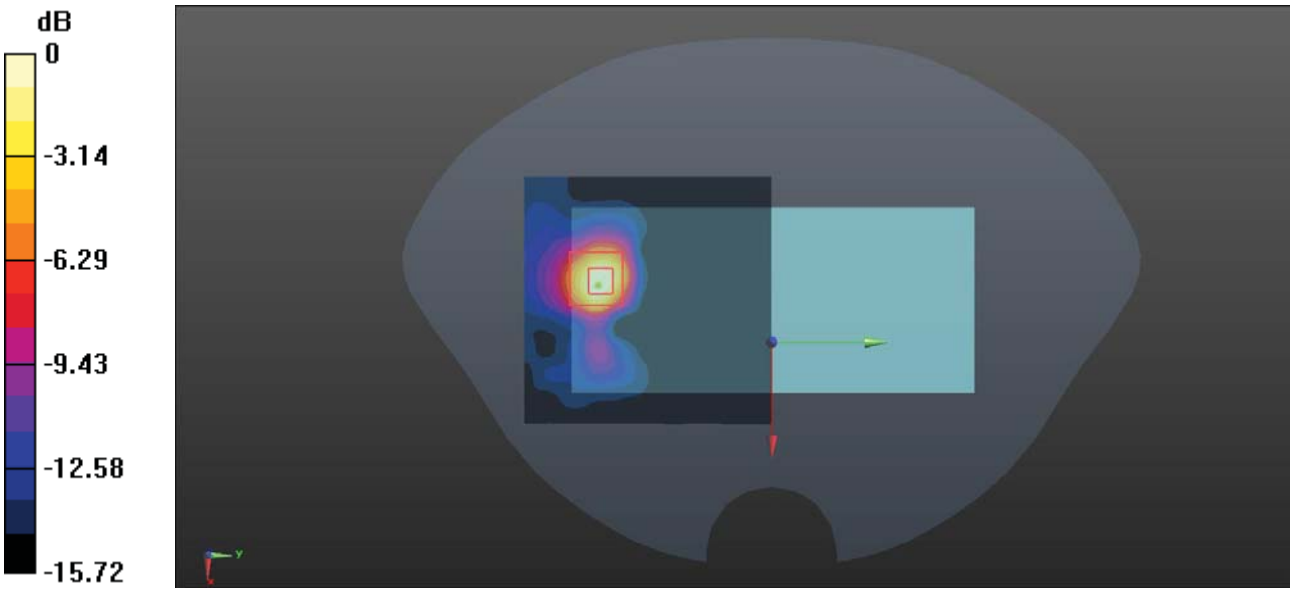

0 dB = 1.56 W/kg = 1.93 dBW/kg

Test Plot 85#: 5.6G Wi-Fi_Mid_ Body Left

DUT: POS Terminal; Type: N700; Serial: CR22010044-SA-S1

Communication System: 5.6G Wi-Fi; Frequency: 5580 MHz;Duty Cycle: 1:1
Medium parameters used: f = 5580MHz; σ = 5.026 S/m; ε_r = 35.673; ρ = 1000 kg/m^3
Phantom section: Flat Section

DASY5 Configuration:

- Probe: EX3DV4 - SN7329; ConvF(4.77, 4.77, 4.77) @ 5580 MHz; Calibrated: 2021/12/31
- Sensor-Surface: 1.4mm (Mechanical Surface Detection)
- Electronics: DAE4 Sn1354; Calibrated: 2021/9/1
- Phantom: Twin SAM; Type: Twin SAM V5.0; Serial: TP:1412
- Measurement SW: DASY52, Version 52.10 (2); SEMCAD X Version 14.6.12 (7470)

Area Scan (71x201x1): Interpolated grid: dx=1.000 mm, dy=1.000 mm
Maximum value of SAR (interpolated) = 0.532 W/kg

Zoom Scan (7x7x6)/Cube 0: Measurement grid: dx=4mm, dy=4mm, dz=2mm
Reference Value = 1.350 V/m; Power Drift = 0.12 dB
Peak SAR (extrapolated) = 0.500 W/kg
SAR(1 g) = 0.124 W/kg; SAR(10 g) = 0.078 W/kg
Maximum value of SAR (measured) = 0.358 W/kg

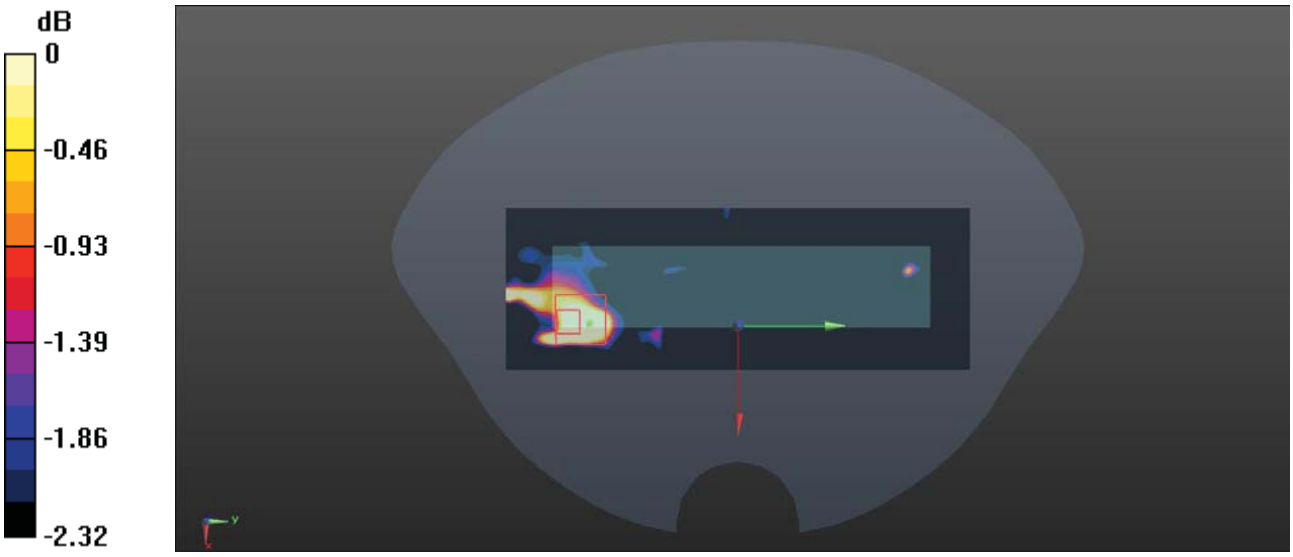

0 dB = 0.358 W/kg = -4.46 dBW/kg

Test Plot 86#: 5.6G Wi-Fi_Mid_ Body Bottom

DUT: POS Terminal; Type: N700; Serial: CR22010044-SA-S1

Communication System: 5.6G Wi-Fi; Frequency: 5580 MHz;Duty Cycle: 1:1
Medium parameters used: f = 5580 MHz; σ = 5.026 S/m; ε_r = 35.673; ρ = 1000 kg/m^3
Phantom section: Flat Section

DASY5 Configuration:

- Probe: EX3DV4 - SN7329; ConvF(4.77, 4.77, 4.77) @ 5580 MHz; Calibrated: 2021/12/31
- Sensor-Surface: 1.4mm (Mechanical Surface Detection)
- Electronics: DAE4 Sn1354; Calibrated: 2021/9/1
- Phantom: Twin SAM; Type: Twin SAM V5.0; Serial: TP:1412
- Measurement SW: DASY52, Version 52.10 (2); SEMCAD X Version 14.6.12 (7470)

Area Scan (91x121x1): Interpolated grid: dx=1.000 mm, dy=1.000 mm
Maximum value of SAR (interpolated) = 0.460 W/kg

Zoom Scan (7x7x6)/Cube 0: Measurement grid: dx=4mm, dy=4mm, dz=2mm
Reference Value = 4.222 V/m; Power Drift = -0.08 dB
Peak SAR (extrapolated) = 0.769 W/kg
SAR(1 g) = 0.280 W/kg; SAR(10 g) = 0.126 W/kg
Maximum value of SAR (measured) = 0.442 W/kg

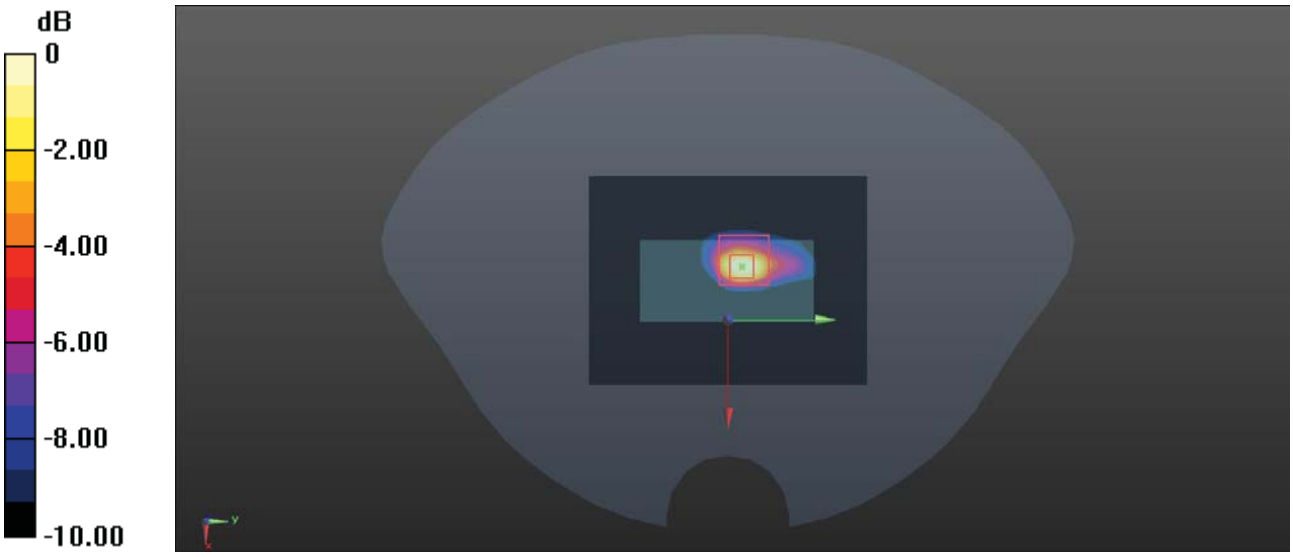

0 dB = 0.442 W/kg = -3.55 dBW/kg

Test Plot 87#: 5.8G Wi-Fi_Mid_ Body Back

DUT: POS Terminal; Type: N700; Serial: CR22010044-SA-S1

Communication System: 5.8G Wi-Fi; Frequency: 5785 MHz;Duty Cycle: 1:1
Medium parameters used: f = 5785 MHz; σ = 5.262 S/m; ε_r = 35.318; ρ = 1000 kg/m^3
Phantom section: Flat Section

DASY5 Configuration:

- Probe: EX3DV4 - SN7329; ConvF(4.75, 4.75, 4.75) @ 5785 MHz; Calibrated: 2021/12/31
- Sensor-Surface: 1.4mm (Mechanical Surface Detection)
- Electronics: DAE4 Sn1354; Calibrated: 2021/9/1
- Phantom: Twin SAM; Type: Twin SAM V5.0; Serial: TP:1412
- Measurement SW: DASY52, Version 52.10 (2); SEMCAD X Version 14.6.12 (7470)

Area Scan (121x111x1): Interpolated grid: dx=1.000 mm, dy=1.000 mm
Maximum value of SAR (interpolated) = 0.609 W/kg

Zoom Scan (7x7x6)/Cube 0: Measurement grid: dx=4mm, dy=4mm, dz=2mm
Reference Value = 1.341 V/m; Power Drift = 0.16dB
Peak SAR (extrapolated) = 0.711 W/kg
SAR(1 g) = 0.376 W/kg; SAR(10 g) = 0.148 W/kg
Maximum value of SAR (measured) = 0.506 W/kg

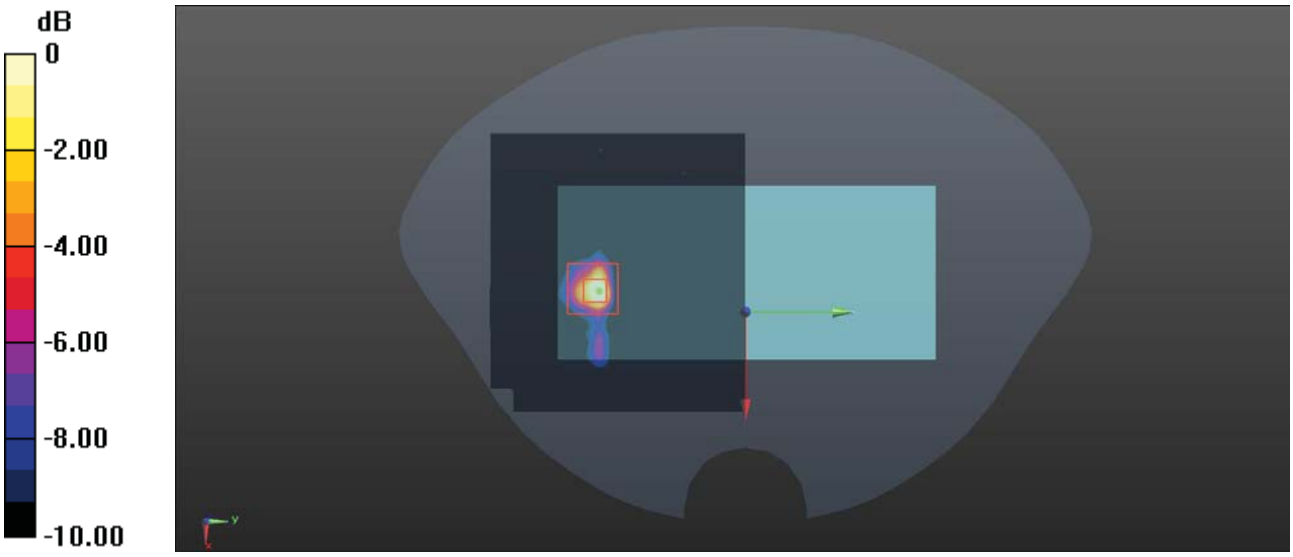

0 dB = 0.506 W/kg = -2.96 dBW/kg

Test Plot 88#: 5.8G Wi-Fi_Mid_ Body Left

DUT: POS Terminal; Type: N700; Serial: CR22010044-SA-S1

Communication System: 5.8G Wi-Fi; Frequency: 5785 MHz;Duty Cycle: 1:1
Medium parameters used: f = 5785 MHz; σ = 5.262 S/m; ε_r = 35.318; ρ = 1000 kg/m^3
Phantom section: Flat Section

DASY5 Configuration:

- Probe: EX3DV4 - SN7329; ConvF(4.75, 4.75, 4.75) @ 5785 MHz; Calibrated: 2021/12/31
- Sensor-Surface: 1.4mm (Mechanical Surface Detection)
- Electronics: DAE4 Sn1354; Calibrated: 2021/9/1
- Phantom: Twin SAM; Type: Twin SAM V5.0; Serial: TP:1412
- Measurement SW: DASY52, Version 52.10 (2); SEMCAD X Version 14.6.12 (7470)

Area Scan (71x201x1): Interpolated grid: dx=1.000 mm, dy=1.000 mm
Maximum value of SAR (interpolated) = 0.0512 W/kg

Zoom Scan (7x7x6)/Cube 0: Measurement grid: dx=4mm, dy=4mm, dz=2mm
Reference Value = 1.337 V/m; Power Drift = 0.16 dB
Peak SAR (extrapolated) = 0.0600 W/kg
SAR(1 g) = 0.020 W/kg; SAR(10 g) = 0.016 W/kg
Maximum value of SAR (measured) = 0.0261 W/kg

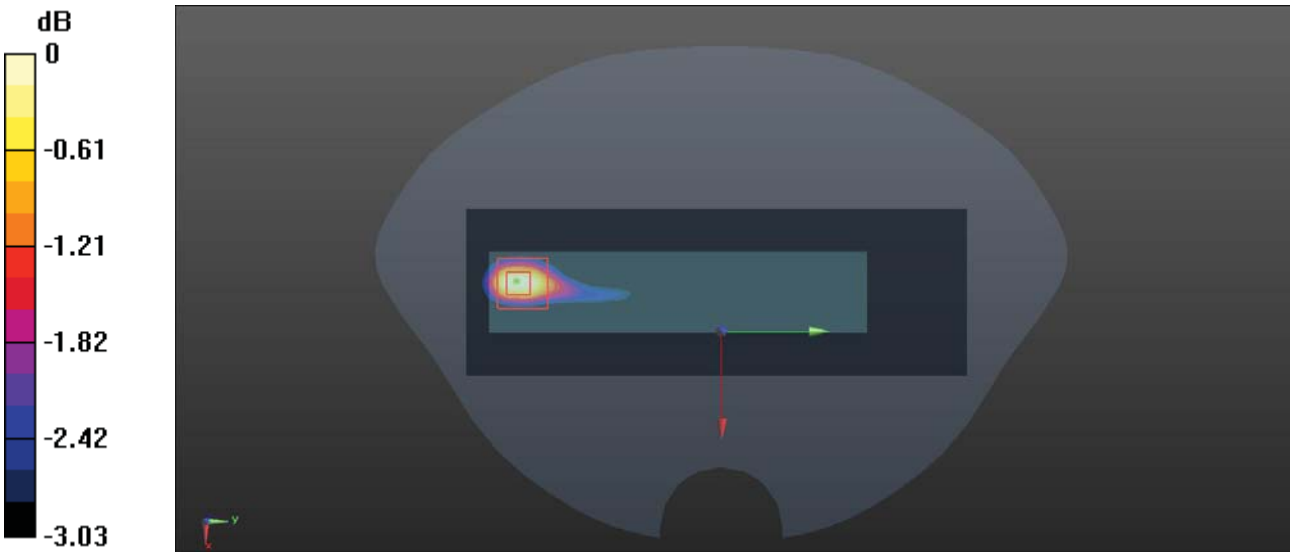

0 dB = 0.232 W/kg = -6.35 dBW/kg

Test Plot 89#: 5.8G Wi-Fi_Mid_ Body Bottom

DUT: POS Terminal; Type: N700; Serial: CR22010044-SA-S1

Communication System: 5.8G Wi-Fi; Frequency: 5785 MHz;Duty Cycle: 1:1
Medium parameters used: f = 5785 MHz; σ = 5.262 S/m; ε_r = 35.318; ρ = 1000 kg/m^3
Phantom section: Flat Section

DASY5 Configuration:

- Probe: EX3DV4 - SN7329; ConvF(4.75, 4.75, 4.75) @ 5785 MHz; Calibrated: 2021/12/31
- Sensor-Surface: 1.4mm (Mechanical Surface Detection)
- Electronics: DAE4 Sn1354; Calibrated: 2021/9/1
- Phantom: Twin SAM; Type: Twin SAM V5.0; Serial: TP:1412
- Measurement SW: DASY52, Version 52.10 (2); SEMCAD X Version 14.6.12 (7470)

Area Scan (91x121x1): Interpolated grid: dx=1.000 mm, dy=1.000 mm
Maximum value of SAR (interpolated) = 0.411 W/kg

Zoom Scan (7x7x6)/Cube 0: Measurement grid: dx=4mm, dy=4mm, dz=2mm
Reference Value = 1.967 V/m; Power Drift = 0.17dB
Peak SAR (extrapolated) = 0.501 W/kg
SAR(1 g) = 0.234 W/kg; SAR(10 g) = 0.117 W/kg
Maximum value of SAR (measured) = 0.363 W/kg

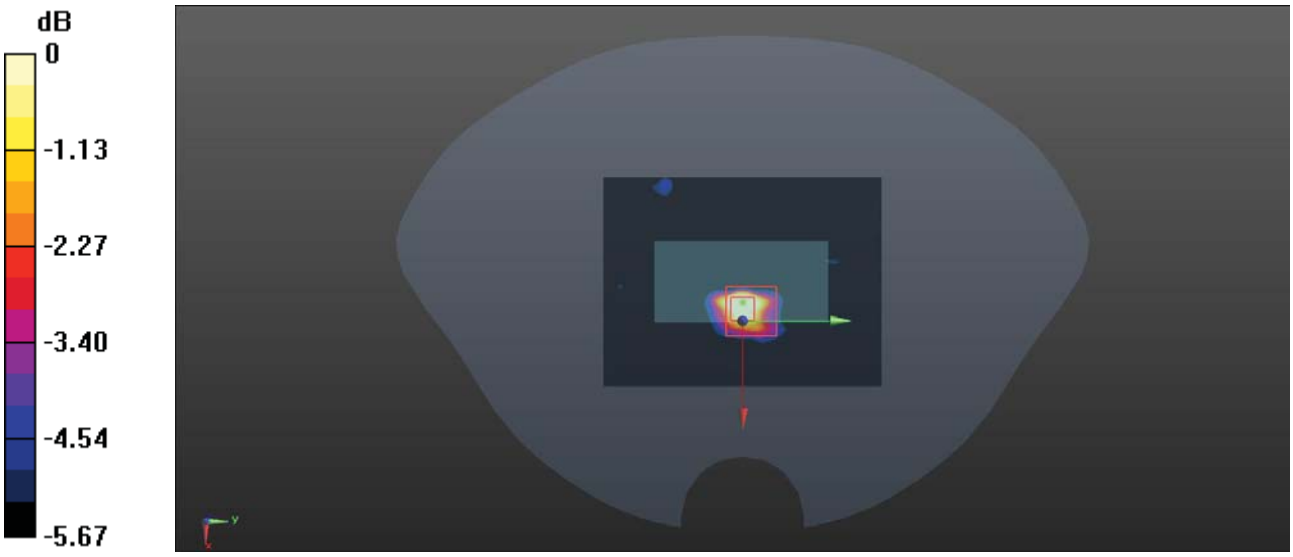

0 dB = 0.0663 W/kg = -11.78 dBW/kg

Test Plot 90#: BT_Mid_ Body Back

DUT: POS Terminal; Type: N700; Serial: CR22010044-SA-S1

Communication System:Bluetooth(GFSK); Frequency: 2440 MHz;Duty Cycle: 1:1.28
Medium parameters used (interpolated): f = 2440 MHz; σ = 1.792 S/m; ε_r = 39.271; ρ = 1000 kg/m^3
Phantom section: Flat Section

DASY5 Configuration:

- Probe: EX3DV4 - SN7329; ConvF(7.42, 7.42, 7.42) @ 2440 MHz; Calibrated: 2021/12/31
- Sensor-Surface: 1.4mm (Mechanical Surface Detection)
- Electronics: DAE4 Sn1354; Calibrated: 2021/9/1
- Phantom: Twin SAM; Type: Twin SAM V5.0; Serial: TP:1412
- Measurement SW: DASY52, Version 52.10 (2); SEMCAD X Version 14.6.12 (7470)

Area Scan (101x91x1): Interpolated grid: dx=1.200 mm, dy=1.200 mm
Maximum value of SAR (interpolated) = 0.115 W/kg

Zoom Scan (5x5x7)/Cube 0: Measurement grid: dx=8mm, dy=8mm, dz=5mm
Reference Value = 2.704 V/m; Power Drift = -0.13 dB
Peak SAR (extrapolated) = 0.120 W/kg
SAR(1 g) = 0.056 W/kg; SAR(10 g) = 0.030 W/kg
Maximum value of SAR (measured) = 0.0852 W/kg

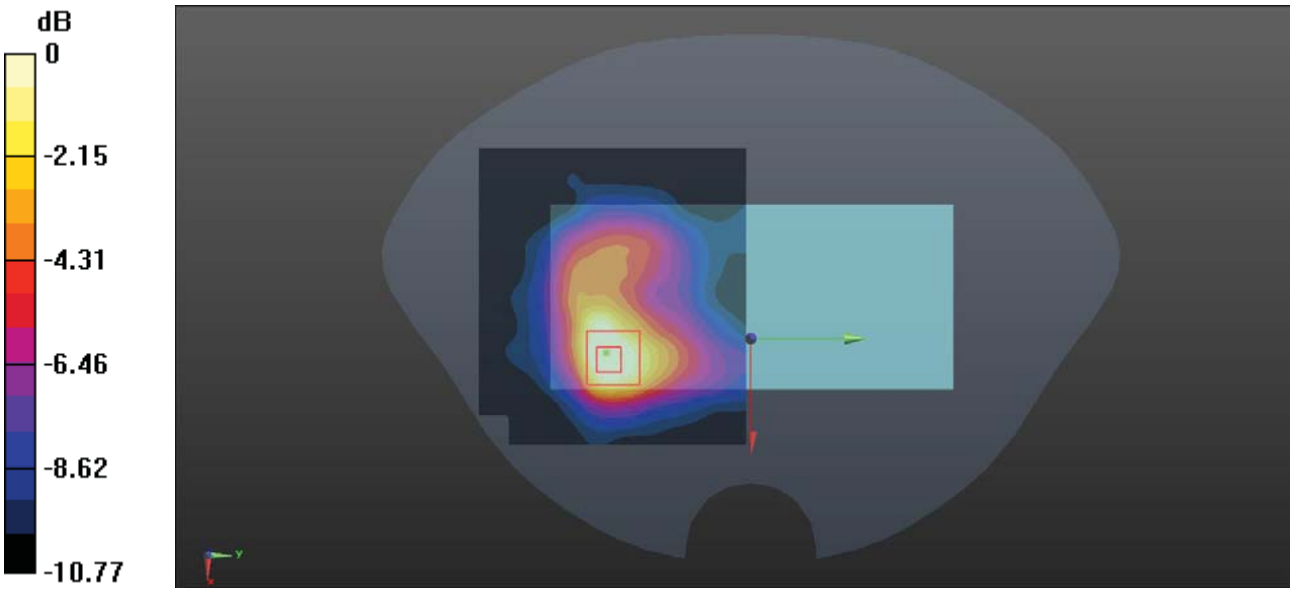

0 dB = 0.0852 W/kg = -10.70 dBW/kg

Test Plot 91#: BT_Mid_ Body Bottom

DUT: POS Terminal; Type: N700; Serial: CR22010044-SA-S1

Communication System:Bluetooth(GFSK); Frequency: 2440 MHz;Duty Cycle: 1:1.28
Medium parameters used (interpolated): f = 2440 MHz; σ = 1.792 S/m; ε_r = 39.271; ρ = 1000 kg/m^3
Phantom section: Flat Section

DASY5 Configuration:

- Probe: EX3DV4 - SN7329; ConvF(7.42, 7.42, 7.42) @ 2440 MHz; Calibrated: 2021/12/31
- Sensor-Surface: 1.4mm (Mechanical Surface Detection)
- Electronics: DAE4 Sn1354; Calibrated: 2021/9/1
- Phantom: Twin SAM; Type: Twin SAM V5.0; Serial: TP:1412
- Measurement SW: DASY52, Version 52.10 (2); SEMCAD X Version 14.6.12 (7470)

Area Scan (71x101x1): Interpolated grid: dx=1.200 mm, dy=1.200 mm
Maximum value of SAR (interpolated) = 0.0701 W/kg

Zoom Scan (5x5x7)/Cube 0: Measurement grid: dx=8mm, dy=8mm, dz=5mm
Reference Value = 3.700 V/m; Power Drift = 0.15 dB
Peak SAR (extrapolated) = 0.0930 W/kg
SAR(1 g) = 0.037 W/kg; SAR(10 g) = 0.019 W/kg
Maximum value of SAR (measured) = 0.0647 W/kg

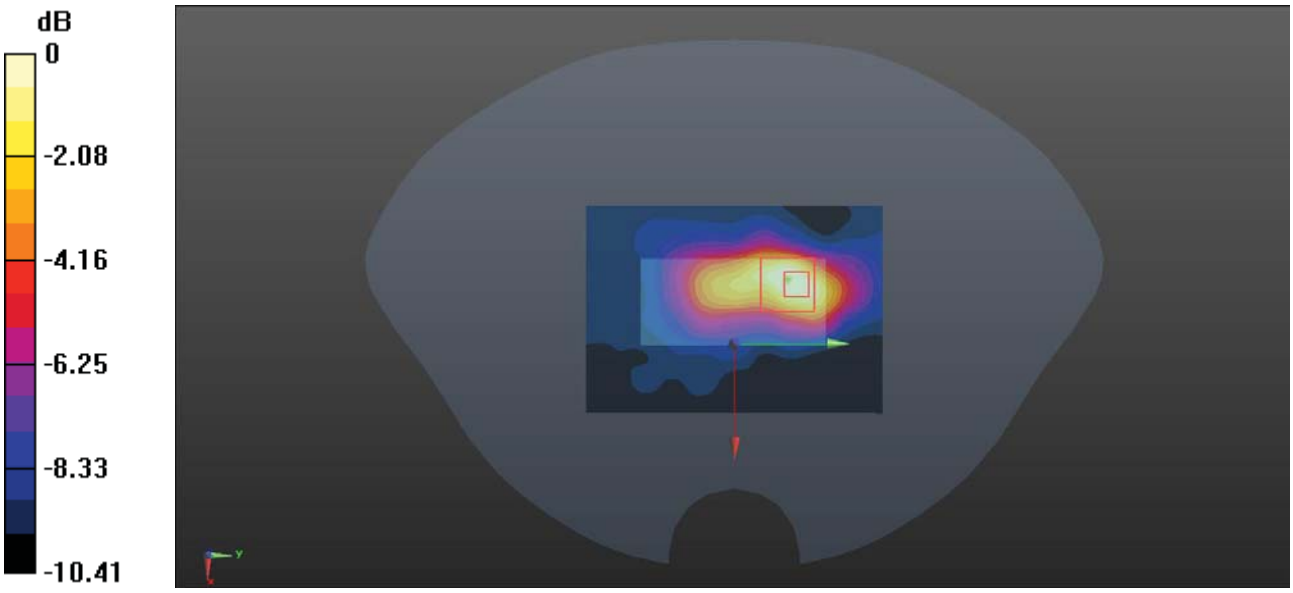

0 dB = 0.0647 W/kg = -11.89 dBW/kg

Test Plot 92#: GSM 850_Mid_Handheld Back

DUT: POS Terminal; Type: N700; Serial: CR22010044-SA-S1

Communication System: Generic GPRS-4 slots; Frequency: 836.6 MHz;Duty Cycle: 1:2
Medium parameters used: f = 836.6 MHz; σ = 0.918 S/m; ε_r = 41.538; ρ = 1000 kg/m^3
Phantom section: Flat Section

DASY5 Configuration:

- Probe: EX3DV4 - SN7329; ConvF(10.06, 10.06, 10.06) @ 836.6 MHz; Calibrated: 2021/12/31
- Sensor-Surface: 1.4mm (Mechanical Surface Detection)
- Electronics: DAE4 Sn1354; Calibrated: 2021/9/1
- Phantom: Twin SAM; Type: Twin SAM V5.0; Serial: TP:1412
- Measurement SW: DASY52, Version 52.10 (2); SEMCAD X Version 14.6.12 (7470)

Area Scan (61x61x1): Interpolated grid: dx=1.500 mm, dy=1.500 mm
Maximum value of SAR (interpolated) = 1.02 W/kg

Zoom Scan (5x5x7)/Cube 0: Measurement grid: dx=8mm, dy=8mm, dz=5mm
Reference Value = 11.85 V/m; Power Drift = 0.02 dB
Peak SAR (extrapolated) = 1.40 W/kg
SAR(1 g) = 0.726 W/kg; SAR(10 g) = 0.402 W/kg
Maximum value of SAR (measured) = 1.04 W/kg

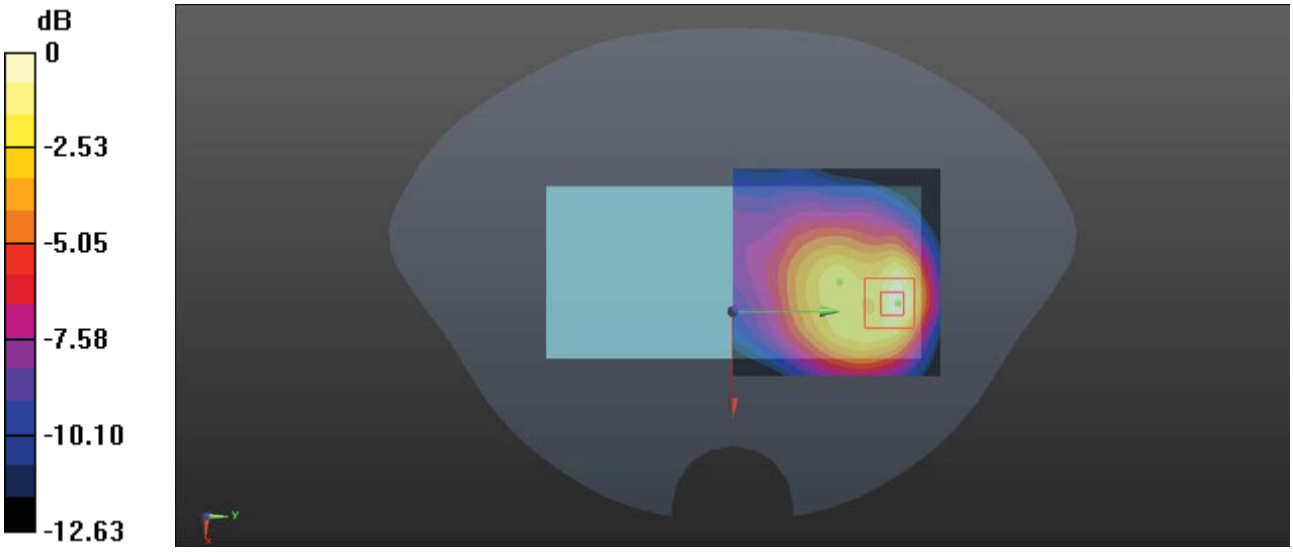

0 dB = 1.04 W/kg = 0.17 dBW/kg

Test Plot 93#: GSM 850_Mid_Handheld Left

DUT: POS Terminal; Type: N700; Serial: CR22010044-SA-S1

Communication System: Generic GPRS-4 slots; Frequency: 836.6 MHz;Duty Cycle: 1:2
Medium parameters used: f = 836.6 MHz; σ = 0.918 S/m; ε_r = 41.538; ρ = 1000 kg/m^3
Phantom section: Flat Section

DASY5 Configuration:

- Probe: EX3DV4 - SN7329; ConvF(10.06, 10.06, 10.06) @ 836.6 MHz; Calibrated: 2021/12/31
- Sensor-Surface: 1.4mm (Mechanical Surface Detection)
- Electronics: DAE4 Sn1354; Calibrated: 2021/9/1
- Phantom: Twin SAM; Type: Twin SAM V5.0; Serial: TP:1412
- Measurement SW: DASY52, Version 52.10 (2); SEMCAD X Version 14.6.12 (7470)

Area Scan (51x121x1): Interpolated grid: dx=1.500 mm, dy=1.500 mm
Maximum value of SAR (interpolated) = 2.01 W/kg

Zoom Scan (5x5x7)/Cube 0: Measurement grid: dx=8mm, dy=8mm, dz=5mm
Reference Value = 10.87 V/m; Power Drift = 0.10 dB
Peak SAR (extrapolated) = 2.77 W/kg
SAR(1 g) = 1.05 W/kg; SAR(10 g) = 0.443 W/kg
Maximum value of SAR (measured) = 2.05 W/kg

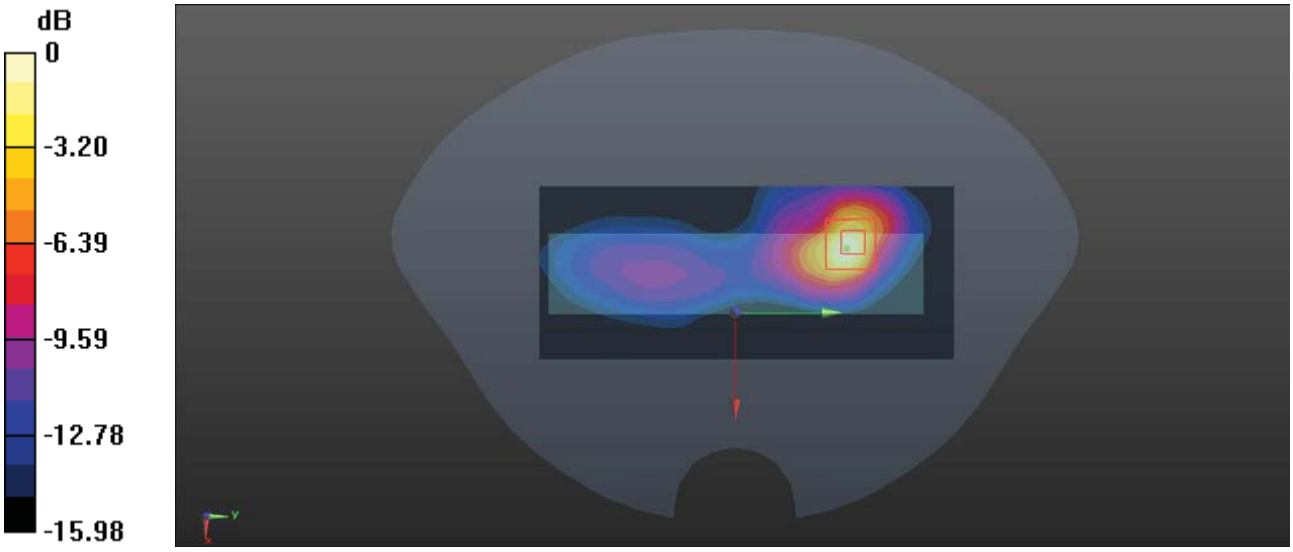

0 dB = 2.05 W/kg = 3.12 dBW/kg

Test Plot 94#: GSM 850_Mid_Handheld Right

DUT: POS Terminal; Type: N700; Serial: CR22010044-SA-S1

Communication System: Generic GPRS-4 slots; Frequency: 836.6 MHz;Duty Cycle: 1:2
Medium parameters used: f = 836.6 MHz; σ = 0.918 S/m; ε_r = 41.538; ρ = 1000 kg/m^3
Phantom section: Flat Section

DASY5 Configuration:

- Probe: EX3DV4 - SN7329; ConvF(10.06, 10.06, 10.06) @ 836.6 MHz; Calibrated: 2021/12/31
- Sensor-Surface: 1.4mm (Mechanical Surface Detection)
- Electronics: DAE4 Sn1354; Calibrated: 2021/9/1
- Phantom: Twin SAM; Type: Twin SAM V5.0; Serial: TP:1412
- Measurement SW: DASY52, Version 52.10 (2); SEMCAD X Version 14.6.12 (7470)

Area Scan (51x121x1): Interpolated grid: dx=1.500 mm, dy=1.500 mm
Maximum value of SAR (interpolated) = 0.309 W/kg

Zoom Scan (5x5x7)/Cube 0: Measurement grid: dx=8mm, dy=8mm, dz=5mm
Reference Value = 15.40 V/m; Power Drift = -0.03 dB
Peak SAR (extrapolated) = 0.352 W/kg
SAR(1 g) = 0.292 W/kg; SAR(10 g) = 0.179 W/kg
Maximum value of SAR (measured) = 0.296 W/kg

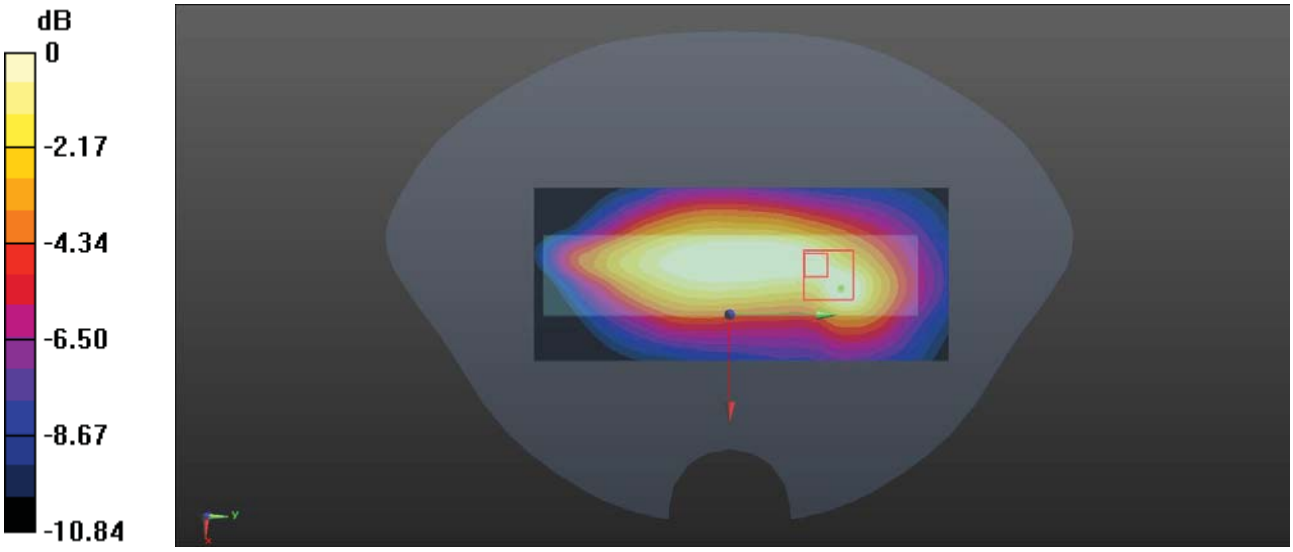

0 dB = 0.296 W/kg = -5.29 dBW/kg

Test Plot 95#: GSM 850_Mid_Handheld Top

DUT: POS Terminal; Type: N700; Serial: CR22010044-SA-S1

Communication System: Generic GPRS-4 slots; Frequency: 836.6 MHz;Duty Cycle: 1:2
Medium parameters used: f = 836.6 MHz; σ = 0.918 S/m; ε_r = 41.538; ρ = 1000 kg/m^3
Phantom section: Flat Section

DASY5 Configuration:

- Probe: EX3DV4 - SN7329; ConvF(10.06, 10.06, 10.06) @ 836.6 MHz; Calibrated: 2021/12/31
- Sensor-Surface: 1.4mm (Mechanical Surface Detection)
- Electronics: DAE4 Sn1354; Calibrated: 2021/9/1
- Phantom: Twin SAM; Type: Twin SAM V5.0; Serial: TP:1412
- Measurement SW: DASY52, Version 52.10 (2); SEMCAD X Version 14.6.12 (7470)

Area Scan (51x81x1): Interpolated grid: dx=1.500 mm, dy=1.500 mm
Maximum value of SAR (interpolated) = 2.00 W/kg

Zoom Scan (5x5x7)/Cube 0: Measurement grid: dx=8mm, dy=8mm, dz=5mm
Reference Value = 23.77 V/m; Power Drift = -0.01 dB
Peak SAR (extrapolated) = 2.81 W/kg
SAR(1 g) = 0.986 W/kg; SAR(10 g) = 0.459 W/kg
Maximum value of SAR (measured) = 1.91 W/kg

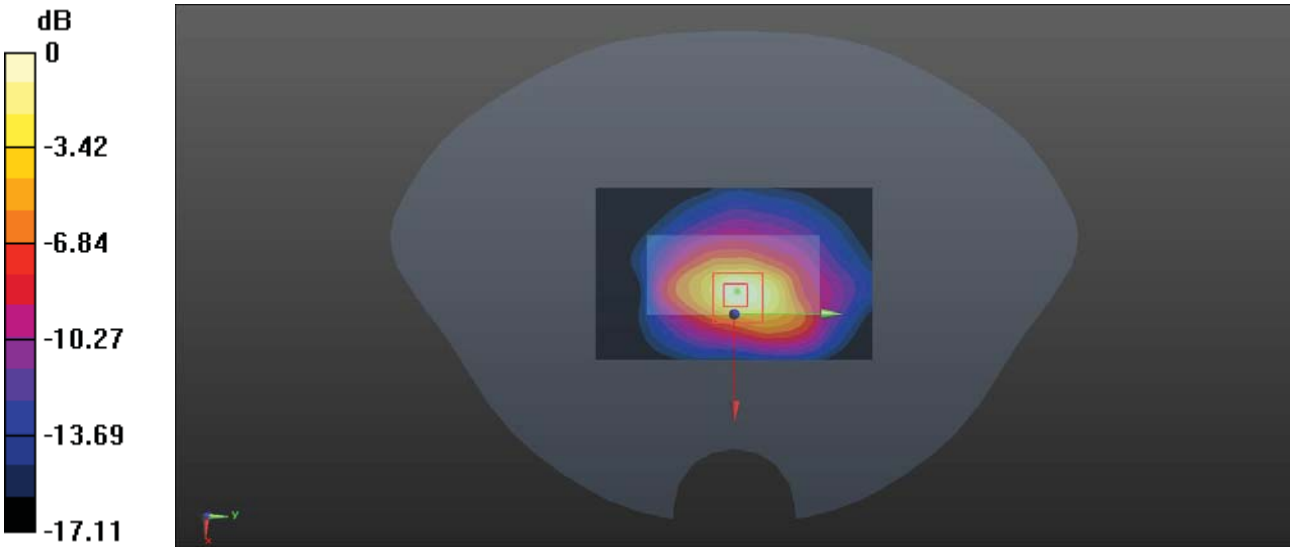

0 dB = 1.91 W/kg = 2.81 dBW/kg

Test Plot 96#: PCS 1900_Mid_Handheld Back

DUT: POS Terminal; Type: N700; Serial: CR22010044-SA-S1

Communication System: Generic GPRS-4 slots; Frequency: 1880 MHz;Duty Cycle: 1:2
Medium parameters used: f = 1880 MHz; σ = 1.405 S/m; ε_r = 40.112; ρ = 1000 kg/m^3
Phantom section: Flat Section

DASY5 Configuration:

- Probe: EX3DV4 - SN7329; ConvF(8, 8, 8) @ 1880 MHz; Calibrated: 2021/12/31
- Sensor-Surface: 1.4mm (Mechanical Surface Detection)
- Electronics: DAE4 Sn1354; Calibrated: 2021/9/1
- Phantom: Twin SAM; Type: Twin SAM V5.0; Serial: TP:1412
- Measurement SW: DASY52, Version 52.10 (2); SEMCAD X Version 14.6.12 (7470)

Area Scan (61x61x1): Interpolated grid: dx=1.500 mm, dy=1.500 mm
Maximum value of SAR (interpolated) = 0.483 W/kg

Zoom Scan (5x5x7)/Cube 0: Measurement grid: dx=8mm, dy=8mm, dz=5mm
Reference Value = 4.250 V/m; Power Drift = 0.05 dB
Peak SAR (extrapolated) = 0.707 W/kg
SAR(1 g) = 0.347 W/kg; SAR(10 g) = 0.186 W/kg
Maximum value of SAR (measured) = 0.490 W/kg

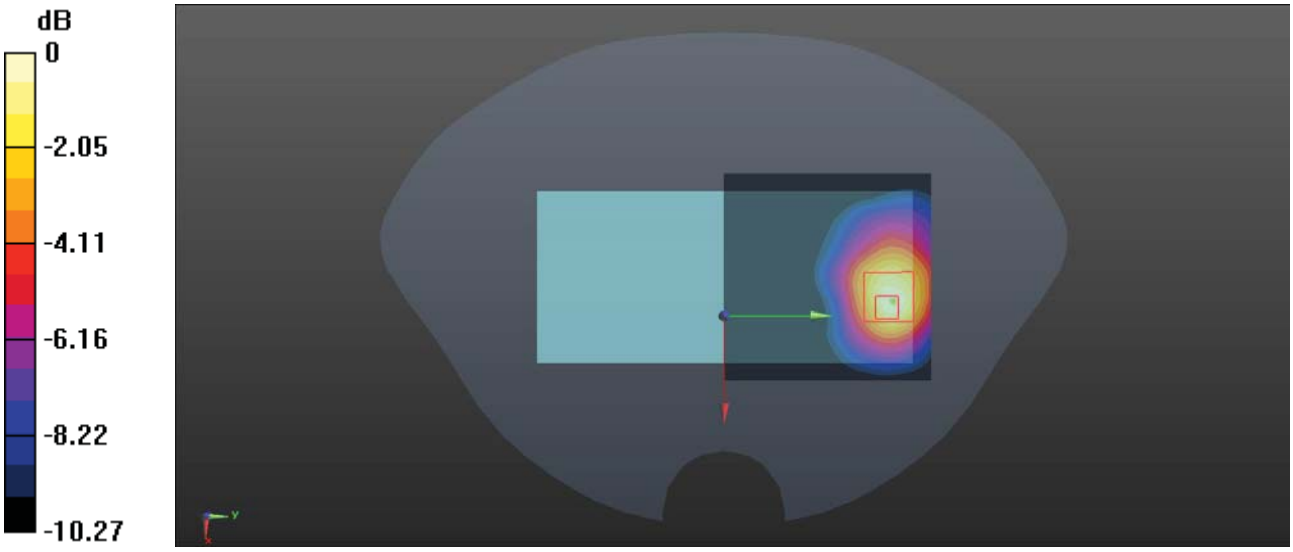

0 dB = 0.490 W/kg = -3.10 dBW/kg

Test Plot 97#: PCS 1900_Mid_Handheld Left

DUT: POS Terminal; Type: N700; Serial: CR22010044-SA-S1

Communication System: Generic GPRS-4 slots; Frequency: 1880 MHz;Duty Cycle: 1:2
Medium parameters used: f = 1880 MHz; σ = 1.405 S/m; ε_r = 40.112; ρ = 1000 kg/m^3
Phantom section: Flat Section

DASY5 Configuration:

- Probe: EX3DV4 - SN7329; ConvF(8, 8, 8) @ 1880 MHz; Calibrated: 2021/12/31
- Sensor-Surface: 1.4mm (Mechanical Surface Detection)
- Electronics: DAE4 Sn1354; Calibrated: 2021/9/1
- Phantom: Twin SAM; Type: Twin SAM V5.0; Serial: TP:1412
- Measurement SW: DASY52, Version 52.10 (2); SEMCAD X Version 14.6.12 (7470)

Area Scan (41x121x1): Interpolated grid: dx=1.500 mm, dy=1.500 mm
Maximum value of SAR (interpolated) = 1.27 W/kg

Zoom Scan (5x5x7)/Cube 0: Measurement grid: dx=8mm, dy=8mm, dz=5mm
Reference Value = 6.125 V/m; Power Drift = -0.02 dB
Peak SAR (extrapolated) = 1.79 W/kg
SAR(1 g) = 0.796 W/kg; SAR(10 g) = 0.346 W/kg
Maximum value of SAR (measured) = 1.38 W/kg

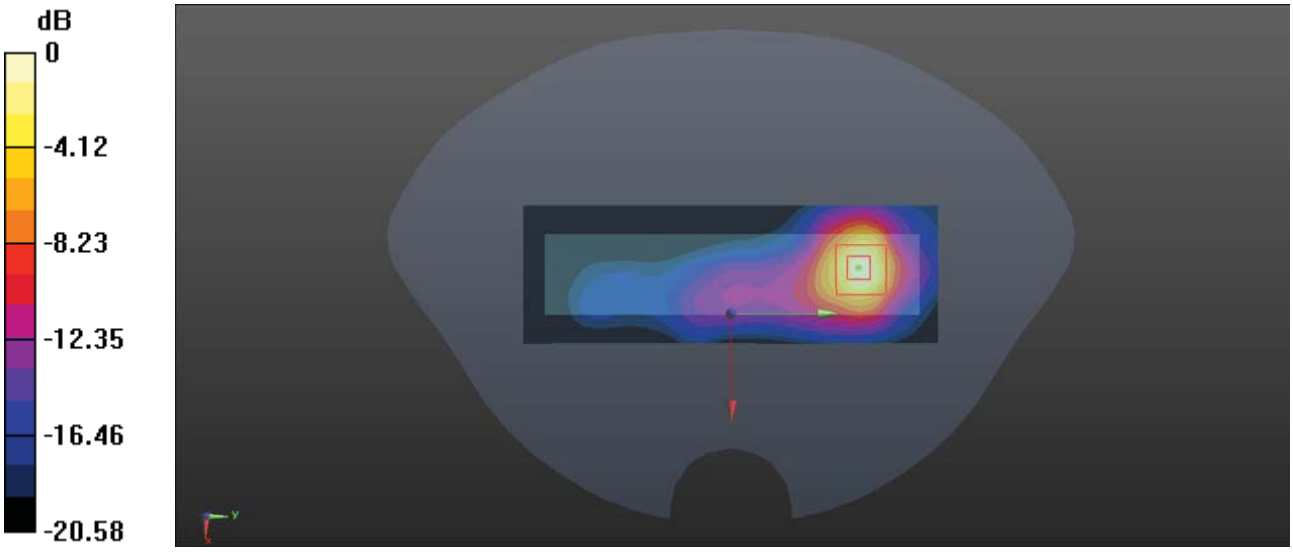

0 dB = 1.38 W/kg = 1.40 dBW/kg

Test Plot 98#: PCS 1900_Mid_Handheld Right

DUT: POS Terminal; Type: N700; Serial: CR22010044-SA-S1

Communication System: Generic GPRS-4 slots; Frequency: 1880 MHz;Duty Cycle: 1:2
Medium parameters used: f = 1880 MHz; σ = 1.405 S/m; ε_r = 40.112; ρ = 1000 kg/m^3
Phantom section: Flat Section

DASY5 Configuration:

- Probe: EX3DV4 - SN7329; ConvF(8, 8, 8) @ 1880 MHz; Calibrated: 2021/12/31
- Sensor-Surface: 1.4mm (Mechanical Surface Detection)
- Electronics: DAE4 Sn1354; Calibrated: 2021/9/1
- Phantom: Twin SAM; Type: Twin SAM V5.0; Serial: TP:1412
- Measurement SW: DASY52, Version 52.10 (2); SEMCAD X Version 14.6.12 (7470)

Area Scan (41x121x1): Interpolated grid: dx=1.500 mm, dy=1.500 mm
Maximum value of SAR (interpolated) = 0.0530 W/kg

Zoom Scan (5x5x7)/Cube 0: Measurement grid: dx=8mm, dy=8mm, dz=5mm
Reference Value = 2.483 V/m; Power Drift = -0.03 dB
Peak SAR (extrapolated) = 0.0660 W/kg
SAR(1 g) = 0.035 W/kg; SAR(10 g) = 0.021 W/kg
Maximum value of SAR (measured) = 0.0509 W/kg

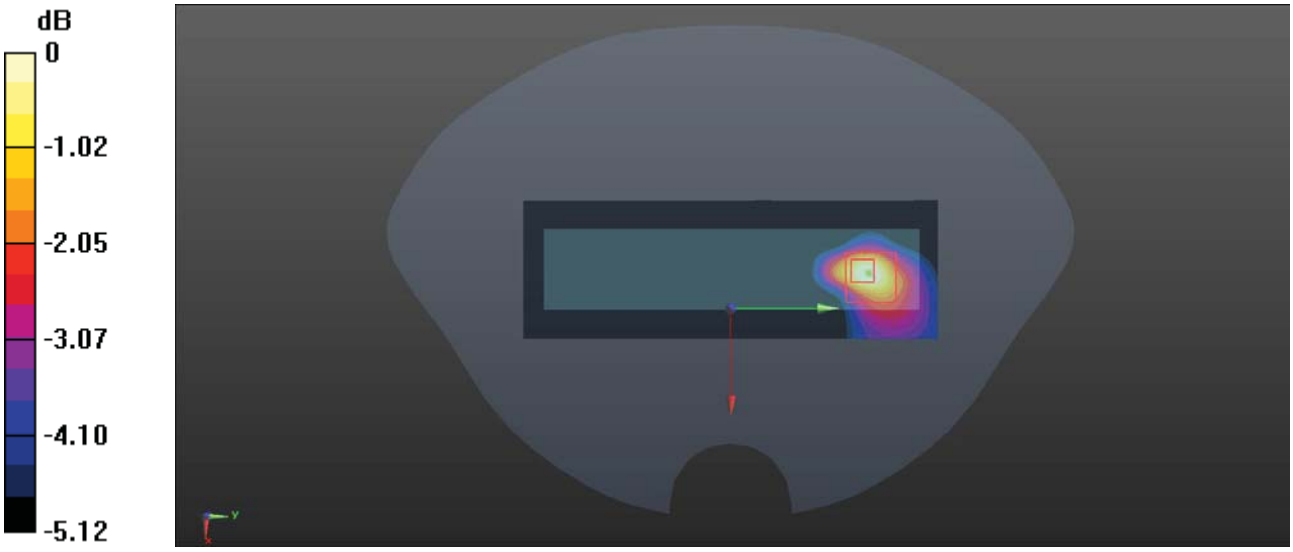

0 dB = 0.0509 W/kg = -12.93 dBW/kg

Test Plot 99#: PCS 1900_Mid_Handheld Top

DUT: POS Terminal; Type: N700; Serial: CR22010044-SA-S1

Communication System: Generic GPRS-4 slots; Frequency: 1880 MHz;Duty Cycle: 1:2
Medium parameters used: f = 1880 MHz; σ = 1.405 S/m; ε_r = 40.112; ρ = 1000 kg/m^3
Phantom section: Flat Section

DASY5 Configuration:

- Probe: EX3DV4 - SN7329; ConvF(8, 8, 8) @ 1880 MHz; Calibrated: 2021/12/31
- Sensor-Surface: 1.4mm (Mechanical Surface Detection)
- Electronics: DAE4 Sn1354; Calibrated: 2021/9/1
- Phantom: Twin SAM; Type: Twin SAM V5.0; Serial: TP:1412
- Measurement SW: DASY52, Version 52.10 (2); SEMCAD X Version 14.6.12 (7470)

Area Scan (41x61x1): Interpolated grid: dx=1.500 mm, dy=1.500 mm
Maximum value of SAR (interpolated) = 0.922 W/kg

Zoom Scan (5x5x7)/Cube 0: Measurement grid: dx=8mm, dy=8mm, dz=5mm
Reference Value = 17.43 V/m; Power Drift = -0.05 dB
Peak SAR (extrapolated) = 1.03 W/kg
SAR(1 g) = 0.579 W/kg; SAR(10 g) = 0.314 W/kg
Maximum value of SAR (measured) = 0.856 W/kg

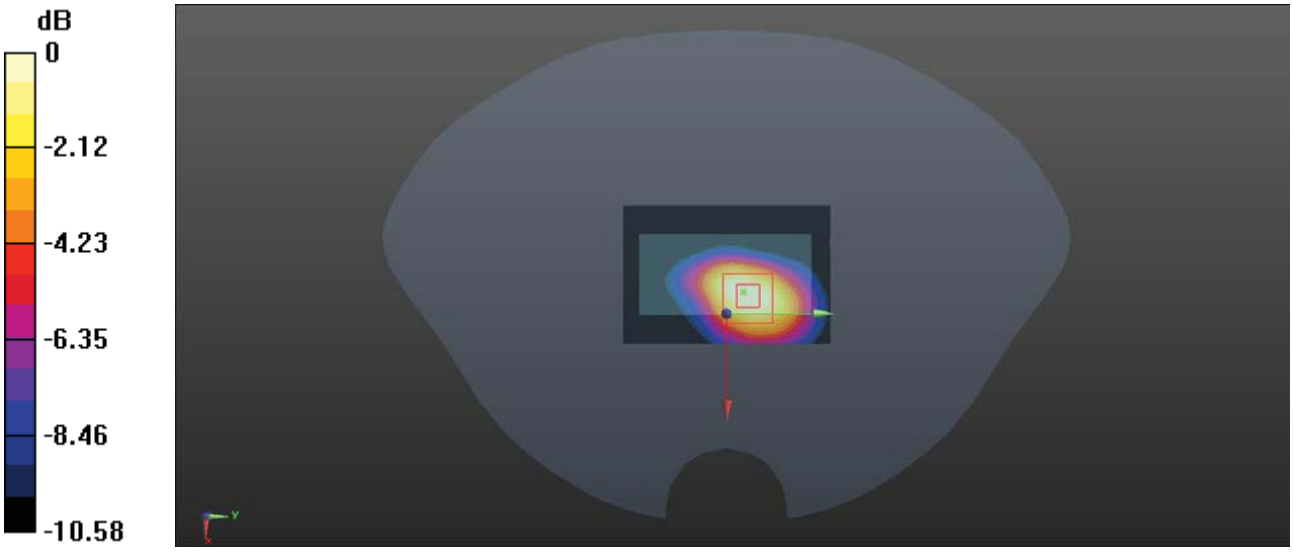

0 dB = 0.856 W/kg = -0.68 dBW/kg

Test Plot 100#: WCDMA Band 2_Mid_Handheld Back

DUT: POS Terminal; Type: N700; Serial: CR22010044-SA-S1

Communication System: WCDMA; Frequency: 1880 MHz;Duty Cycle: 1:1
Medium parameters used: f = 1880 MHz; σ = 1.405 S/m; ε_r = 40.112; ρ = 1000 kg/m^3
Phantom section: Flat Section

DASY5 Configuration:

- Probe: EX3DV4 - SN7329; ConvF(8, 8, 8) @ 1880 MHz; Calibrated: 2021/12/31
- Sensor-Surface: 1.4mm (Mechanical Surface Detection)
- Electronics: DAE4 Sn1354; Calibrated: 2021/9/1
- Phantom: Twin SAM; Type: Twin SAM V5.0; Serial: TP:1412
- Measurement SW: DASY52, Version 52.10 (2); SEMCAD X Version 14.6.12 (7470)

Area Scan (61x61x1): Interpolated grid: dx=1.500 mm, dy=1.500 mm
Maximum value of SAR (interpolated) = 0.706 W/kg

Zoom Scan (5x5x7)/Cube 0: Measurement grid: dx=8mm, dy=8mm, dz=5mm
Reference Value = 4.936 V/m; Power Drift = 0.02 dB
Peak SAR (extrapolated) = 0.999 W/kg
SAR(1 g) = 0.516 W/kg; SAR(10 g) = 0.277 W/kg
Maximum value of SAR (measured) = 0.833 W/kg

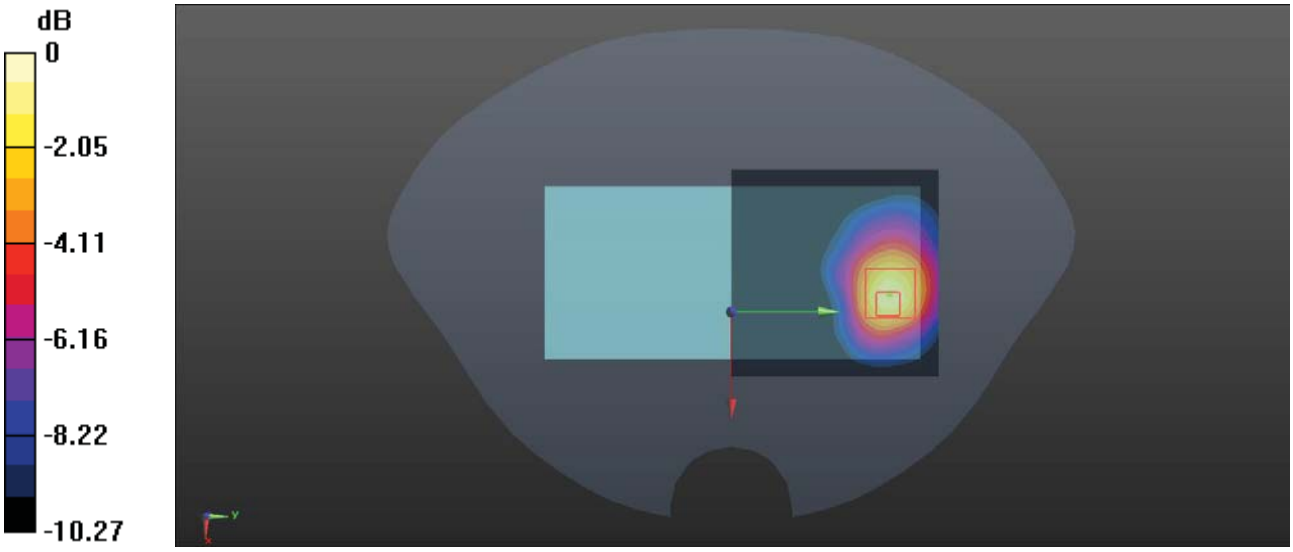

0 dB = 0.833 W/kg = -0.79 dBW/kg

Test Plot 101#: WCDMA Band 2_Mid_Handheld Left

DUT: POS Terminal; Type: N700; Serial: CR22010044-SA-S1

Communication System: WCDMA; Frequency: 1880 MHz;Duty Cycle: 1:1
Medium parameters used: f = 1880 MHz; σ = 1.405 S/m; ε_r = 40.112; ρ = 1000 kg/m^3
Phantom section: Flat Section

DASY5 Configuration:

- Probe: EX3DV4 - SN7329; ConvF(8, 8, 8) @ 1880 MHz; Calibrated: 2021/12/31
- Sensor-Surface: 1.4mm (Mechanical Surface Detection)
- Electronics: DAE4 Sn1354; Calibrated: 2021/9/1
- Phantom: Twin SAM; Type: Twin SAM V5.0; Serial: TP:1412
- Measurement SW: DASY52, Version 52.10 (2); SEMCAD X Version 14.6.12 (7470)

Area Scan (51x131x1): Interpolated grid: dx=1.500 mm, dy=1.500 mm
Maximum value of SAR (interpolated) = 0.683 W/kg

Zoom Scan (5x5x7)/Cube 0: Measurement grid: dx=8mm, dy=8mm, dz=5mm
Reference Value = 6.794 V/m; Power Drift = -0.04 dB
Peak SAR (extrapolated) = 0.997 W/kg
SAR(1 g) = 0.742 W/kg; SAR(10 g) = 0.329 W/kg
Maximum value of SAR (measured) = 0.906 W/kg

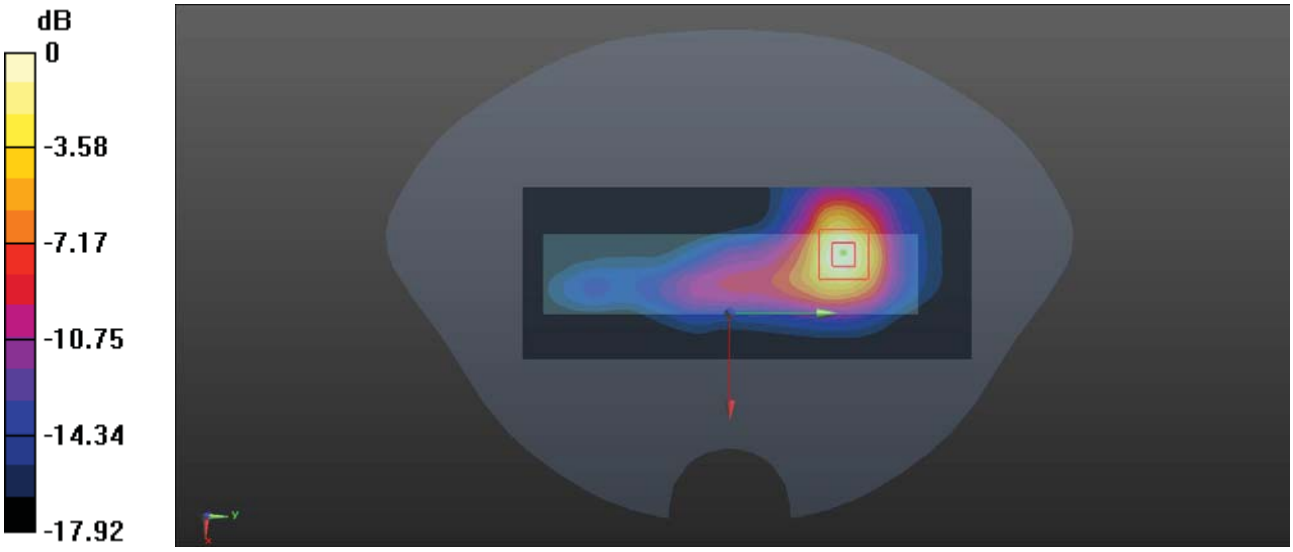

0 dB = 0.906 W/kg = -0.43 dBW/kg

Test Plot 102#: WCDMA Band 2_Mid_Handheld Right

DUT: POS Terminal; Type: N700; Serial: CR22010044-SA-S1

Communication System: WCDMA; Frequency: 1880 MHz;Duty Cycle: 1:1
Medium parameters used: f = 1880 MHz; σ = 1.405 S/m; ε_r = 40.112; ρ = 1000 kg/m^3
Phantom section: Flat Section

DASY5 Configuration:

- Probe: EX3DV4 - SN7329; ConvF(8, 8, 8) @ 1880 MHz; Calibrated: 2021/12/31
- Sensor-Surface: 1.4mm (Mechanical Surface Detection)
- Electronics: DAE4 Sn1354; Calibrated: 2021/9/1
- Phantom: Twin SAM; Type: Twin SAM V5.0; Serial: TP:1412
- Measurement SW: DASY52, Version 52.10 (2); SEMCAD X Version 14.6.12 (7470)

Area Scan (51x131x1): Interpolated grid: dx=1.500 mm, dy=1.500 mm
Maximum value of SAR (interpolated) = 0.0648 W/kg

Zoom Scan (5x5x7)/Cube 0: Measurement grid: dx=8mm, dy=8mm, dz=5mm
Reference Value = 2.373 V/m; Power Drift = 0.01 dB
Peak SAR (extrapolated) = 0.167 W/kg
SAR(1 g) = 0.081 W/kg; SAR(10 g) = 0.052 W/kg
Maximum value of SAR (measured) = 0.153 W/kg

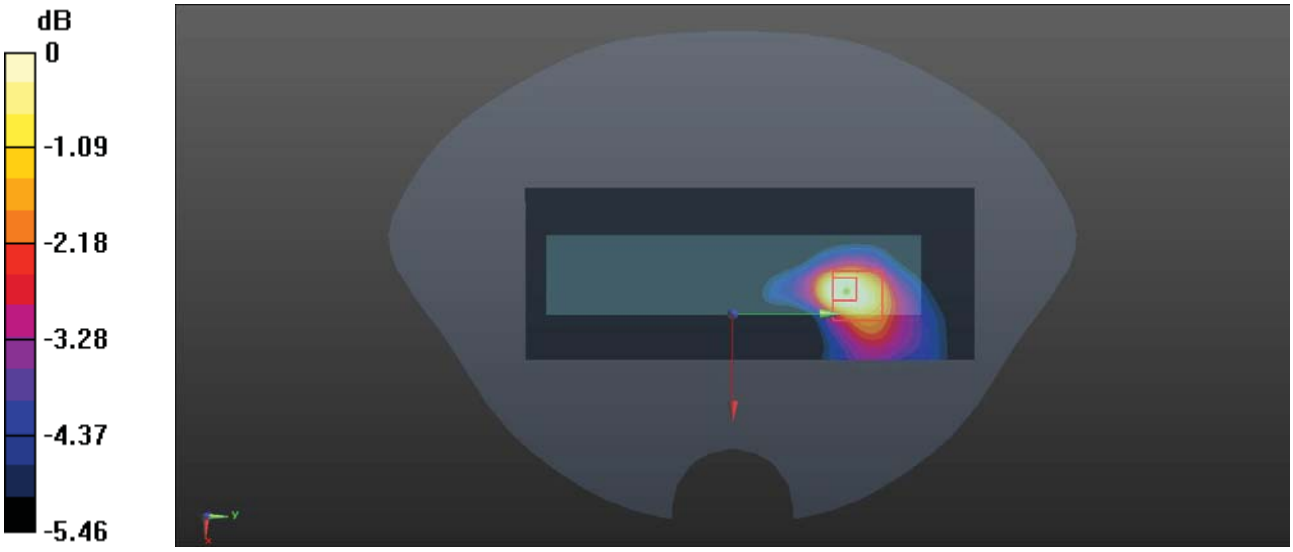

0 dB = 0.153 W/kg = -8.15 dBW/kg

Test Plot 103#: WCDMA Band 2_Mid_Handheld Top

DUT: POS Terminal; Type: N700; Serial: CR22010044-SA-S1

Communication System: WCDMA; Frequency: 1880 MHz;Duty Cycle: 1:1
Medium parameters used: f = 1880 MHz; σ = 1.405 S/m; ε_r = 40.112; ρ = 1000 kg/m^3
Phantom section: Flat Section

DASY5 Configuration:

- Probe: EX3DV4 - SN7329; ConvF(8, 8, 8) @ 1880 MHz; Calibrated: 2021/12/31
- Sensor-Surface: 1.4mm (Mechanical Surface Detection)
- Electronics: DAE4 Sn1354; Calibrated: 2021/9/1
- Phantom: Twin SAM; Type: Twin SAM V5.0; Serial: TP:1412
- Measurement SW: DASY52, Version 52.10 (2); SEMCAD X Version 14.6.12 (7470)

Area Scan (61x81x1): Interpolated grid: dx=1.500 mm, dy=1.500 mm
Maximum value of SAR (interpolated) = 1.33 W/kg

Zoom Scan (5x5x7)/Cube 0: Measurement grid: dx=8mm, dy=8mm, dz=5mm
Reference Value = 21.30 V/m; Power Drift = -0.04 dB
Peak SAR (extrapolated) = 1.43 W/kg
SAR(1 g) = 0.809 W/kg; SAR(10 g) = 0.434 W/kg
Maximum value of SAR (measured) = 1.20 W/kg

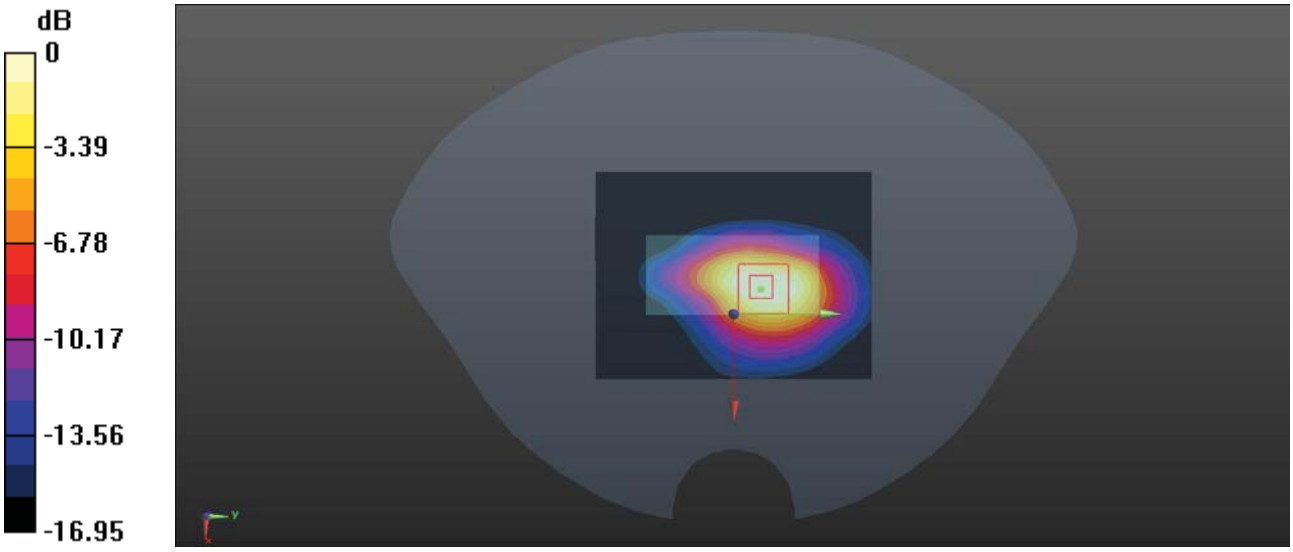

0 dB = 1.20 W/kg = 0.79 dBW/kg

Test Plot 104#: WCDMA Band 4_Mid_Handheld Back

DUT: POS Terminal; Type: N700; Serial: CR22010044-SA-S1

Communication System: WCDMA; Frequency: 1732.6 MHz;Duty Cycle: 1:1
Medium parameters used: f = 1732.6 MHz; σ = 1.348 S/m; ε_r = 40.205; ρ = 1000 kg/m^3
Phantom section: Flat Section

DASY5 Configuration:

- Probe: EX3DV4 - SN7329; ConvF(8.23, 8.23, 8.23) @ 1732.6 MHz; Calibrated: 2021/12/31
- Sensor-Surface: 1.4mm (Mechanical Surface Detection)
- Electronics: DAE4 Sn1354; Calibrated: 2021/9/1
- Phantom: Twin SAM; Type: Twin SAM V5.0; Serial: TP:1412
- Measurement SW: DASY52, Version 52.10 (2); SEMCAD X Version 14.6.12 (7470)

Area Scan (61x61x1): Interpolated grid: dx=1.500 mm, dy=1.500 mm
Maximum value of SAR (interpolated) = 1.15 W/kg

Zoom Scan (5x5x7)/Cube 0: Measurement grid: dx=8mm, dy=8mm, dz=5mm
Reference Value = 7.379 V/m; Power Drift = -0.10 dB
Peak SAR (extrapolated) = 2.03 W/kg
SAR(1 g) = 0.970 W/kg; SAR(10 g) = 0.487 W/kg
Maximum value of SAR (measured) = 1.51 W/kg

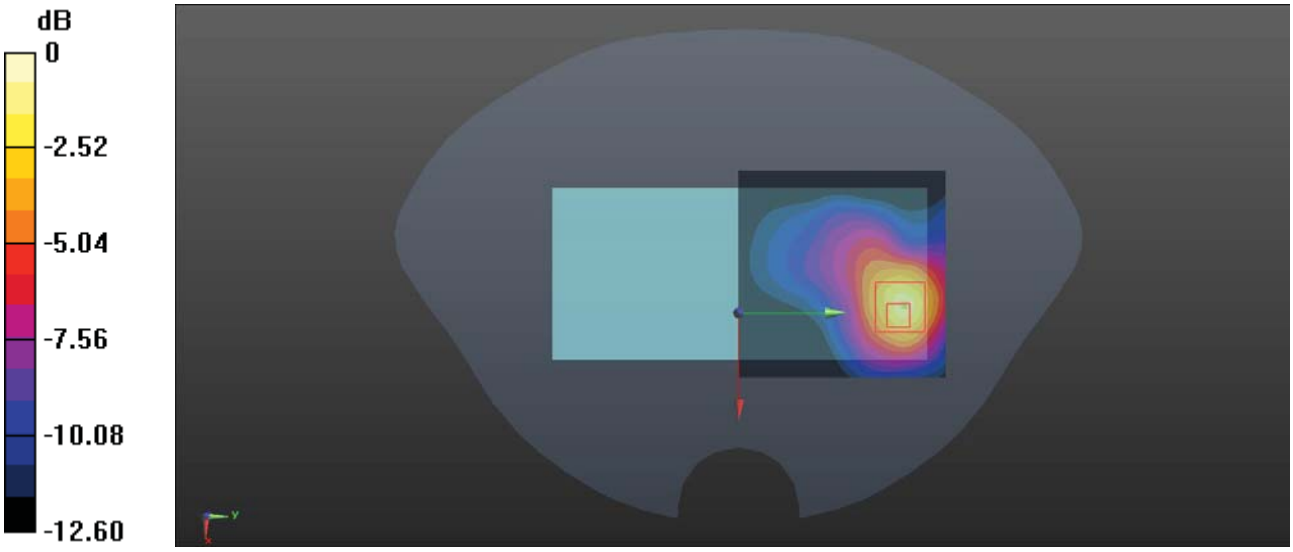

0 dB = 1.51 W/kg = 1.79 dBW/kg

Test Plot 105#: WCDMA Band 4_Mid_Handheld Left

DUT: POS Terminal; Type: N700; Serial: CR22010044-SA-S1

Communication System: WCDMA; Frequency: 1732.6 MHz;Duty Cycle: 1:1
Medium parameters used: f = 1732.6 MHz; σ = 1.348 S/m; ε_r = 40.205; ρ = 1000 kg/m^3
Phantom section: Flat Section

DASY5 Configuration:

- Probe: EX3DV4 - SN7329; ConvF(8.23, 8.23, 8.23) @ 1732.6 MHz; Calibrated: 2021/12/31
- Sensor-Surface: 1.4mm (Mechanical Surface Detection)
- Electronics: DAE4 Sn1354; Calibrated: 2021/9/1
- Phantom: Twin SAM; Type: Twin SAM V5.0; Serial: TP:1412
- Measurement SW: DASY52, Version 52.10 (2); SEMCAD X Version 14.6.12 (7470)

Area Scan (51x131x1): Interpolated grid: dx=1.500 mm, dy=1.500 mm
Maximum value of SAR (interpolated) = 1.28 W/kg

Zoom Scan (5x5x7)/Cube 0: Measurement grid: dx=8mm, dy=8mm, dz=5mm
Reference Value = 9.937 V/m; Power Drift = -0.10 dB
Peak SAR (extrapolated) = 2.60 W/kg
SAR(1 g) = 1.26 W/kg; SAR(10 g) = 0.694 W/kg
Maximum value of SAR (measured) = 2.27 W/kg

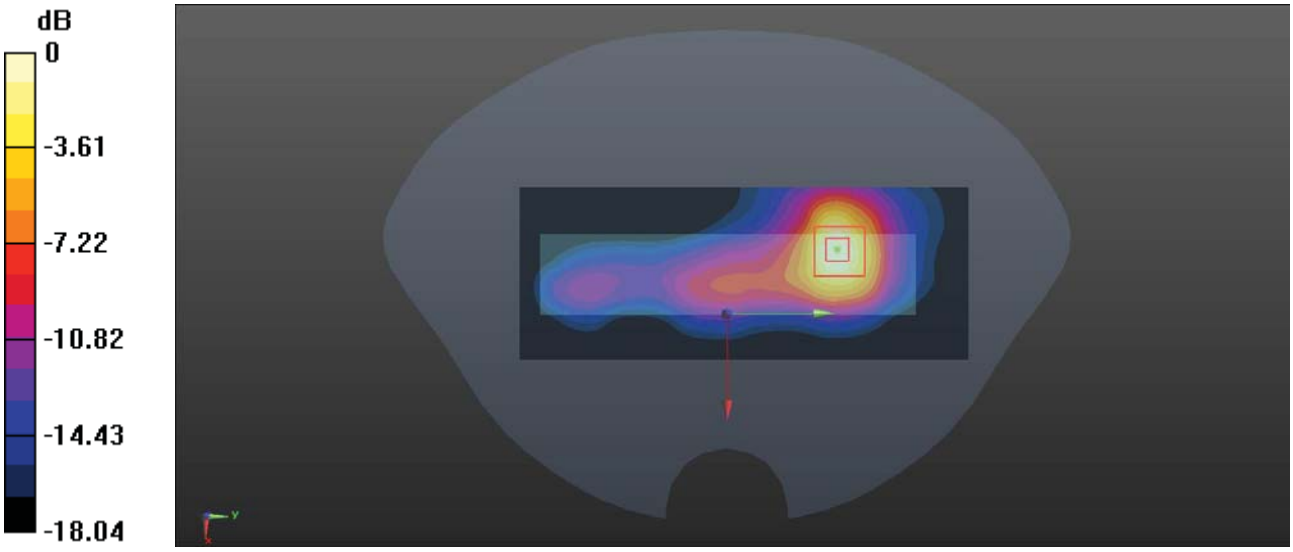

0 dB = 2.27 W/kg = 3.56 dBW/kg

Test Plot 106#: WCDMA Band 4_Mid_Handheld Right

DUT: POS Terminal; Type: N700; Serial: CR22010044-SA-S1

Communication System: WCDMA; Frequency: 1732.6 MHz;Duty Cycle: 1:1
Medium parameters used: f = 1732.6 MHz; σ = 1.348 S/m; ε_r = 40.205; ρ = 1000 kg/m^3
Phantom section: Flat Section

DASY5 Configuration:

- Probe: EX3DV4 - SN7329; ConvF(8.23, 8.23, 8.23) @ 1732.6 MHz; Calibrated: 2021/12/31
- Sensor-Surface: 1.4mm (Mechanical Surface Detection)
- Electronics: DAE4 Sn1354; Calibrated: 2021/9/1
- Phantom: Twin SAM; Type: Twin SAM V5.0; Serial: TP:1412
- Measurement SW: DASY52, Version 52.10 (2); SEMCAD X Version 14.6.12 (7470)

Area Scan (51x131x1): Interpolated grid: dx=1.500 mm, dy=1.500 mm
Maximum value of SAR (interpolated) = 0.241 W/kg

Zoom Scan (5x5x7)/Cube 0: Measurement grid: dx=8mm, dy=8mm, dz=5mm
Reference Value = 2.513 V/m; Power Drift = -0.10 dB
Peak SAR (extrapolated) = 0.268 W/kg
SAR(1 g) = 0.123 W/kg; SAR(10 g) = 0.063 W/kg
Maximum value of SAR (measured) = 0.174 W/kg

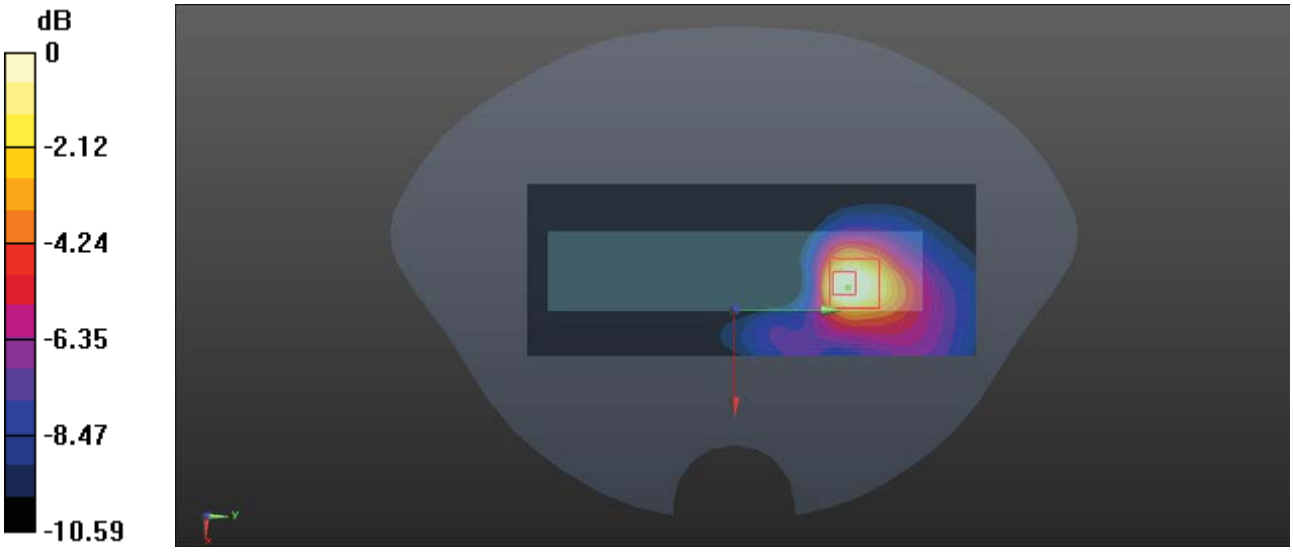

0 dB = 0.174 W/kg = -7.59 dBW/kg

Test Plot 107#: WCDMA Band 4_Mid_Handheld Top

DUT: POS Terminal; Type: N700; Serial: CR22010044-SA-S1

Communication System: WCDMA; Frequency: 1732.6 MHz;Duty Cycle: 1:1
Medium parameters used: f = 1732.6 MHz; σ = 1.348 S/m; ε_r = 40.205; ρ = 1000 kg/m^3
Phantom section: Flat Section

DASY5 Configuration:

- Probe: EX3DV4 - SN7329; ConvF(8.23, 8.23, 8.23) @ 1732.6 MHz; Calibrated: 2021/12/31
- Sensor-Surface: 1.4mm (Mechanical Surface Detection)
- Electronics: DAE4 Sn1354; Calibrated: 2021/9/1
- Phantom: Twin SAM; Type: Twin SAM V5.0; Serial: TP:1412
- Measurement SW: DASY52, Version 52.10 (2); SEMCAD X Version 14.6.12 (7470)

Area Scan (41x61x1): Interpolated grid: dx=1.500 mm, dy=1.500 mm
Maximum value of SAR (interpolated) = 2.07 W/kg

Zoom Scan (5x5x7)/Cube 0: Measurement grid: dx=8mm, dy=8mm, dz=5mm
Reference Value = 24.94 V/m; Power Drift = -0.03 dB
Peak SAR (extrapolated) = 2.28 W/kg
SAR(1 g) = 1.35 W/kg; SAR(10 g) = 0.747 W/kg
Maximum value of SAR (measured) = 1.95 W/kg

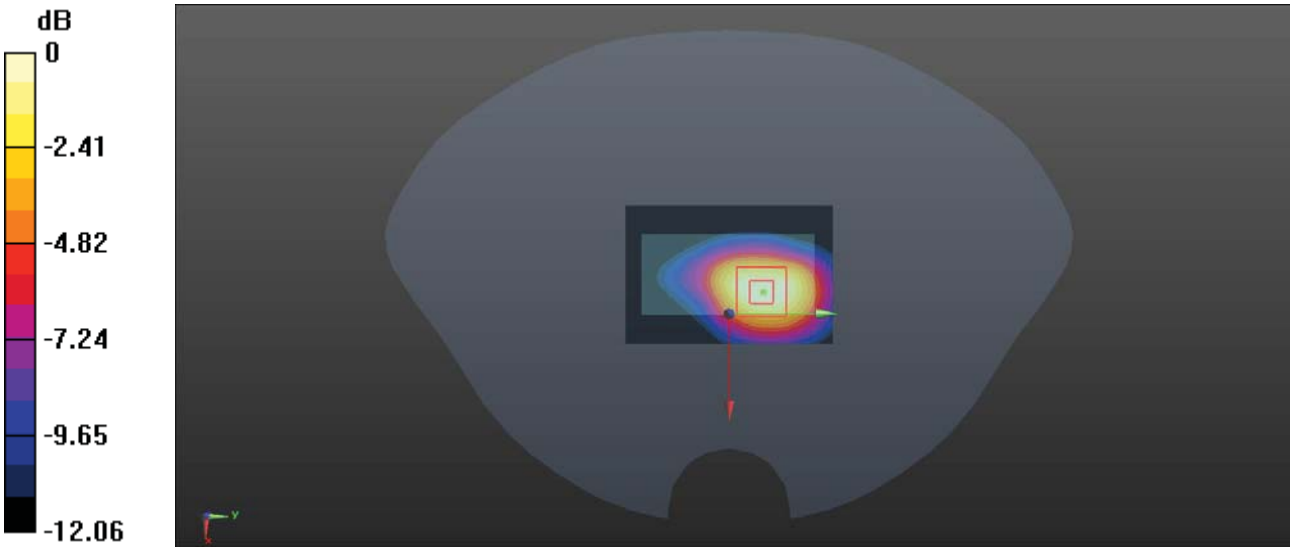

0 dB = 1.95 W/kg = 2.90 dBW/kg

Test Plot 108#: WCDMA Band 5_Mid_Handheld Back

DUT: POS Terminal; Type: N700; Serial: CR22010044-SA-S1

Communication System: WCDMA; Frequency: 836.6 MHz;Duty Cycle: 1:1
Medium parameters used: f = 836.6 MHz; σ = 0.918 S/m; ε_r = 41.538; ρ = 1000 kg/m^3
Phantom section: Flat Section

DASY5 Configuration:

- Probe: EX3DV4 - SN7329; ConvF(10.06, 10.06, 10.06) @ 836.6 MHz; Calibrated: 2021/12/31
- Sensor-Surface: 1.4mm (Mechanical Surface Detection)
- Electronics: DAE4 Sn1354; Calibrated: 2021/9/1
- Phantom: Twin SAM; Type: Twin SAM V5.0; Serial: TP:1412
- Measurement SW: DASY52, Version 52.10 (2); SEMCAD X Version 14.6.12 (7470)

Area Scan (81x81x1): Interpolated grid: dx=1.500 mm, dy=1.500 mm
Maximum value of SAR (interpolated) = 1.44 W/kg

Zoom Scan (5x5x7)/Cube 0: Measurement grid: dx=8mm, dy=8mm, dz=5mm
Reference Value = 14.90 V/m; Power Drift = 0.08 dB
Peak SAR (extrapolated) = 2.10 W/kg
SAR(1 g) = 1.07 W/kg; SAR(10 g) = 0.574 W/kg
Maximum value of SAR (measured) = 1.70 W/kg

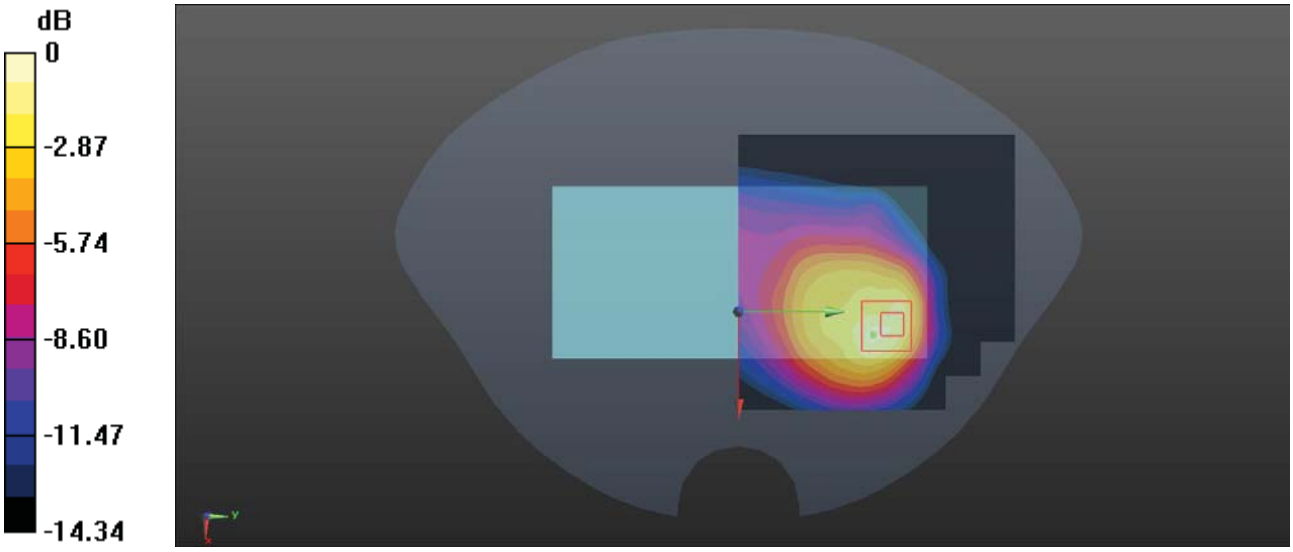

0 dB = 1.70 W/kg = 2.30 dBW/kg

Test Plot 109#: WCDMA Band 5_Mid_Handheld Left

DUT: POS Terminal; Type: N700; Serial: CR22010044-SA-S1

Communication System: WCDMA; Frequency: 836.6 MHz;Duty Cycle: 1:1
Medium parameters used: f = 836.6 MHz; σ = 0.918 S/m; ε_r = 41.538; ρ = 1000 kg/m^3
Phantom section: Flat Section

DASY5 Configuration:

- Probe: EX3DV4 - SN7329; ConvF(10.06, 10.06, 10.06) @ 836.6 MHz; Calibrated: 2021/12/31
- Sensor-Surface: 1.4mm (Mechanical Surface Detection)
- Electronics: DAE4 Sn1354; Calibrated: 2021/9/1
- Phantom: Twin SAM; Type: Twin SAM V5.0; Serial: TP:1412
- Measurement SW: DASY52, Version 52.10 (2); SEMCAD X Version 14.6.12 (7470)

Area Scan (51x131x1): Interpolated grid: dx=1.500 mm, dy=1.500 mm
Maximum value of SAR (interpolated) = 2.28 W/kg

Zoom Scan (5x5x7)/Cube 0: Measurement grid: dx=8mm, dy=8mm, dz=5mm
Reference Value = 11.97 V/m; Power Drift = -0.12 dB
Peak SAR (extrapolated) = 3.63 W/kg
SAR(1 g) = 1.4 W/kg; SAR(10 g) = 0.620 W/kg
Maximum value of SAR (measured) = 2.81 W/kg

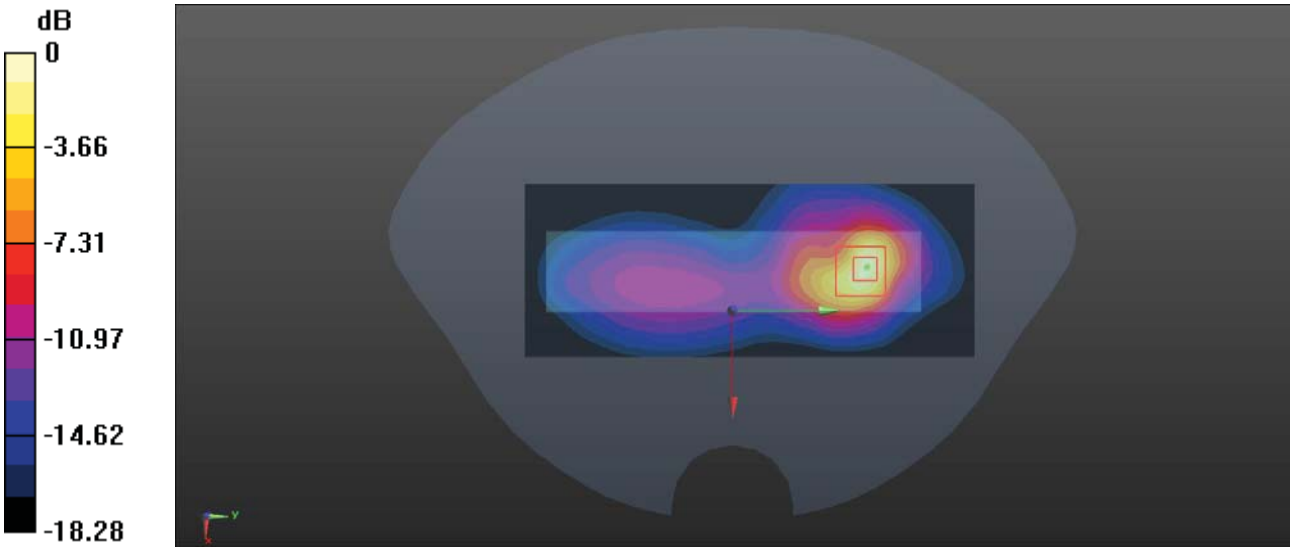

0 dB = 2.81 W/kg = 4.49 dBW/kg

Test Plot 110#: WCDMA Band 5_Mid_Handheld Right

DUT: POS Terminal; Type: N700; Serial: CR22010044-SA-S1

Communication System: WCDMA; Frequency: 836.6 MHz;Duty Cycle: 1:1
Medium parameters used: f = 836.6 MHz; σ = 0.918 S/m; ε_r = 41.538; ρ = 1000 kg/m^3
Phantom section: Flat Section

DASY5 Configuration:

- Probe: EX3DV4 - SN7329; ConvF(10.06, 10.06, 10.06) @ 836.6 MHz; Calibrated: 2021/12/31
- Sensor-Surface: 1.4mm (Mechanical Surface Detection)
- Electronics: DAE4 Sn1354; Calibrated: 2021/9/1
- Phantom: Twin SAM; Type: Twin SAM V5.0; Serial: TP:1412
- Measurement SW: DASY52, Version 52.10 (2); SEMCAD X Version 14.6.12 (7470)

Area Scan (51x131x1): Interpolated grid: dx=1.500 mm, dy=1.500 mm
Maximum value of SAR (interpolated) = 0.369 W/kg

Zoom Scan (5x5x7)/Cube 0: Measurement grid: dx=8mm, dy=8mm, dz=5mm
Reference Value = 17.85 V/m; Power Drift = -0.05 dB
Peak SAR (extrapolated) = 0.429 W/kg
SAR(1 g) = 0.284 W/kg; SAR(10 g) = 0.197 W/kg
Maximum value of SAR (measured) = 0.370 W/kg

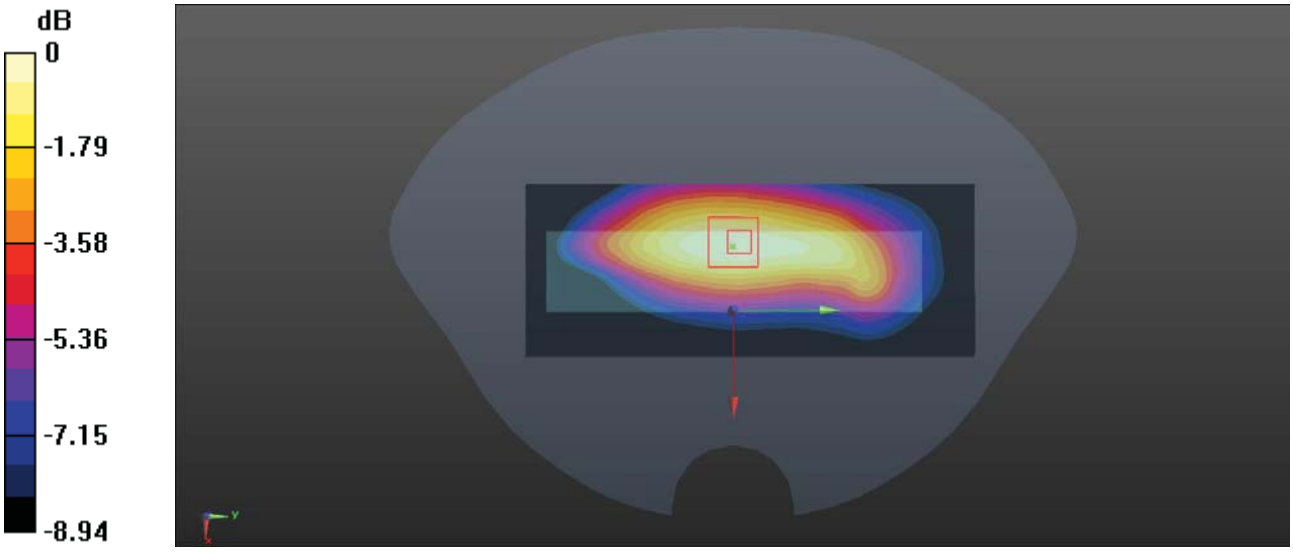

0 dB = 0.370 W/kg = -4.32 dBW/kg

Test Plot 111#: WCDMA Band 5_Mid_Handheld Top

DUT: POS Terminal; Type: N700; Serial: CR22010044-SA-S1

Communication System: WCDMA; Frequency: 836.6 MHz;Duty Cycle: 1:1
Medium parameters used: f = 836.6 MHz; σ = 0.918 S/m; ε_r = 41.538; ρ = 1000 kg/m^3
Phantom section: Flat Section

DASY5 Configuration:

- Probe: EX3DV4 - SN7329; ConvF(10.06, 10.06, 10.06) @ 836.6 MHz; Calibrated: 2021/12/31
- Sensor-Surface: 1.4mm (Mechanical Surface Detection)
- Electronics: DAE4 Sn1354; Calibrated: 2021/9/1
- Phantom: Twin SAM; Type: Twin SAM V5.0; Serial: TP:1412
- Measurement SW: DASY52, Version 52.10 (2); SEMCAD X Version 14.6.12 (7470)

Area Scan (61x81x1): Interpolated grid: dx=1.500 mm, dy=1.500 mm
Maximum value of SAR (interpolated) = 2.09 W/kg

Zoom Scan (5x5x7)/Cube 0: Measurement grid: dx=8mm, dy=8mm, dz=5mm
Reference Value = 36.12 V/m; Power Drift = -0.10 dB
Peak SAR (extrapolated) = 4.40 W/kg
SAR(1 g) = 1.58 W/kg; SAR(10 g) = 0.764 W/kg
Maximum value of SAR (measured) = 2.57 W/kg

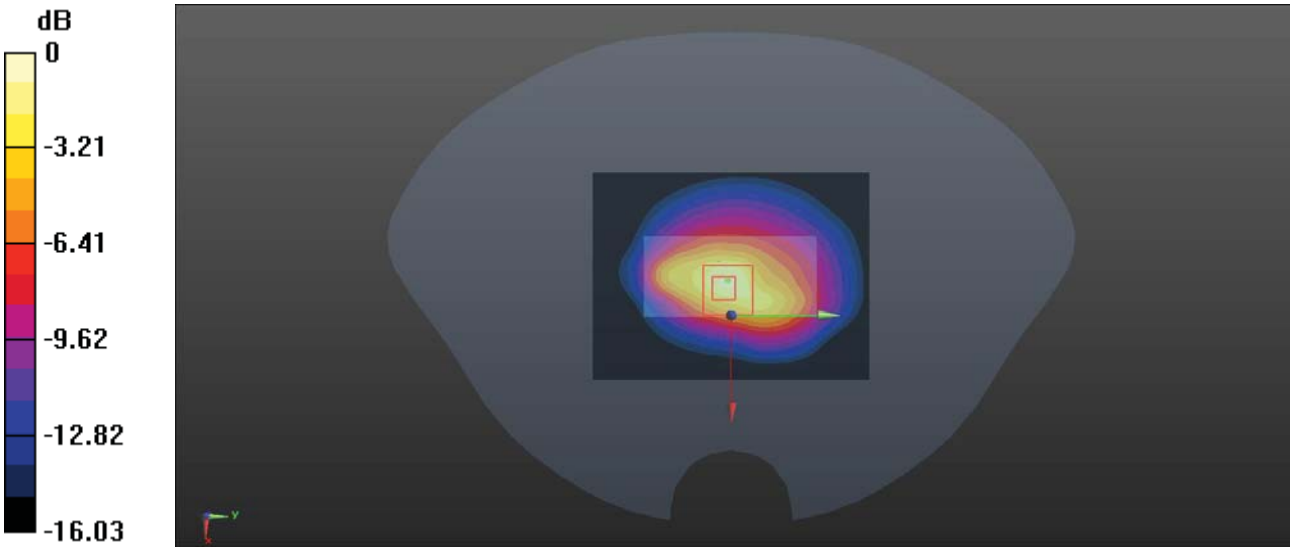

0 dB = 2.57 W/kg = 4.10 dBW/kg

Test Plot 112#: LTE Band 4_1RB_Mid_Handheld Back

DUT: POS Terminal; Type: N700; Serial: CR22010044-SA-S1

Communication System: Generic FDD-LTE; Frequency: 1732.5 MHz;Duty Cycle: 1:1
Medium parameters used: f = 1732.5 MHz; σ = 1.345 S/m; ε_r = 40.237; ρ = 1000 kg/m^3
Phantom section: Flat Section

DASY5 Configuration:

- Probe: EX3DV4 - SN7329; ConvF(8.23, 8.23, 8.23) @ 1732.5 MHz; Calibrated: 2021/12/31
- Sensor-Surface: 1.4mm (Mechanical Surface Detection)
- Electronics: DAE4 Sn1354; Calibrated: 2021/9/1
- Phantom: Twin SAM; Type: Twin SAM V5.0; Serial: TP:1412
- Measurement SW: DASY52, Version 52.10 (2); SEMCAD X Version 14.6.12 (7470)

Area Scan (61x61x1): Interpolated grid: dx=1.500 mm, dy=1.500 mm
Maximum value of SAR (interpolated) = 1.08 W/kg

Zoom Scan (5x5x7)/Cube 0: Measurement grid: dx=8mm, dy=8mm, dz=5mm
Reference Value = 7.768 V/m; Power Drift = 0.07 dB
Peak SAR (extrapolated) = 2.63 W/kg
SAR(1 g) = 0.994 W/kg; SAR(10 g) = 0.466 W/kg
Maximum value of SAR (measured) = 2.22 W/kg

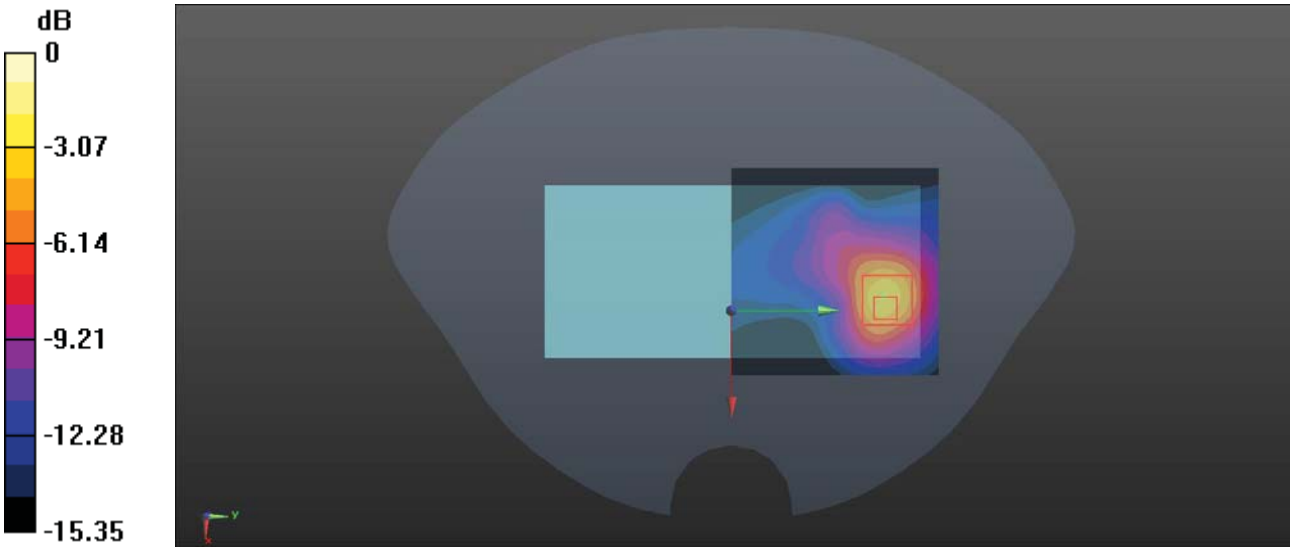

0 dB = 2.22 W/kg = 3.46 dBW/kg

Test Plot 113#: LTE Band 4_50%RB_Mid_Handheld Back

DUT: POS Terminal; Type: N700; Serial: CR22010044-SA-S1

Communication System: Generic FDD-LTE; Frequency: 1732.5 MHz;Duty Cycle: 1:1
Medium parameters used: f = 1732.5 MHz; σ = 1.345 S/m; ε_r = 40.237; ρ = 1000 kg/m^3
Phantom section: Flat Section

DASY5 Configuration:

- Probe: EX3DV4 - SN7329; ConvF(8.23, 8.23, 8.23) @ 1732.5 MHz; Calibrated: 2021/12/31
- Sensor-Surface: 1.4mm (Mechanical Surface Detection)
- Electronics: DAE4 Sn1354; Calibrated: 2021/9/1
- Phantom: Twin SAM; Type: Twin SAM V5.0; Serial: TP:1412
- Measurement SW: DASY52, Version 52.10 (2); SEMCAD X Version 14.6.12 (7470)

Area Scan (61x61x1): Interpolated grid: dx=1.500 mm, dy=1.500 mm
Maximum value of SAR (interpolated) = 0.852 W/kg

Zoom Scan (5x5x7)/Cube 0: Measurement grid: dx=8mm, dy=8mm, dz=5mm
Reference Value = 6.883 V/m; Power Drift = 0.05 dB
Peak SAR (extrapolated) = 1.86 W/kg
SAR(1 g) = 0.750 W/kg; SAR(10 g) = 0.351 W/kg
Maximum value of SAR (measured) = 1.59 W/kg

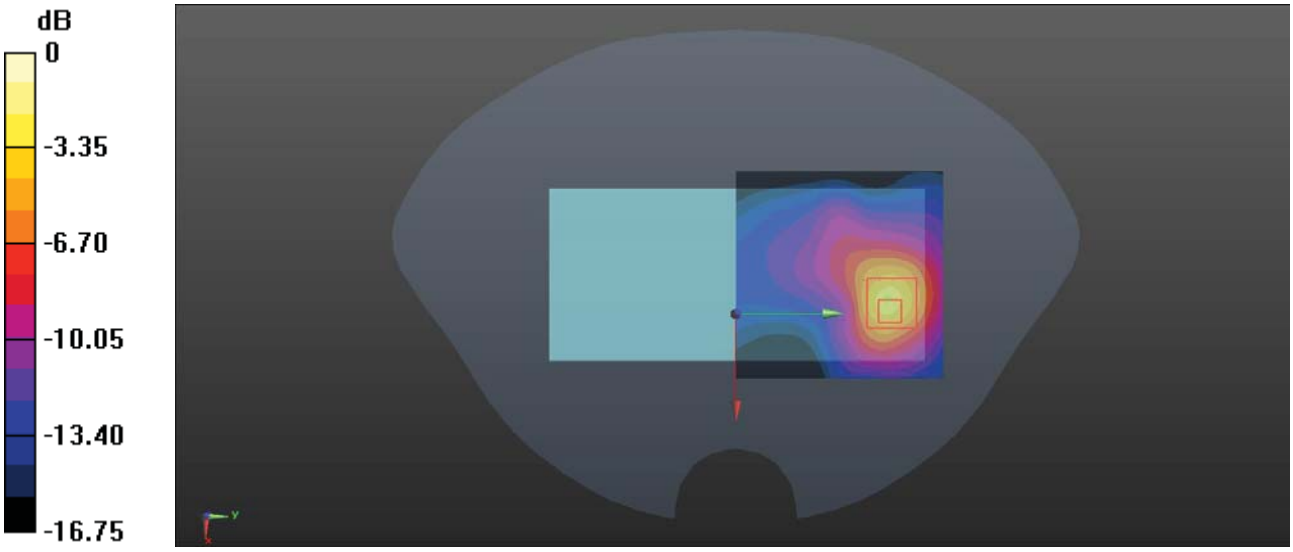

0 dB = 1.59 W/kg = 2.01 dBW/kg

Test Plot 114#: LTE Band 4_1RB_Mid_Handheld Left

DUT: POS Terminal; Type: N700; Serial: CR22010044-SA-S1

Communication System: Generic FDD-LTE; Frequency: 1732.5 MHz;Duty Cycle: 1:1
Medium parameters used: f = 1732.5 MHz; σ = 1.345 S/m; ε_r = 40.237; ρ = 1000 kg/m^3
Phantom section: Flat Section

DASY5 Configuration:

- Probe: EX3DV4 - SN7329; ConvF(8.23, 8.23, 8.23) @ 1732.5 MHz; Calibrated: 2021/12/31
- Sensor-Surface: 1.4mm (Mechanical Surface Detection)
- Electronics: DAE4 Sn1354; Calibrated: 2021/9/1
- Phantom: Twin SAM; Type: Twin SAM V5.0; Serial: TP:1412
- Measurement SW: DASY52, Version 52.10 (2); SEMCAD X Version 14.6.12 (7470)

Area Scan (41x121x1): Interpolated grid: dx=1.500 mm, dy=1.500 mm
Maximum value of SAR (interpolated) = 1.87 W/kg

Zoom Scan (5x5x7)/Cube 0: Measurement grid: dx=8mm, dy=8mm, dz=5mm
Reference Value = 9.431 V/m; Power Drift = -0.01 dB
Peak SAR (extrapolated) = 2.05 W/kg
SAR(1 g) = 0.981 W/kg; SAR(10 g) = 0.471 W/kg
Maximum value of SAR (measured) = 1.65 W/kg

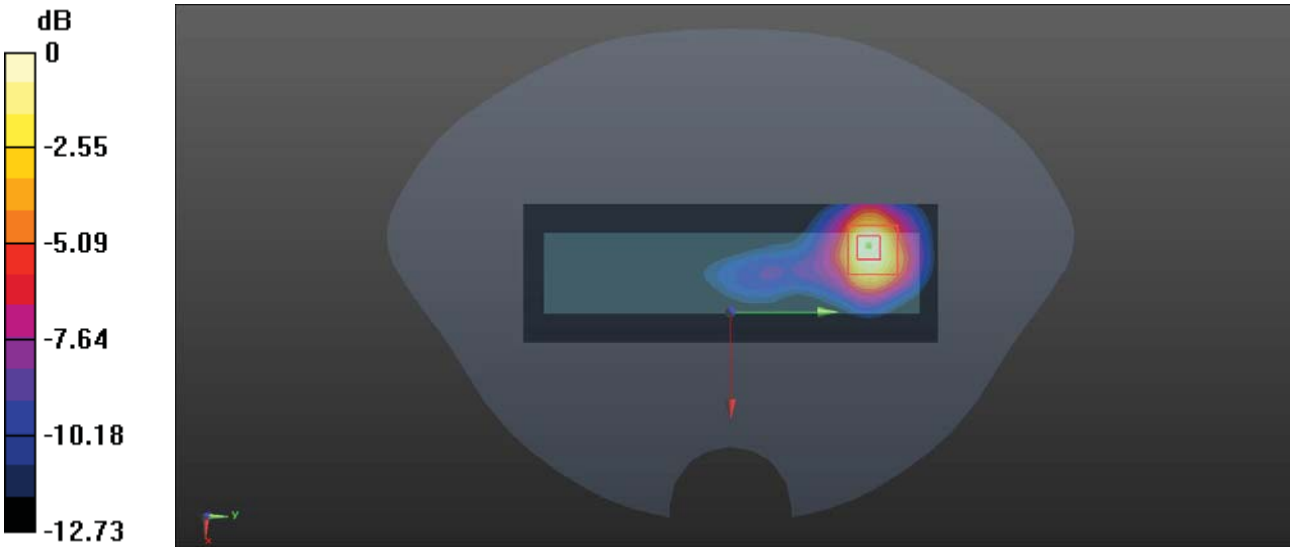

0 dB = 1.65 W/kg = 2.17 dBW/kg

Test Plot 115#: LTE Band 4_50%RB_Mid_Handheld Left

DUT: POS Terminal; Type: N700; Serial: CR22010044-SA-S1

Communication System: Generic FDD-LTE; Frequency: 1732.5 MHz;Duty Cycle: 1:1
Medium parameters used: f = 1732.5 MHz; σ = 1.345 S/m; ε_r = 40.237; ρ = 1000 kg/m^3
Phantom section: Flat Section

DASY5 Configuration:

- Probe: EX3DV4 - SN7329; ConvF(8.23, 8.23, 8.23) @ 1732.5 MHz; Calibrated: 2021/12/31
- Sensor-Surface: 1.4mm (Mechanical Surface Detection)
- Electronics: DAE4 Sn1354; Calibrated: 2021/9/1
- Phantom: Twin SAM; Type: Twin SAM V5.0; Serial: TP:1412
- Measurement SW: DASY52, Version 52.10 (2); SEMCAD X Version 14.6.12 (7470)

Area Scan (41x121x1): Interpolated grid: dx=1.500 mm, dy=1.500 mm
Maximum value of SAR (interpolated) = 1.37 W/kg

Zoom Scan (5x5x7)/Cube 0: Measurement grid: dx=8mm, dy=8mm, dz=5mm
Reference Value = 8.282 V/m; Power Drift = 0.16 dB
Peak SAR (extrapolated) = 1.51 W/kg
SAR(1 g) = 0.727 W/kg; SAR(10 g) = 0.351 W/kg
Maximum value of SAR (measured) = 1.21 W/kg

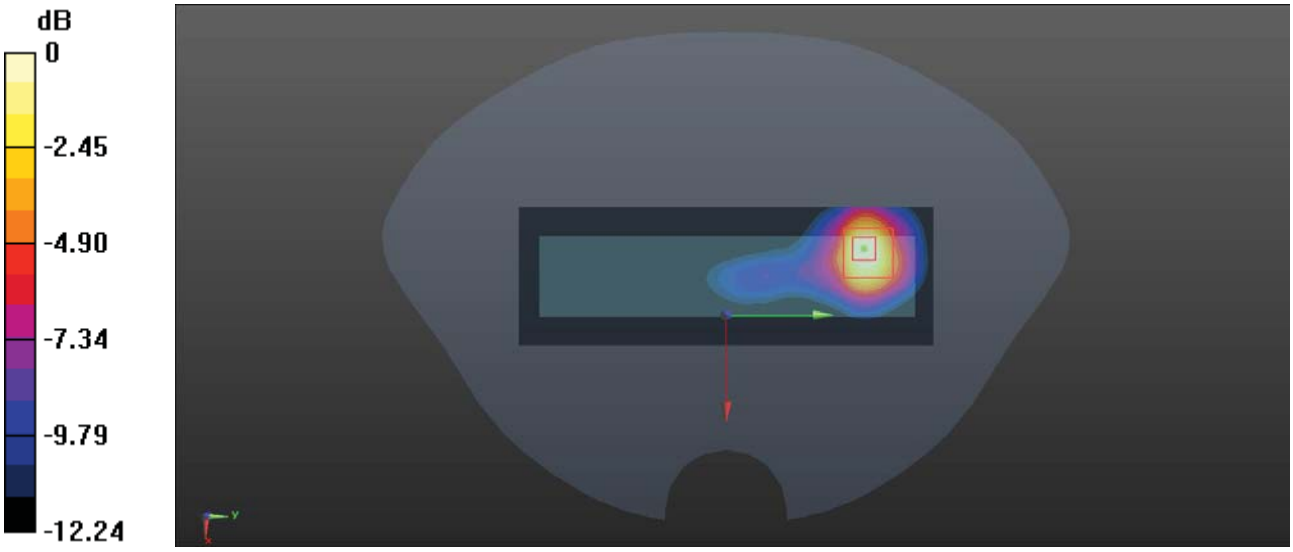

0 dB = 1.21 W/kg = 0.83 dBW/kg

Test Plot 116#: LTE Band 4_1RB_Mid_Handheld Right

DUT: POS Terminal; Type: N700; Serial: CR22010044-SA-S1

Communication System: Generic FDD-LTE; Frequency: 1732.5 MHz;Duty Cycle: 1:1
Medium parameters used: f = 1732.5 MHz; σ = 1.345 S/m; ε_r = 40.237; ρ = 1000 kg/m^3
Phantom section: Flat Section

DASY5 Configuration:

- Probe: EX3DV4 - SN7329; ConvF(8.23, 8.23, 8.23) @ 1732.5 MHz; Calibrated: 2021/12/31
- Sensor-Surface: 1.4mm (Mechanical Surface Detection)
- Electronics: DAE4 Sn1354; Calibrated: 2021/9/1
- Phantom: Twin SAM; Type: Twin SAM V5.0; Serial: TP:1412
- Measurement SW: DASY52, Version 52.10 (2); SEMCAD X Version 14.6.12 (7470)

Area Scan (41x141x1): Interpolated grid: dx=1.500 mm, dy=1.500 mm
Maximum value of SAR (interpolated) = 0.191 W/kg

Zoom Scan (5x5x7)/Cube 0: Measurement grid: dx=8mm, dy=8mm, dz=5mm
Reference Value = 2.807 V/m; Power Drift = 0.10 dB
Peak SAR (extrapolated) = 0.252 W/kg
SAR(1 g) = 0.128 W/kg; SAR(10 g) = 0.067 W/kg
Maximum value of SAR (measured) = 0.200 W/kg

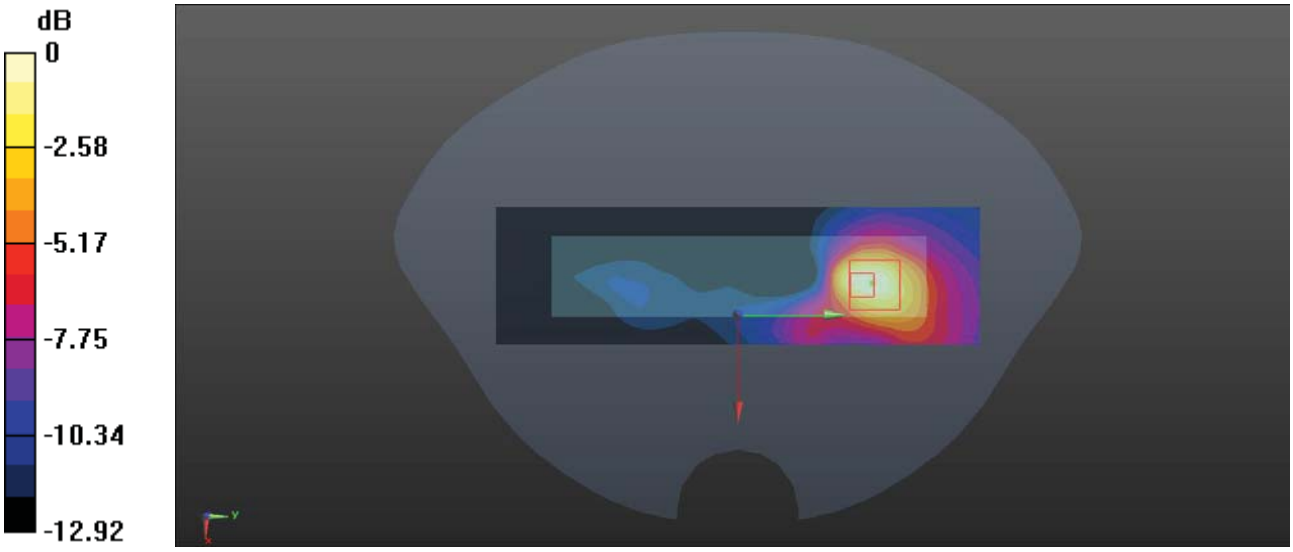

0 dB = 0.200 W/kg = -6.99 dBW/kg

Test Plot 117#: LTE Band 4_50%RB_Mid_Handheld Right

DUT: POS Terminal; Type: N700; Serial: CR22010044-SA-S1

Communication System: Generic FDD-LTE; Frequency: 1732.5 MHz;Duty Cycle: 1:1
Medium parameters used: f = 1732.5 MHz; σ = 1.345 S/m; ε_r = 40.237; ρ = 1000 kg/m^3
Phantom section: Flat Section

DASY5 Configuration:

- Probe: EX3DV4 - SN7329; ConvF(8.23, 8.23, 8.23) @ 1732.5 MHz; Calibrated: 2021/12/31
- Sensor-Surface: 1.4mm (Mechanical Surface Detection)
- Electronics: DAE4 Sn1354; Calibrated: 2021/9/1
- Phantom: Twin SAM; Type: Twin SAM V5.0; Serial: TP:1412
- Measurement SW: DASY52, Version 52.10 (2); SEMCAD X Version 14.6.12 (7470)

Area Scan (41x141x1): Interpolated grid: dx=1.500 mm, dy=1.500 mm
Maximum value of SAR (interpolated) = 0.145 W/kg

Zoom Scan (5x5x7)/Cube 0: Measurement grid: dx=8mm, dy=8mm, dz=5mm
Reference Value = 2.860 V/m; Power Drift = -0.18 dB
Peak SAR (extrapolated) = 0.194 W/kg
SAR(1 g) = 0.092 W/kg; SAR(10 g) = 0.047 W/kg
Maximum value of SAR (measured) = 0.143 W/kg

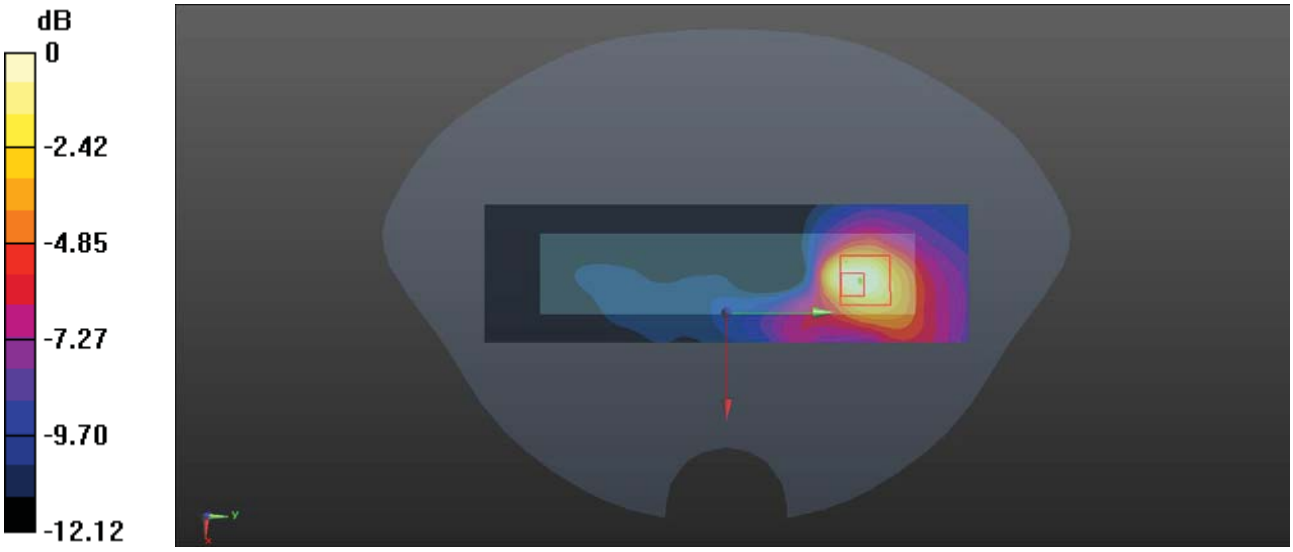

0 dB = 0.143 W/kg = -8.45 dBW/kg

Test Plot 118#: LTE Band 4_1RB_Mid_Handheld Top

DUT: POS Terminal; Type: N700; Serial: CR22010044-SA-S1

Communication System: Generic FDD-LTE; Frequency: 1732.5 MHz;Duty Cycle: 1:1
Medium parameters used: f = 1732.5 MHz; σ = 1.345 S/m; ε_r = 40.237; ρ = 1000 kg/m^3
Phantom section: Flat Section

DASY5 Configuration:

- Probe: EX3DV4 - SN7329; ConvF(8.23, 8.23, 8.23) @ 1732.5 MHz; Calibrated: 2021/12/31
- Sensor-Surface: 1.4mm (Mechanical Surface Detection)
- Electronics: DAE4 Sn1354; Calibrated: 2021/9/1
- Phantom: Twin SAM; Type: Twin SAM V5.0; Serial: TP:1412
- Measurement SW: DASY52, Version 52.10 (2); SEMCAD X Version 14.6.12 (7470)

Area Scan (41x61x1): Interpolated grid: dx=1.500 mm, dy=1.500 mm
Maximum value of SAR (interpolated) = 2.03 W/kg

Zoom Scan (5x5x7)/Cube 0: Measurement grid: dx=8mm, dy=8mm, dz=5mm
Reference Value = 28.50 V/m; Power Drift = -0.07 dB
Peak SAR (extrapolated) = 2.10 W/kg
SAR(1 g) = 1.28 W/kg; SAR(10 g) = 0.736 W/kg
Maximum value of SAR (measured) = 1.76 W/kg



0 dB = 1.76 W/kg = 2.46 dBW/kg

Test Plot 119#: LTE Band 4_50%RB_Mid_Handheld Top

DUT: POS Terminal; Type: N700; Serial: CR22010044-SA-S1

Communication System: Generic FDD-LTE; Frequency: 1732.5 MHz;Duty Cycle: 1:1
Medium parameters used: f = 1732.5 MHz; σ = 1.345 S/m; ε_r = 40.237; ρ = 1000 kg/m^3
Phantom section: Flat Section

DASY5 Configuration:

- Probe: EX3DV4 - SN7329; ConvF(8.23, 8.23, 8.23) @ 1732.5 MHz; Calibrated: 2021/12/31
- Sensor-Surface: 1.4mm (Mechanical Surface Detection)
- Electronics: DAE4 Sn1354; Calibrated: 2021/9/1
- Phantom: Twin SAM; Type: Twin SAM V5.0; Serial: TP:1412
- Measurement SW: DASY52, Version 52.10 (2); SEMCAD X Version 14.6.12 (7470)

Area Scan (41x61x1): Interpolated grid: dx=1.500 mm, dy=1.500 mm
Maximum value of SAR (interpolated) = 1.51 W/kg

Zoom Scan (5x5x7)/Cube 0: Measurement grid: dx=8mm, dy=8mm, dz=5mm
Reference Value = 24.44 V/m; Power Drift = -0.09 dB
Peak SAR (extrapolated) = 1.53 W/kg
SAR(1 g) = 0.927 W/kg; SAR(10 g) = 0.530 W/kg
Maximum value of SAR (measured) = 1.31 W/kg

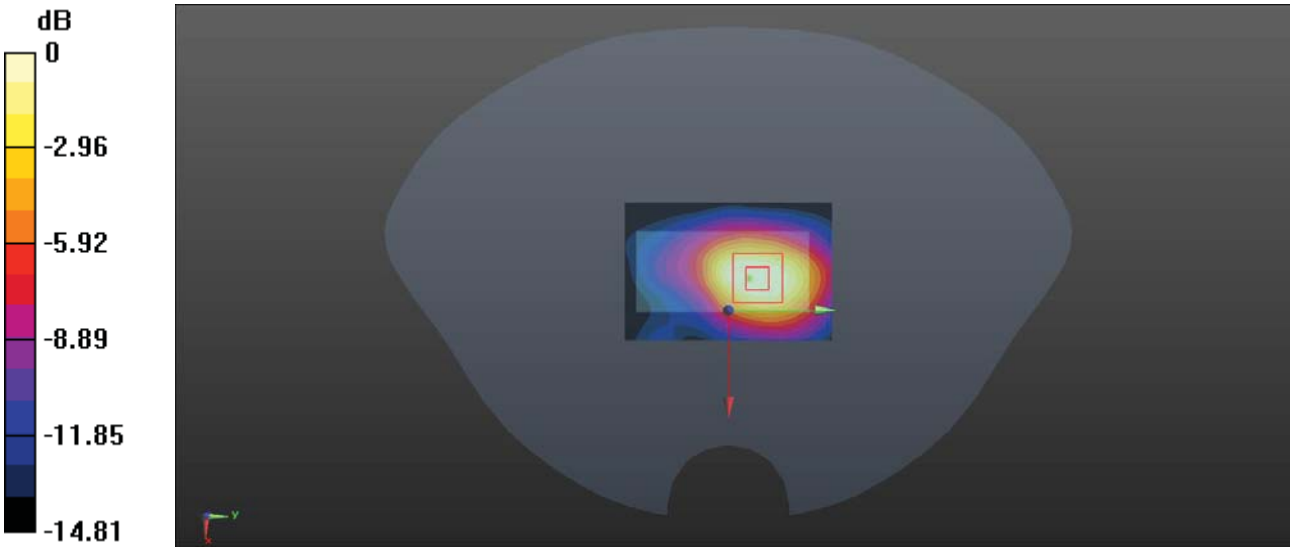

0 dB = 1.31 W/kg = 1.17 dBW/kg

Test Plot 120#: LTE Band 7_1RB_Mid_Handheld Back

DUT: POS Terminal; Type: N700; Serial: CR22010044-SA-S1

Communication System: Generic FDD-LTE; Frequency: 2535 MHz;Duty Cycle: 1:1
Medium parameters used: f = 2535 MHz; σ = 1.905 S/m; ε_r = 38.976; ρ = 1000 kg/m^3
Phantom section: Flat Section

DASY5 Configuration:

- Probe: EX3DV4 - SN7329; ConvF(7.42, 7.42, 7.42) @ 2535 MHz; Calibrated: 2021/12/31
- Sensor-Surface: 1.4mm (Mechanical Surface Detection)
- Electronics: DAE4 Sn1354; Calibrated: 2021/9/1
- Phantom: Twin SAM; Type: Twin SAM V5.0; Serial: TP:1412
- Measurement SW: DASY52, Version 52.10 (2); SEMCAD X Version 14.6.12 (7470)

Area Scan (81x81x1): Interpolated grid: dx=1.200 mm, dy=1.200 mm
Maximum value of SAR (interpolated) = 0.755 W/kg

Zoom Scan (5x5x7)/Cube 0: Measurement grid: dx=8mm, dy=8mm, dz=5mm
Reference Value = 4.219 V/m; Power Drift = 0.03 dB
Peak SAR (extrapolated) = 1.00 W/kg
SAR(1 g) = 0.483 W/kg; SAR(10 g) = 0.241 W/kg
Maximum value of SAR (measured) = 0.776 W/kg

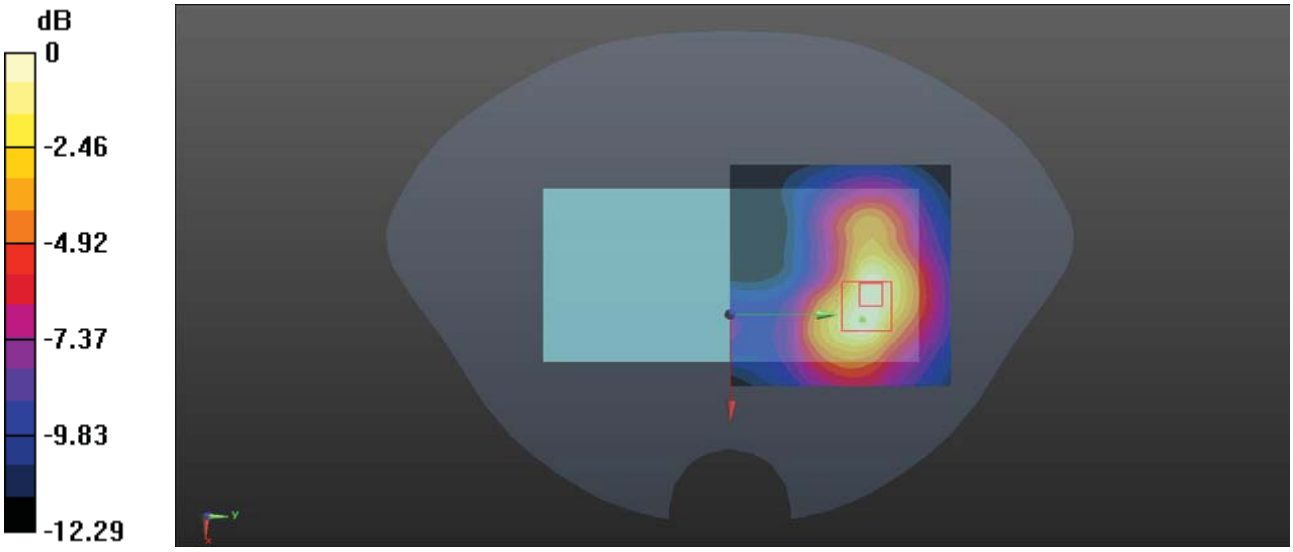

0 dB = 0.776 W/kg = -1.10 dBW/kg

Test Plot 121#: LTE Band 7_50%RB_Mid_Handheld Back

DUT: POS Terminal; Type: N700; Serial: CR22010044-SA-S1

Communication System: Generic FDD-LTE; Frequency: 2535 MHz;Duty Cycle: 1:1
Medium parameters used: f = 2535 MHz; σ = 1.905 S/m; ε_r = 38.976; ρ = 1000 kg/m^3
Phantom section: Flat Section

DASY5 Configuration:

- Probe: EX3DV4 - SN7329; ConvF(7.42, 7.42, 7.42) @ 2535 MHz; Calibrated: 2021/12/31
- Sensor-Surface: 1.4mm (Mechanical Surface Detection)
- Electronics: DAE4 Sn1354; Calibrated: 2021/9/1
- Phantom: Twin SAM; Type: Twin SAM V5.0; Serial: TP:1412
- Measurement SW: DASY52, Version 52.10 (2); SEMCAD X Version 14.6.12 (7470)

Area Scan (81x81x1): Interpolated grid: dx=1.200 mm, dy=1.200 mm
Maximum value of SAR (interpolated) = 0.601 W/kg

Zoom Scan (5x5x7)/Cube 0: Measurement grid: dx=8mm, dy=8mm, dz=5mm
Reference Value = 3.783 V/m; Power Drift = 0.12 dB
Peak SAR (extrapolated) = 0.761 W/kg
SAR(1 g) = 0.382 W/kg; SAR(10 g) = 0.193 W/kg
Maximum value of SAR (measured) = 0.632 W/kg

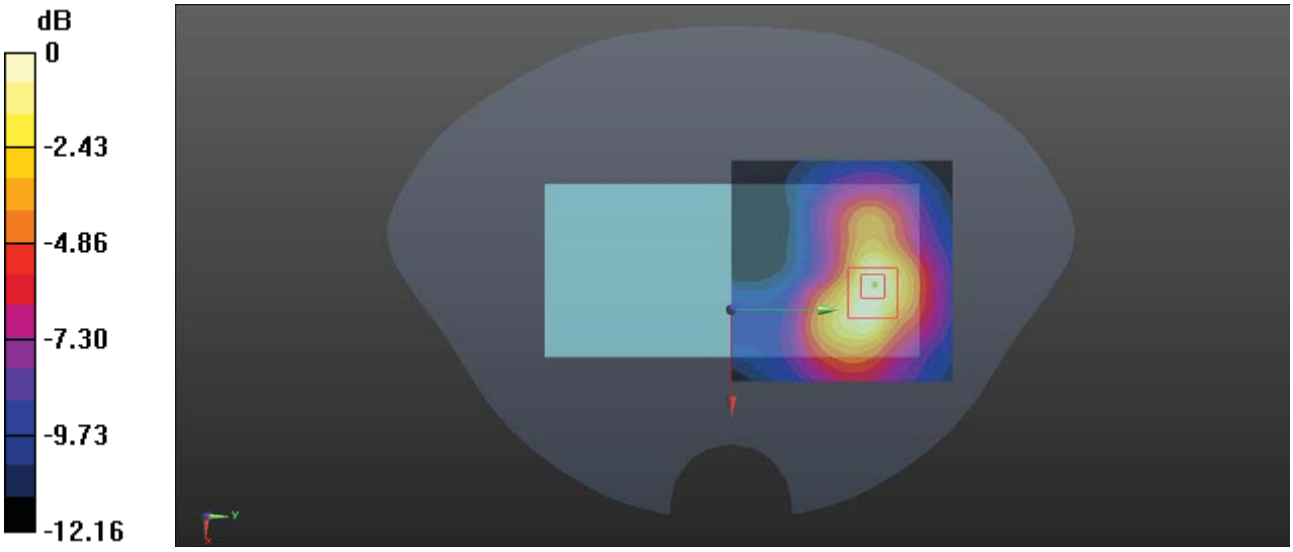

0 dB = 0.632 W/kg = -1.99 dBW/kg

Test Plot 122#: LTE Band 7_1RB_Mid_Handheld Left

DUT: POS Terminal; Type: N700; Serial: CR22010044-SA-S1

Communication System: Generic FDD-LTE; Frequency: 2535 MHz;Duty Cycle: 1:1
Medium parameters used: f = 2535 MHz; σ = 1.905 S/m; ε_r = 38.976; ρ = 1000 kg/m^3
Phantom section: Flat Section

DASY5 Configuration:

- Probe: EX3DV4 - SN7329; ConvF(7.42, 7.42, 7.42) @ 2535 MHz; Calibrated: 2021/12/31
- Sensor-Surface: 1.4mm (Mechanical Surface Detection)
- Electronics: DAE4 Sn1354; Calibrated: 2021/9/1
- Phantom: Twin SAM; Type: Twin SAM V5.0; Serial: TP:1412
- Measurement SW: DASY52, Version 52.10 (2); SEMCAD X Version 14.6.12 (7470)

Area Scan (71x171x1): Interpolated grid: dx=1.200 mm, dy=1.200 mm
Maximum value of SAR (interpolated) = 3.26 W/kg

Zoom Scan (5x5x7)/Cube 0: Measurement grid: dx=8mm, dy=8mm, dz=5mm
Reference Value = 9.442 V/m; Power Drift = 0.10 dB
Peak SAR (extrapolated) = 4.31 W/kg
SAR(1 g) = 1.77 W/kg; SAR(10 g) = 0.708 W/kg
Maximum value of SAR (measured) = 3.41 W/kg

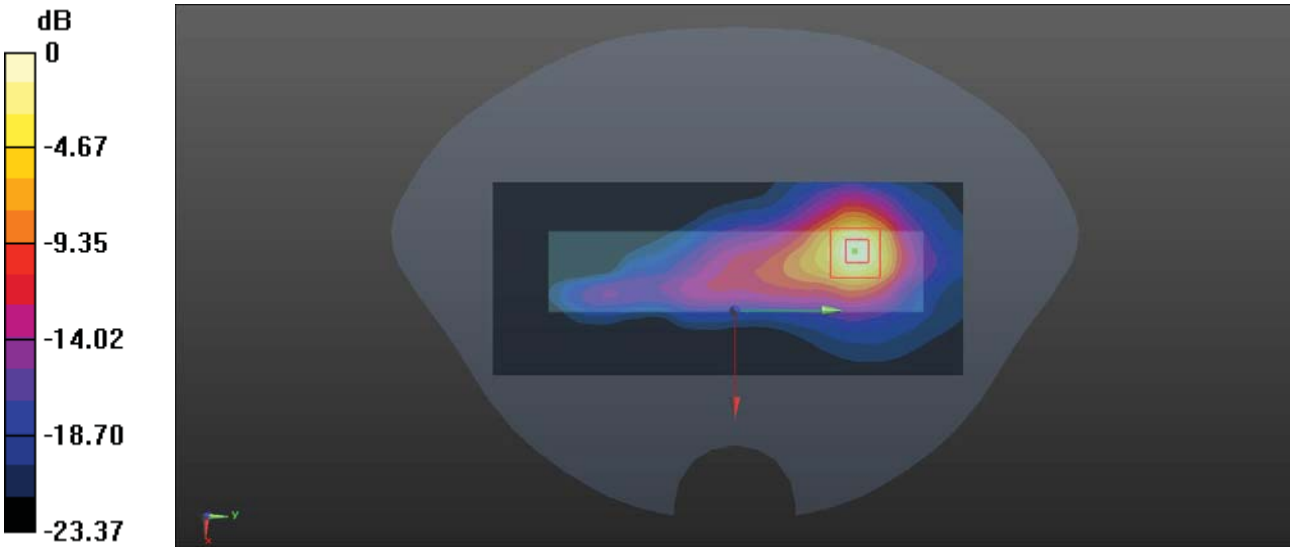

0 dB = 3.41 W/kg = 5.33 dBW/kg

Test Plot 123#: LTE Band 7_50%RB_Mid_Handheld Left

DUT: POS Terminal; Type: N700; Serial: CR22010044-SA-S1

Communication System: Generic FDD-LTE; Frequency: 2535 MHz;Duty Cycle: 1:1
Medium parameters used: f = 2535 MHz; σ = 1.905 S/m; ε_r = 38.976; ρ = 1000 kg/m^3
Phantom section: Flat Section

DASY5 Configuration:

- Probe: EX3DV4 - SN7329; ConvF(7.42, 7.42, 7.42) @ 2535 MHz; Calibrated: 2021/12/31
- Sensor-Surface: 1.4mm (Mechanical Surface Detection)
- Electronics: DAE4 Sn1354; Calibrated: 2021/9/1
- Phantom: Twin SAM; Type: Twin SAM V5.0; Serial: TP:1412
- Measurement SW: DASY52, Version 52.10 (2); SEMCAD X Version 14.6.12 (7470)

Area Scan (71x171x1): Interpolated grid: dx=1.200 mm, dy=1.200 mm
Maximum value of SAR (interpolated) = 2.73 W/kg

Zoom Scan (5x5x7)/Cube 0: Measurement grid: dx=8mm, dy=8mm, dz=5mm
Reference Value = 8.807 V/m; Power Drift = -0.05 dB
Peak SAR (extrapolated) = 3.56 W/kg
SAR(1 g) = 1.45 W/kg; SAR(10 g) = 0.579 W/kg
Maximum value of SAR (measured) = 2.80 W/kg

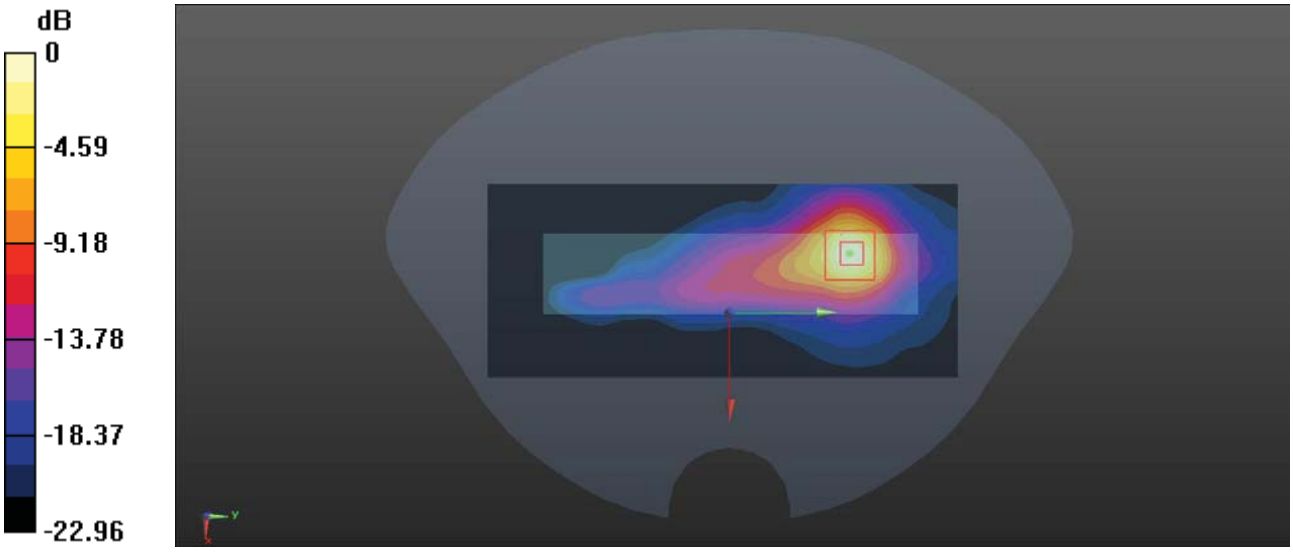

0 dB = 2.80 W/kg = 4.47 dBW/kg

Test Plot 124#: LTE Band 7_1RB_Mid_Handheld Right

DUT: POS Terminal; Type: N700; Serial: CR22010044-SA-S1

Communication System: Generic FDD-LTE; Frequency: 2535 MHz;Duty Cycle: 1:1
Medium parameters used: f = 2535 MHz; σ = 1.905 S/m; ε_r = 38.976; ρ = 1000 kg/m^3
Phantom section: Flat Section

DASY5 Configuration:

- Probe: EX3DV4 - SN7329; ConvF(7.42, 7.42, 7.42) @ 2535 MHz; Calibrated: 2021/12/31
- Sensor-Surface: 1.4mm (Mechanical Surface Detection)
- Electronics: DAE4 Sn1354; Calibrated: 2021/9/1
- Phantom: Twin SAM; Type: Twin SAM V5.0; Serial: TP:1412
- Measurement SW: DASY52, Version 52.10 (2); SEMCAD X Version 14.6.12 (7470)

Area Scan (71x171x1): Interpolated grid: dx=1.200 mm, dy=1.200 mm
Maximum value of SAR (interpolated) = 0.323 W/kg

Zoom Scan (5x5x7)/Cube 0: Measurement grid: dx=8mm, dy=8mm, dz=5mm
Reference Value = 4.800 V/m; Power Drift = 0.04 dB
Peak SAR (extrapolated) = 0.406 W/kg
SAR(1 g) = 0.211 W/kg; SAR(10 g) = 0.118 W/kg
Maximum value of SAR (measured) = 0.332 W/kg

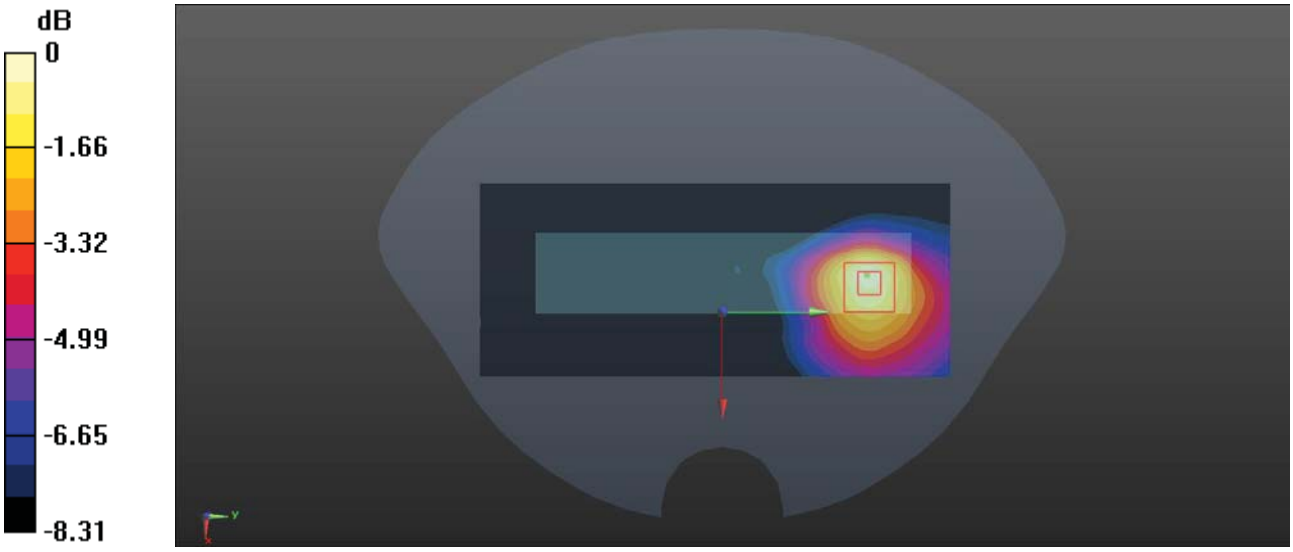

0 dB = 0.332 W/kg = -4.79 dBW/kg

Test Plot 125#: LTE Band 7_50%RB_Mid_Handheld Right

DUT: POS Terminal; Type: N700; Serial: CR22010044-SA-S1

Communication System: Generic FDD-LTE; Frequency: 2535 MHz;Duty Cycle: 1:1
Medium parameters used: f = 2535 MHz; σ = 1.905 S/m; ε_r = 38.976; ρ = 1000 kg/m^3
Phantom section: Flat Section

DASY5 Configuration:

- Probe: EX3DV4 - SN7329; ConvF(7.42, 7.42, 7.42) @ 2535 MHz; Calibrated: 2021/12/31
- Sensor-Surface: 1.4mm (Mechanical Surface Detection)
- Electronics: DAE4 Sn1354; Calibrated: 2021/9/1
- Phantom: Twin SAM; Type: Twin SAM V5.0; Serial: TP:1412
- Measurement SW: DASY52, Version 52.10 (2); SEMCAD X Version 14.6.12 (7470)

Area Scan (61x151x1): Interpolated grid: dx=1.200 mm, dy=1.200 mm
Maximum value of SAR (interpolated) = 0.289 W/kg

Zoom Scan (5x5x7)/Cube 0: Measurement grid: dx=8mm, dy=8mm, dz=5mm
Reference Value = 4.110 V/m; Power Drift = 0.02 dB
Peak SAR (extrapolated) = 0.325 W/kg
SAR(1 g) = 0.174 W/kg; SAR(10 g) = 0.099 W/kg
Maximum value of SAR (measured) = 0.272 W/kg

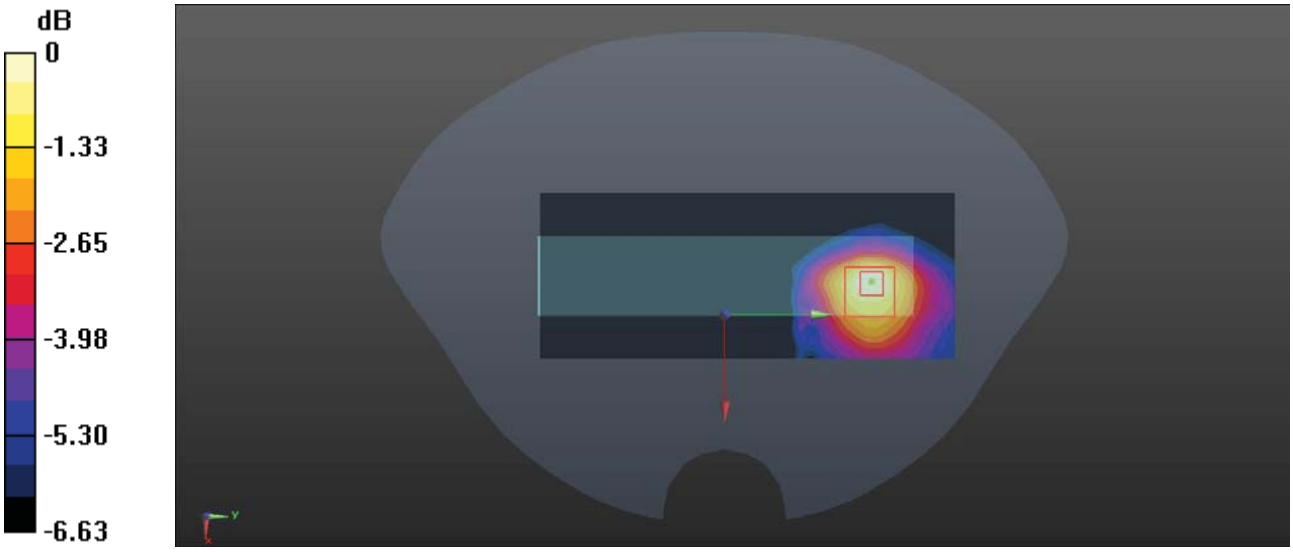

0 dB = 0.272 W/kg = -5.65 dBW/kg

Test Plot 126#: LTE Band 7_1RB_Mid_Handheld Top

DUT: POS Terminal; Type: N700; Serial: CR22010044-SA-S1

Communication System: Generic FDD-LTE; Frequency: 2535 MHz;Duty Cycle: 1:1
Medium parameters used: f = 2535 MHz; σ = 1.905 S/m; ε_r = 38.976; ρ = 1000 kg/m^3
Phantom section: Flat Section

DASY5 Configuration:

- Probe: EX3DV4 - SN7329; ConvF(7.42, 7.42, 7.42) @ 2535 MHz; Calibrated: 2021/12/31
- Sensor-Surface: 1.4mm (Mechanical Surface Detection)
- Electronics: DAE4 Sn1354; Calibrated: 2021/9/1
- Phantom: Twin SAM; Type: Twin SAM V5.0; Serial: TP:1412
- Measurement SW: DASY52, Version 52.10 (2); SEMCAD X Version 14.6.12 (7470)

Area Scan (51x71x1): Interpolated grid: dx=1.200 mm, dy=1.200 mm
Maximum value of SAR (interpolated) = 2.70 W/kg

Zoom Scan (5x5x7)/Cube 0: Measurement grid: dx=8mm, dy=8mm, dz=5mm
Reference Value = 20.29 V/m; Power Drift = 0.18 dB
Peak SAR (extrapolated) = 3.37 W/kg
SAR(1 g) = 1.66 W/kg; SAR(10 g) = 0.832 W/kg
Maximum value of SAR (measured) = 2.61 W/kg

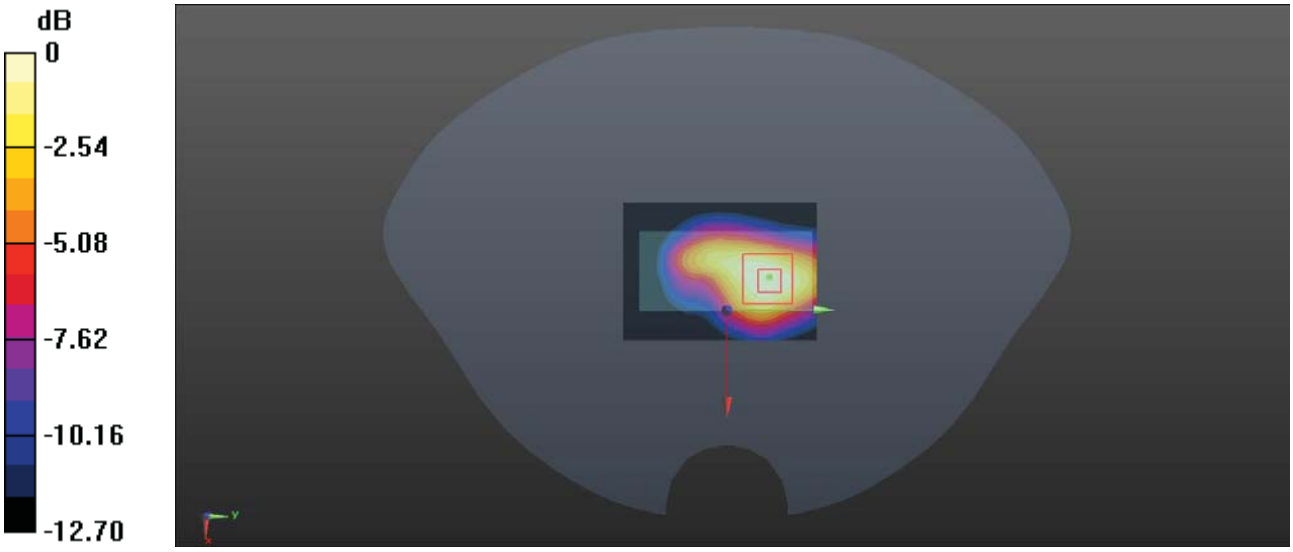

0 dB = 2.61 W/kg = 4.17 dBW/kg

Test Plot 127#: LTE Band 7_50%RB_Mid_Handheld Top

DUT: POS Terminal; Type: N700; Serial: CR22010044-SA-S1

Communication System: Generic FDD-LTE; Frequency: 2535 MHz;Duty Cycle: 1:1
Medium parameters used: f = 2535 MHz; σ = 1.905 S/m; ε_r = 38.976; ρ = 1000 kg/m^3
Phantom section: Flat Section

DASY5 Configuration:

- Probe: EX3DV4 - SN7329; ConvF(7.42, 7.42, 7.42) @ 2535 MHz; Calibrated: 2021/12/31
- Sensor-Surface: 1.4mm (Mechanical Surface Detection)
- Electronics: DAE4 Sn1354; Calibrated: 2021/9/1
- Phantom: Twin SAM; Type: Twin SAM V5.0; Serial: TP:1412
- Measurement SW: DASY52, Version 52.10 (2); SEMCAD X Version 14.6.12 (7470)

Area Scan (51x71x1): Interpolated grid: dx=1.200 mm, dy=1.200 mm
Maximum value of SAR (interpolated) = 2.18 W/kg

Zoom Scan (5x5x7)/Cube 0: Measurement grid: dx=8mm, dy=8mm, dz=5mm
Reference Value = 18.50 V/m; Power Drift = -0.17 dB
Peak SAR (extrapolated) = 2.66 W/kg
SAR(1 g) = 1.31 W/kg; SAR(10 g) = 0.660 W/kg
Maximum value of SAR (measured) = 2.01 W/kg

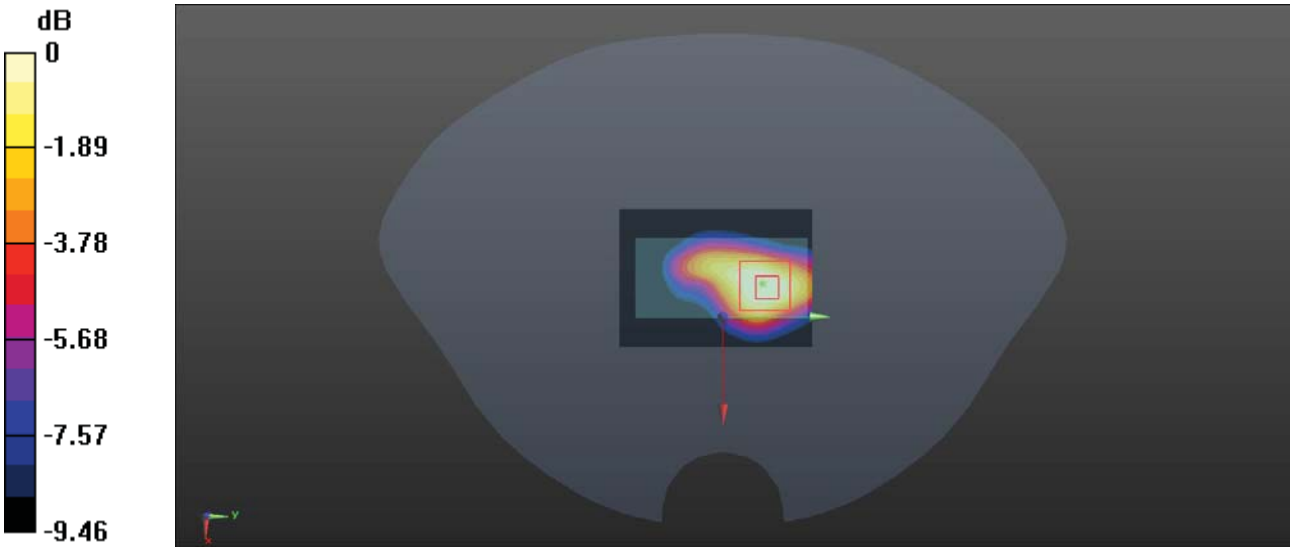

0 dB = 2.01 W/kg = 3.03 dBW/kg

Test Plot 128#: LTE Band 12_1RB_Mid_Handheld Back

DUT: POS Terminal; Type: N700; Serial: CR22010044-SA-S1

Communication System: Generic FDD-LTE; Frequency: 707.5 MHz;Duty Cycle: 1:1
Medium parameters used: f = 707.5 MHz; σ = 0.859 S/m; ε_r = 42.214; ρ = 1000 kg/m^3
Phantom section: Flat Section

DASY5 Configuration:

- Probe: EX3DV4 - SN7329; ConvF(10.06, 10.06, 10.06) @ 707.5 MHz; Calibrated: 2021/12/31
- Sensor-Surface: 1.4mm (Mechanical Surface Detection)
- Electronics: DAE4 Sn1354; Calibrated: 2021/9/1
- Phantom: Twin SAM; Type: Twin SAM V5.0; Serial: TP:1412
- Measurement SW: DASY52, Version 52.10 (2); SEMCAD X Version 14.6.12 (7470)

Area Scan (81x81x1): Interpolated grid: dx=1.500 mm, dy=1.500 mm
Maximum value of SAR (interpolated) = 0.0411 W/kg

Zoom Scan (5x5x7)/Cube 0: Measurement grid: dx=8mm, dy=8mm, dz=5mm
Reference Value = 4.760 V/m; Power Drift = -0.06 dB
Peak SAR (extrapolated) = 0.0560 W/kg
SAR(1 g) = 0.027 W/kg; SAR(10 g) = 0.016 W/kg
Maximum value of SAR (measured) = 0.0439 W/kg

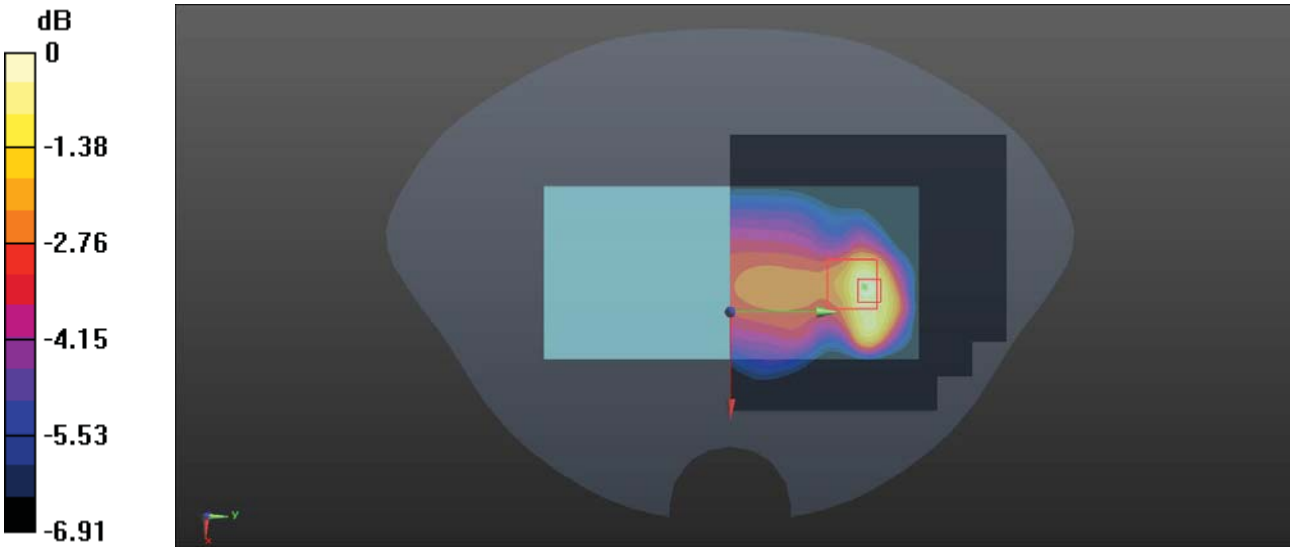

0 dB = 0.0439 W/kg = -13.58 dBW/kg

Test Plot 129#: LTE Band 12_50%RB_Mid_Handheld Back

DUT: POS Terminal; Type: N700; Serial: CR22010044-SA-S1

Communication System: Generic FDD-LTE; Frequency: 707.5 MHz;Duty Cycle: 1:1
Medium parameters used: f = 707.5 MHz; σ = 0.859 S/m; ε_r = 42.214; ρ = 1000 kg/m^3
Phantom section: Flat Section

DASY5 Configuration:

- Probe: EX3DV4 - SN7329; ConvF(10.06, 10.06, 10.06) @ 707.5 MHz; Calibrated: 2021/12/31
- Sensor-Surface: 1.4mm (Mechanical Surface Detection)
- Electronics: DAE4 Sn1354; Calibrated: 2021/9/1
- Phantom: Twin SAM; Type: Twin SAM V5.0; Serial: TP:1412
- Measurement SW: DASY52, Version 52.10 (2); SEMCAD X Version 14.6.12 (7470)

Area Scan (61x61x1): Interpolated grid: dx=1.500 mm, dy=1.500 mm
Maximum value of SAR (interpolated) = 0.0393 W/kg

Zoom Scan (5x5x7)/Cube 0: Measurement grid: dx=8mm, dy=8mm, dz=5mm
Reference Value = 4.433 V/m; Power Drift = -0.04 dB
Peak SAR (extrapolated) = 0.0530 W/kg
SAR(1 g) = 0.024 W/kg; SAR(10 g) = 0.014 W/kg
Maximum value of SAR (measured) = 0.0417 W/kg

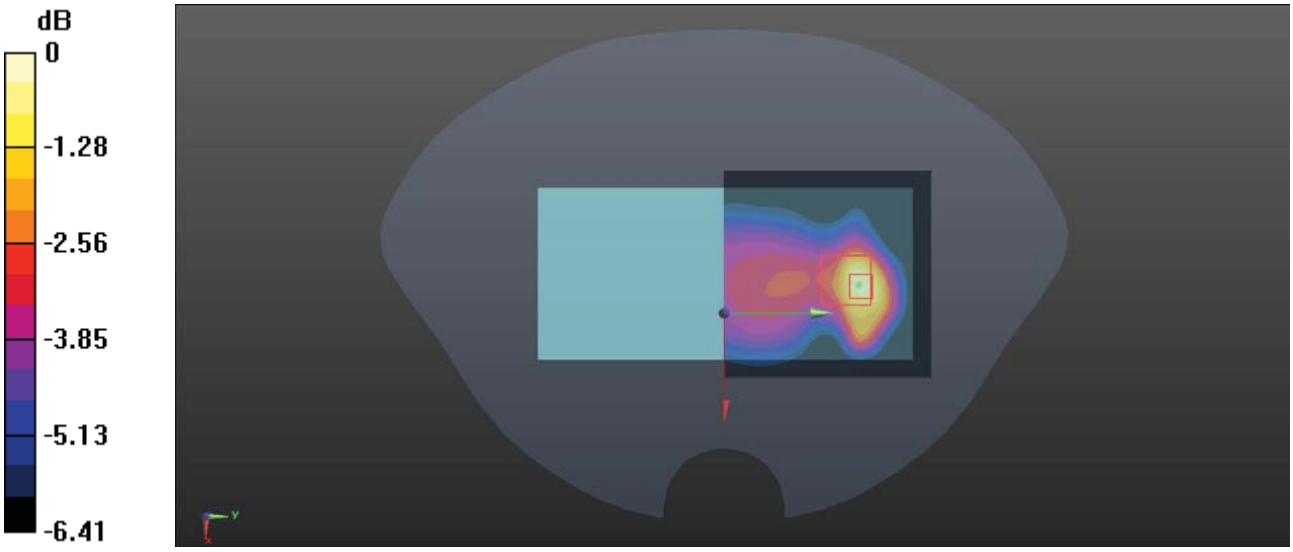

0 dB = 0.0417 W/kg = -13.80 dBW/kg

Test Plot 130#: LTE Band 12_1RB_Mid_Handheld Left

DUT: POS Terminal; Type: N700; Serial: CR22010044-SA-S1

Communication System: Generic FDD-LTE; Frequency: 707.5 MHz;Duty Cycle: 1:1
Medium parameters used: f = 707.5 MHz; σ = 0.859 S/m; ε_r = 42.214; ρ = 1000 kg/m^3
Phantom section: Flat Section

DASY5 Configuration:

- Probe: EX3DV4 - SN7329; ConvF(10.06, 10.06, 10.06) @ 707.5 MHz; Calibrated: 2021/12/31
- Sensor-Surface: 1.4mm (Mechanical Surface Detection)
- Electronics: DAE4 Sn1354; Calibrated: 2021/9/1
- Phantom: Twin SAM; Type: Twin SAM V5.0; Serial: TP:1412
- Measurement SW: DASY52, Version 52.10 (2); SEMCAD X Version 14.6.12 (7470)

Area Scan (51x121x1): Interpolated grid: dx=1.500 mm, dy=1.500 mm
Maximum value of SAR (interpolated) = 0.153 W/kg

Zoom Scan (5x5x7)/Cube 0: Measurement grid: dx=8mm, dy=8mm, dz=5mm
Reference Value = 4.701 V/m; Power Drift = 0.06 dB
Peak SAR (extrapolated) = 0.183 W/kg
SAR(1 g) = 0.061 W/kg; SAR(10 g) = 0.028 W/kg
Maximum value of SAR (measured) = 0.110 W/kg

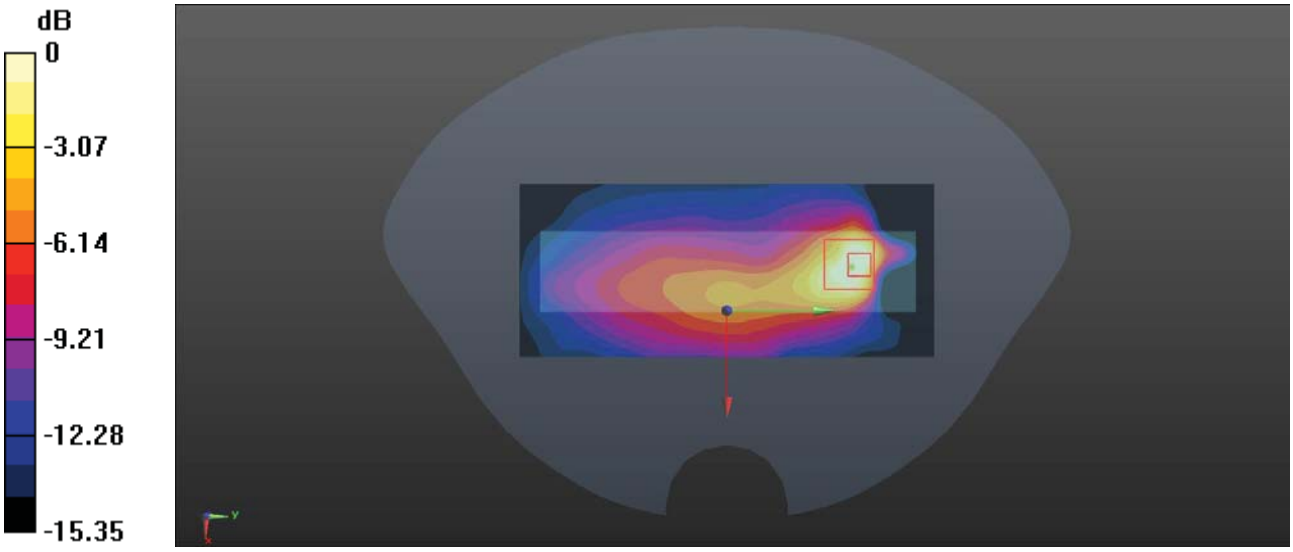

0 dB = 0.110 W/kg = -9.59 dBW/kg

Test Plot 131#: LTE Band 12_50%RB_Mid_Handheld Left

DUT: POS Terminal; Type: N700; Serial: CR22010044-SA-S1

Communication System: Generic FDD-LTE; Frequency: 707.5 MHz;Duty Cycle: 1:1
Medium parameters used: f = 707.5 MHz; σ = 0.859 S/m; ε_r = 42.214; ρ = 1000 kg/m^3
Phantom section: Flat Section

DASY5 Configuration:

- Probe: EX3DV4 - SN7329; ConvF(10.06, 10.06, 10.06) @ 707.5 MHz; Calibrated: 2021/12/31
- Sensor-Surface: 1.4mm (Mechanical Surface Detection)
- Electronics: DAE4 Sn1354; Calibrated: 2021/9/1
- Phantom: Twin SAM; Type: Twin SAM V5.0; Serial: TP:1412
- Measurement SW: DASY52, Version 52.10 (2); SEMCAD X Version 14.6.12 (7470)

Area Scan (51x121x1): Interpolated grid: dx=1.500 mm, dy=1.500 mm
Maximum value of SAR (interpolated) = 0.117 W/kg

Zoom Scan (5x5x7)/Cube 0: Measurement grid: dx=8mm, dy=8mm, dz=5mm
Reference Value = 4.632 V/m; Power Drift = -0.05 dB
Peak SAR (extrapolated) = 0.119 W/kg
SAR(1 g) = 0.056 W/kg; SAR(10 g) = 0.021 W/kg
Maximum value of SAR (measured) = 0.103 W/kg

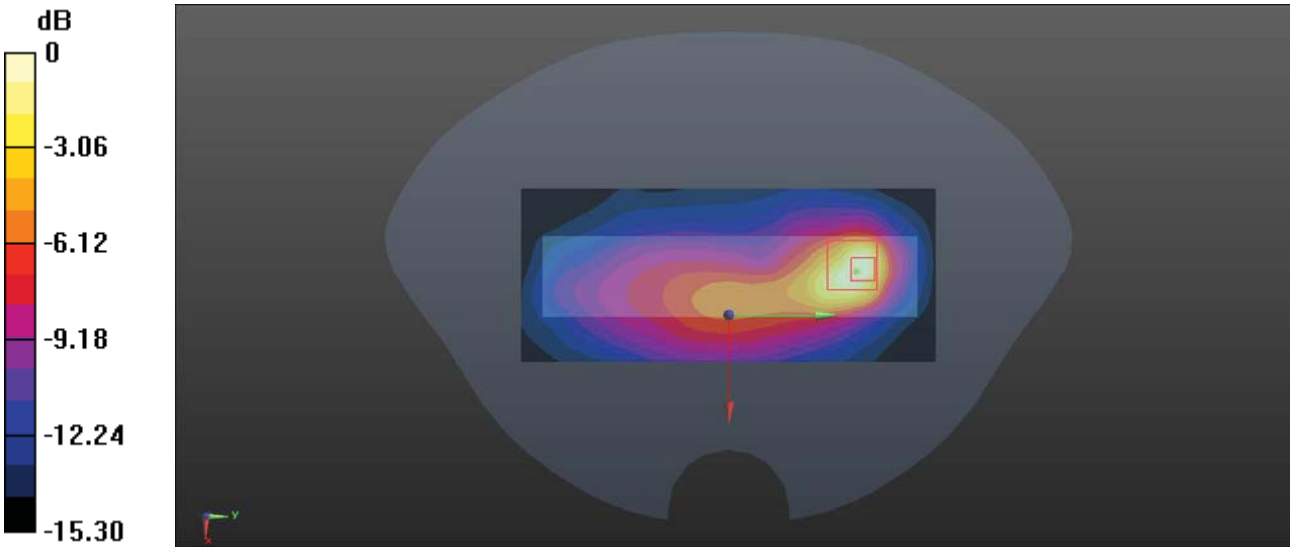

0 dB = 0.103 W/kg = -9.87 dBW/kg

Test Plot 132#: LTE Band 12_1RB_Mid_Handheld Top

DUT: POS Terminal; Type: N700; Serial: CR22010044-SA-S1

Communication System: Generic FDD-LTE; Frequency: 707.5 MHz;Duty Cycle: 1:1
Medium parameters used: f = 707.5 MHz; σ = 0.859 S/m; ε_r = 42.214; ρ = 1000 kg/m^3
Phantom section: Flat Section

DASY5 Configuration:

- Probe: EX3DV4 - SN7329; ConvF(10.06, 10.06, 10.06) @ 707.5 MHz; Calibrated: 2021/12/31
- Sensor-Surface: 1.4mm (Mechanical Surface Detection)
- Electronics: DAE4 Sn1354; Calibrated: 2021/9/1
- Phantom: Twin SAM; Type: Twin SAM V5.0; Serial: TP:1412
- Measurement SW: DASY52, Version 52.10 (2); SEMCAD X Version 14.6.12 (7470)

Area Scan (41x61x1): Interpolated grid: dx=1.500 mm, dy=1.500 mm
Maximum value of SAR (interpolated) = 0.331 W/kg

Zoom Scan (5x5x7)/Cube 0: Measurement grid: dx=8mm, dy=8mm, dz=5mm
Reference Value = 13.81 V/m; Power Drift = -0.17 dB
Peak SAR (extrapolated) = 0.636 W/kg
SAR(1 g) = 0.186 W/kg; SAR(10 g) = 0.081 W/kg
Maximum value of SAR (measured) = 0.426 W/kg

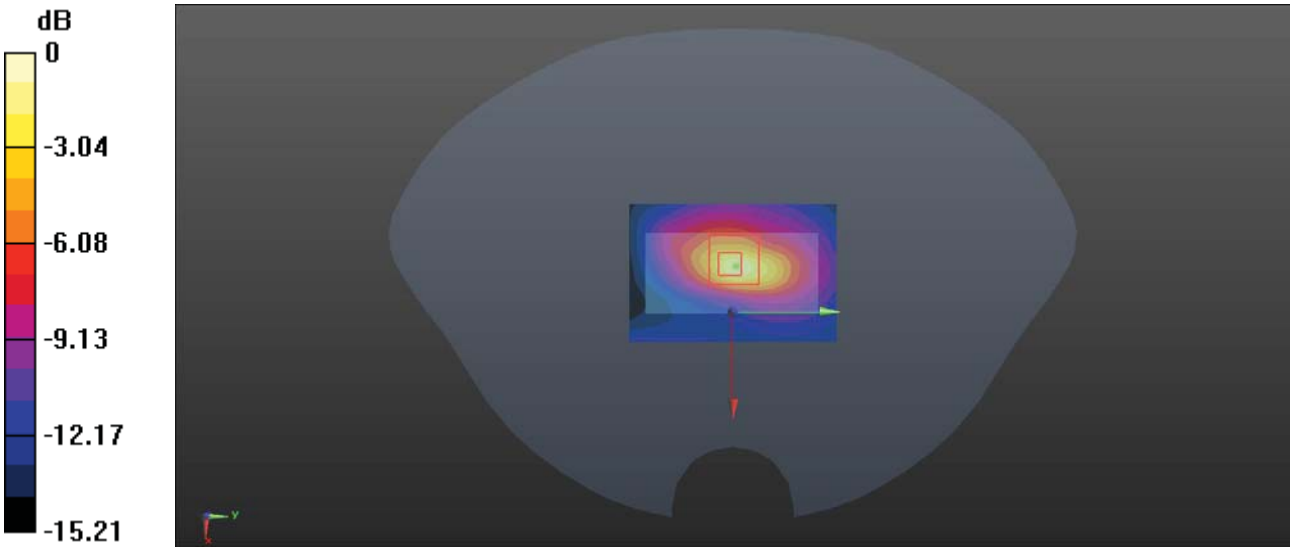

0 dB = 0.426 W/kg = -3.71 dBW/kg

Test Plot 133#: LTE Band 12_50%RB_Mid_Handheld Top

DUT: POS Terminal; Type: N700; Serial: CR22010044-SA-S1

Communication System: Generic FDD-LTE; Frequency: 707.5 MHz;Duty Cycle: 1:1
Medium parameters used: f = 707.5 MHz; σ = 0.859 S/m; ε_r = 42.214; ρ = 1000 kg/m^3
Phantom section: Flat Section

DASY5 Configuration:

- Probe: EX3DV4 - SN7329; ConvF(10.06, 10.06, 10.06) @ 707.5 MHz; Calibrated: 2021/12/31
- Sensor-Surface: 1.4mm (Mechanical Surface Detection)
- Electronics: DAE4 Sn1354; Calibrated: 2021/9/1
- Phantom: Twin SAM; Type: Twin SAM V5.0; Serial: TP:1412
- Measurement SW: DASY52, Version 52.10 (2); SEMCAD X Version 14.6.12 (7470)

Area Scan (41x61x1): Interpolated grid: dx=1.500 mm, dy=1.500 mm
Maximum value of SAR (interpolated) = 0.269 W/kg

Zoom Scan (5x5x7)/Cube 0: Measurement grid: dx=8mm, dy=8mm, dz=5mm
Reference Value = 11.53 V/m; Power Drift = -0.05 dB
Peak SAR (extrapolated) = 0.527 W/kg
SAR(1 g) = 0.150 W/kg; SAR(10 g) = 0.063 W/kg
Maximum value of SAR (measured) = 0.341 W/kg

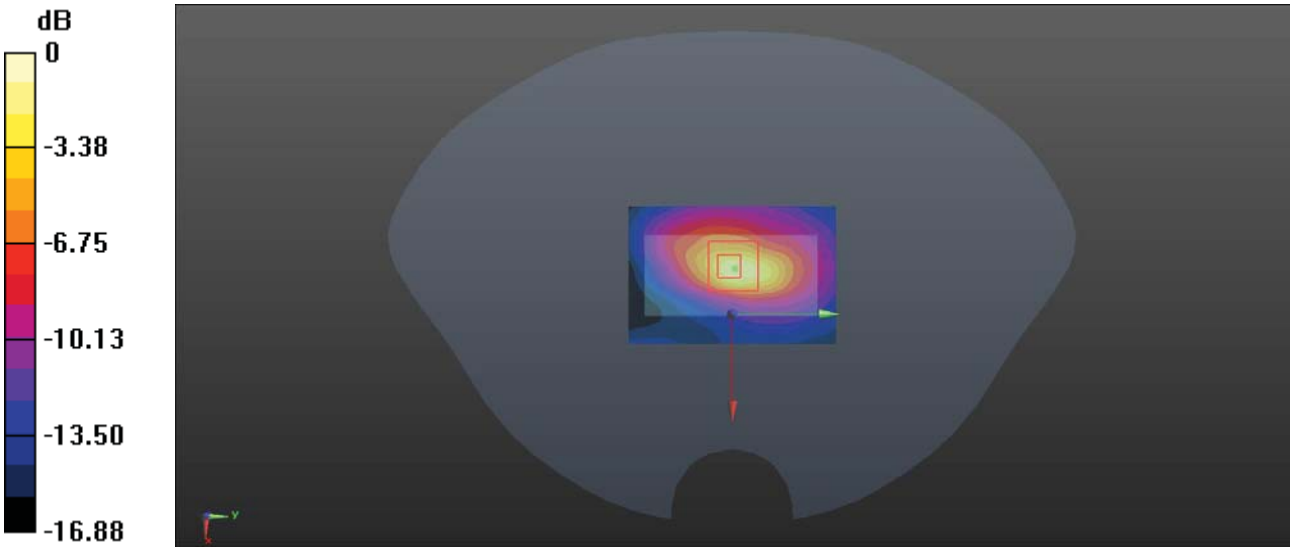

0 dB = 0.341 W/kg = -4.67 dBW/kg

Test Plot 134#: LTE Band 13_1RB_Mid_Handheld Back

DUT: POS Terminal; Type: N700; Serial: CR22010044-SA-S1

Communication System: Generic FDD-LTE; Frequency: 782 MHz;Duty Cycle: 1:1
Medium parameters used: f = 782 MHz; σ = 0.881 S/m; ε_r = 41.839; ρ = 1000 kg/m^3
Phantom section: Flat Section

DASY5 Configuration:

- Probe: EX3DV4 - SN7329; ConvF(10.06, 10.06, 10.06) @ 782 MHz; Calibrated: 2021/12/31
- Sensor-Surface: 1.4mm (Mechanical Surface Detection)
- Electronics: DAE4 Sn1354; Calibrated: 2021/9/1
- Phantom: Twin SAM; Type: Twin SAM V5.0; Serial: TP:1412
- Measurement SW: DASY52, Version 52.10 (2); SEMCAD X Version 14.6.12 (7470)

Area Scan (61x61x1): Interpolated grid: dx=1.500 mm, dy=1.500 mm
Maximum value of SAR (interpolated) = 0.261 W/kg

Zoom Scan (5x5x7)/Cube 0: Measurement grid: dx=8mm, dy=8mm, dz=5mm
Reference Value = 7.877 V/m; Power Drift = -0.19 dB
Peak SAR (extrapolated) = 0.379 W/kg
SAR(1 g) = 0.186 W/kg; SAR(10 g) = 0.098 W/kg
Maximum value of SAR (measured) = 0.284 W/kg

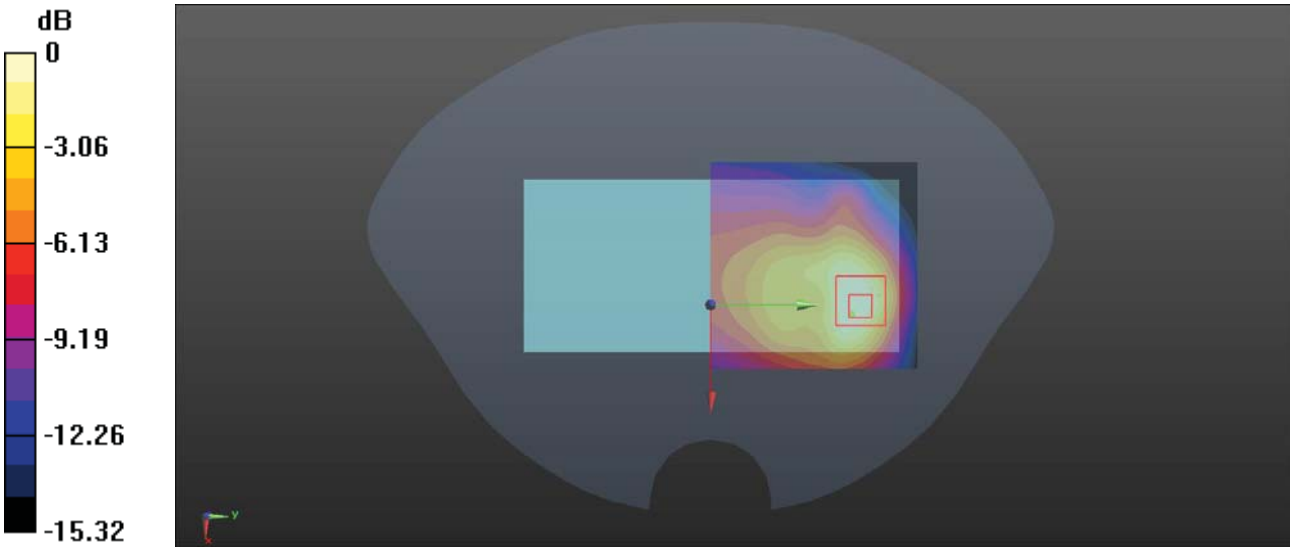

0 dB = 0.284 W/kg = -5.47 dBW/kg

Test Plot 135#: LTE Band 13_50%RB_Mid_Handheld Back

DUT: POS Terminal; Type: N700; Serial: CR22010044-SA-S1

Communication System: Generic FDD-LTE; Frequency: 782 MHz;Duty Cycle: 1:1
Medium parameters used: f = 782 MHz; σ = 0.881 S/m; ε_r = 41.839; ρ = 1000 kg/m^3
Phantom section: Flat Section

DASY5 Configuration:

- Probe: EX3DV4 - SN7329; ConvF(10.06, 10.06, 10.06) @ 782 MHz; Calibrated: 2021/12/31
- Sensor-Surface: 1.4mm (Mechanical Surface Detection)
- Electronics: DAE4 Sn1354; Calibrated: 2021/9/1
- Phantom: Twin SAM; Type: Twin SAM V5.0; Serial: TP:1412
- Measurement SW: DASY52, Version 52.10 (2); SEMCAD X Version 14.6.12 (7470)

Area Scan (61x61x1): Interpolated grid: dx=1.500 mm, dy=1.500 mm
Maximum value of SAR (interpolated) = 0.222 W/kg

Zoom Scan (5x5x7)/Cube 0: Measurement grid: dx=8mm, dy=8mm, dz=5mm
Reference Value = 7.234 V/m; Power Drift = -0.08 dB
Peak SAR (extrapolated) = 0.325 W/kg
SAR(1 g) = 0.159 W/kg; SAR(10 g) = 0.083 W/kg
Maximum value of SAR (measured) = 0.240 W/kg

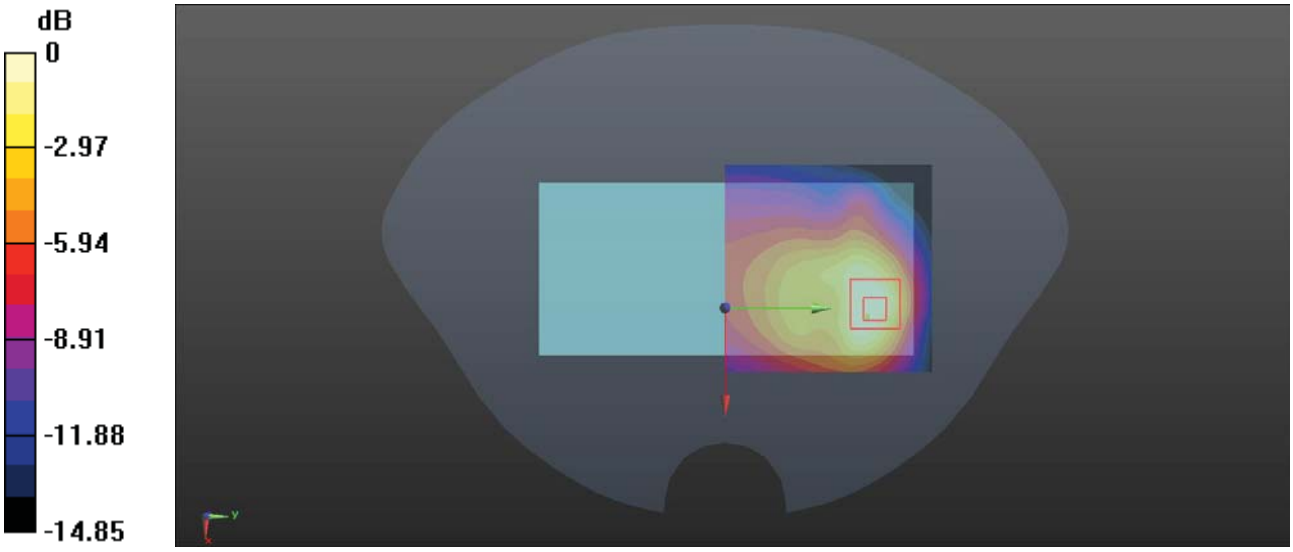

0 dB = 0.240 W/kg = -6.20 dBW/kg

Test Plot 136#: LTE Band 13_1RB_Mid_Handheld Left

DUT: POS Terminal; Type: N700; Serial: CR22010044-SA-S1

Communication System: Generic FDD-LTE; Frequency: 782 MHz;Duty Cycle: 1:1
Medium parameters used: f = 782 MHz; σ = 0.881 S/m; ε_r = 41.839; ρ = 1000 kg/m^3
Phantom section: Flat Section

DASY5 Configuration:

- Probe: EX3DV4 - SN7329; ConvF(10.06, 10.06, 10.06) @ 782 MHz; Calibrated: 2021/12/31
- Sensor-Surface: 1.4mm (Mechanical Surface Detection)
- Electronics: DAE4 Sn1354; Calibrated: 2021/9/1
- Phantom: Twin SAM; Type: Twin SAM V5.0; Serial: TP:1412
- Measurement SW: DASY52, Version 52.10 (2); SEMCAD X Version 14.6.12 (7470)

Area Scan (51x121x1): Interpolated grid: dx=1.500 mm, dy=1.500 mm
Maximum value of SAR (interpolated) = 0.480 W/kg

Zoom Scan (5x5x7)/Cube 0: Measurement grid: dx=8mm, dy=8mm, dz=5mm
Reference Value = 7.390 V/m; Power Drift = -0.01 dB
Peak SAR (extrapolated) = 0.726 W/kg
SAR(1 g) = 0.242 W/kg; SAR(10 g) = 0.102 W/kg
Maximum value of SAR (measured) = 0.538 W/kg

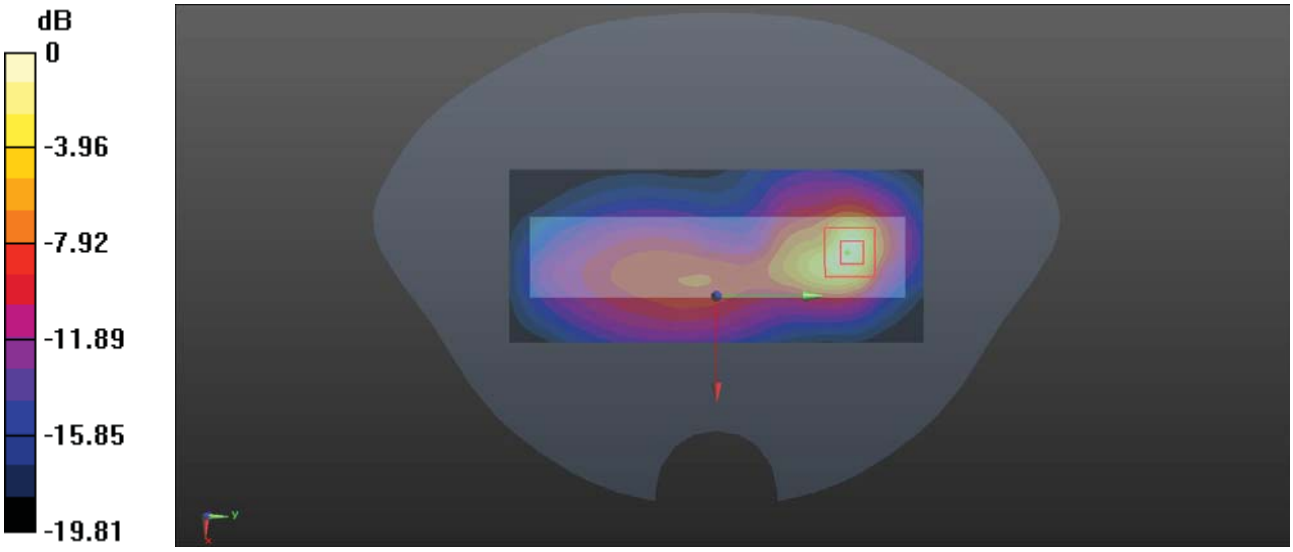

0 dB = 0.538 W/kg = -2.69 dBW/kg

Test Plot 137#: LTE Band 13_50%RB_Mid_Handheld Left

DUT: POS Terminal; Type: N700; Serial: CR22010044-SA-S1

Communication System: Generic FDD-LTE; Frequency: 782 MHz;Duty Cycle: 1:1
Medium parameters used: f = 782 MHz; σ = 0.881 S/m; ε_r = 41.839; ρ = 1000 kg/m^3
Phantom section: Flat Section

DASY5 Configuration:

- Probe: EX3DV4 - SN7329; ConvF(10.06, 10.06, 10.06) @ 782 MHz; Calibrated: 2021/12/31
- Sensor-Surface: 1.4mm (Mechanical Surface Detection)
- Electronics: DAE4 Sn1354; Calibrated: 2021/9/1
- Phantom: Twin SAM; Type: Twin SAM V5.0; Serial: TP:1412
- Measurement SW: DASY52, Version 52.10 (2); SEMCAD X Version 14.6.12 (7470)

Area Scan (51x121x1): Interpolated grid: dx=1.500 mm, dy=1.500 mm
Maximum value of SAR (interpolated) = 0.398 W/kg

Zoom Scan (5x5x7)/Cube 0: Measurement grid: dx=8mm, dy=8mm, dz=5mm
Reference Value = 6.342 V/m; Power Drift = -0.18 dB
Peak SAR (extrapolated) = 0.631 W/kg
SAR(1 g) = 0.204 W/kg; SAR(10 g) = 0.085 W/kg
Maximum value of SAR (measured) = 0.440 W/kg

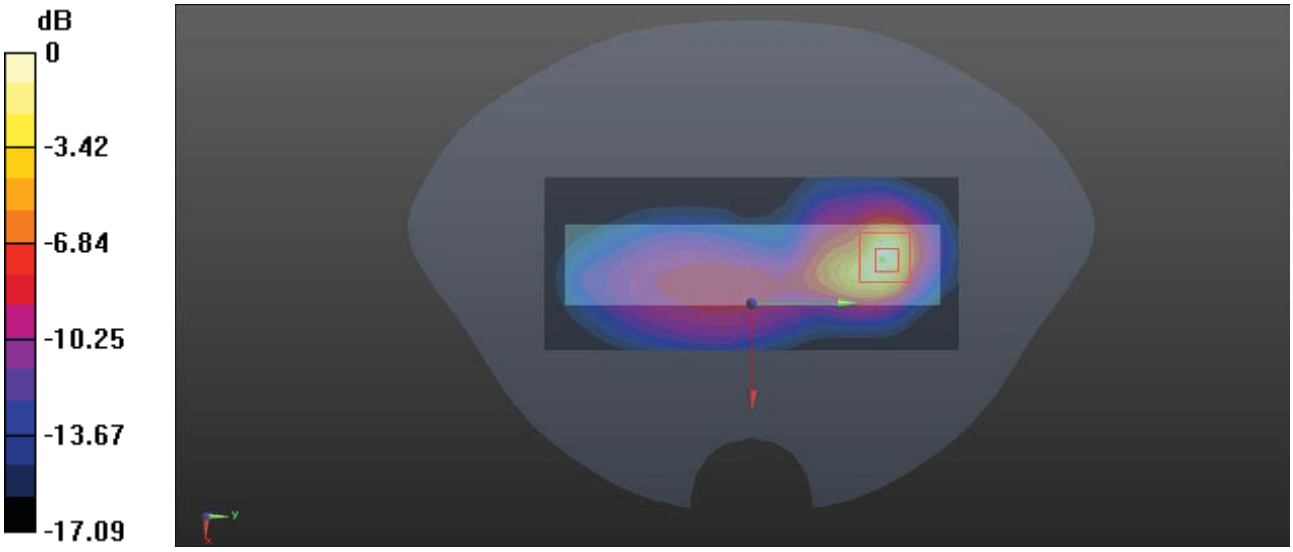

0 dB = 0.440 W/kg = -3.57 dBW/kg

Test Plot 138#: LTE Band 13_1RB_Mid_Handheld Right

DUT: POS Terminal; Type: N700; Serial: CR22010044-SA-S1

Communication System: Generic FDD-LTE; Frequency: 782 MHz;Duty Cycle: 1:1
Medium parameters used: f = 782 MHz; σ = 0.881 S/m; ε_r = 41.839; ρ = 1000 kg/m^3
Phantom section: Flat Section

DASY5 Configuration:

- Probe: EX3DV4 - SN7329; ConvF(10.06, 10.06, 10.06) @ 782 MHz; Calibrated: 2021/12/31
- Sensor-Surface: 1.4mm (Mechanical Surface Detection)
- Electronics: DAE4 Sn1354; Calibrated: 2021/9/1
- Phantom: Twin SAM; Type: Twin SAM V5.0; Serial: TP:1412
- Measurement SW: DASY52, Version 52.10 (2); SEMCAD X Version 14.6.12 (7470)

Area Scan (51x121x1): Interpolated grid: dx=1.500 mm, dy=1.500 mm
Maximum value of SAR (interpolated) = 0.0594 W/kg

Zoom Scan (5x5x7)/Cube 0: Measurement grid: dx=8mm, dy=8mm, dz=5mm
Reference Value = 5.429 V/m; Power Drift = 0.10 dB
Peak SAR (extrapolated) = 0.0980 W/kg
SAR(1 g) = 0.074 W/kg; SAR(10 g) = 0.052 W/kg
Maximum value of SAR (measured) = 0.0814 W/kg

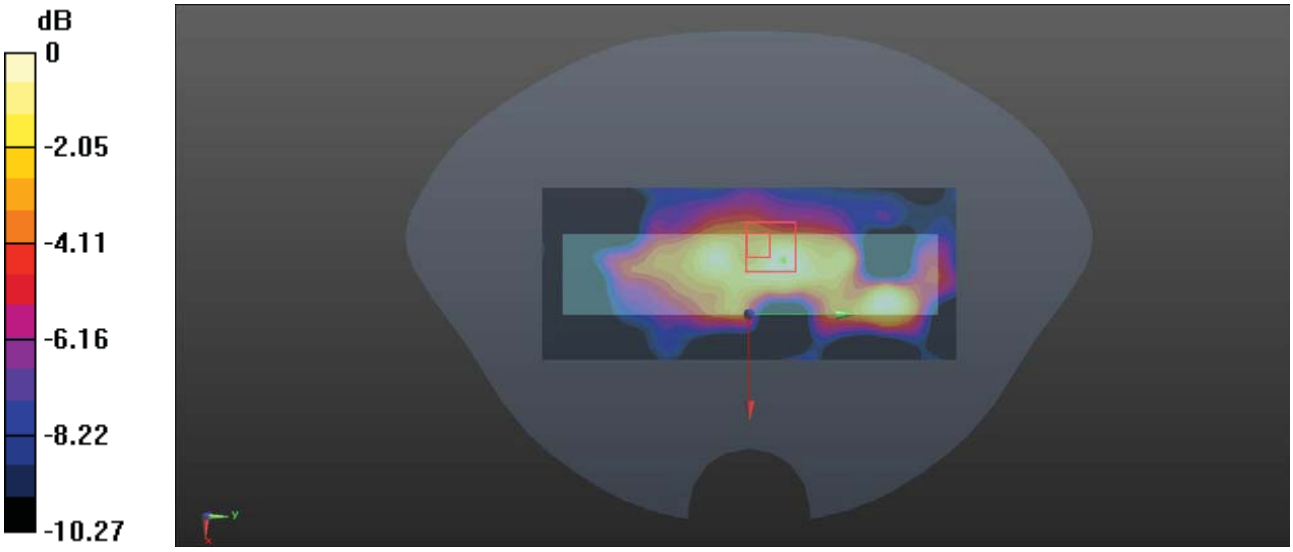

0 dB = 0.0814 W/kg = -10.89 dBW/kg

Test Plot 139#: LTE Band 13_50%RB_Mid_Handheld Right

DUT: POS Terminal; Type: N700; Serial: CR22010044-SA-S1

Communication System: Generic FDD-LTE; Frequency: 782 MHz;Duty Cycle: 1:1
Medium parameters used: f = 782 MHz; σ = 0.881 S/m; ε_r = 41.839; ρ = 1000 kg/m^3
Phantom section: Flat Section

DASY5 Configuration:

- Probe: EX3DV4 - SN7329; ConvF(10.06, 10.06, 10.06) @ 782 MHz; Calibrated: 2021/12/31
- Sensor-Surface: 1.4mm (Mechanical Surface Detection)
- Electronics: DAE4 Sn1354; Calibrated: 2021/9/1
- Phantom: Twin SAM; Type: Twin SAM V5.0; Serial: TP:1412
- Measurement SW: DASY52, Version 52.10 (2); SEMCAD X Version 14.6.12 (7470)

Area Scan (51x121x1): Interpolated grid: dx=1.500 mm, dy=1.500 mm
Maximum value of SAR (interpolated) = 0.0687 W/kg

Zoom Scan (5x5x7)/Cube 0: Measurement grid: dx=8mm, dy=8mm, dz=5mm
Reference Value = 4.836 V/m; Power Drift = 0.10 dB
Peak SAR (extrapolated) = 0.0690 W/kg
SAR(1 g) = 0.056 W/kg; SAR(10 g) = 0.043 W/kg
Maximum value of SAR (measured) = 0.0476 W/kg

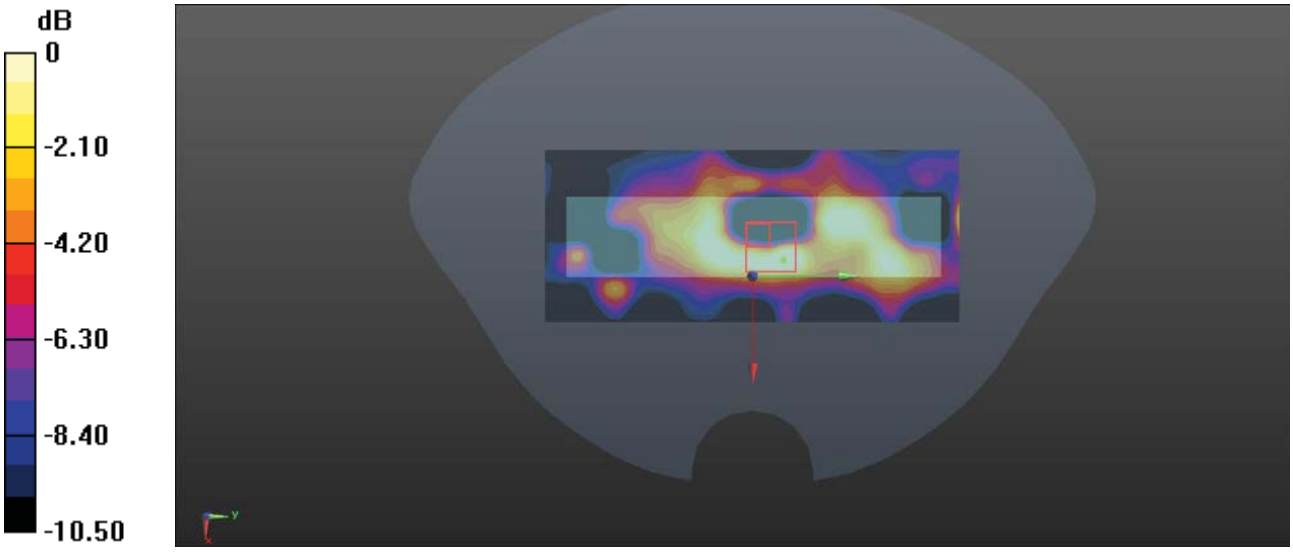

0 dB = 0.0476 W/kg = -13.22 dBW/kg

Test Plot 140#: LTE Band 13_1RB_Mid_Handheld Top

DUT: POS Terminal; Type: N700; Serial: CR22010044-SA-S1

Communication System: Generic FDD-LTE; Frequency: 782 MHz;Duty Cycle: 1:1
Medium parameters used: f = 782 MHz; σ = 0.881 S/m; ε_r = 41.839; ρ = 1000 kg/m^3
Phantom section: Flat Section

DASY5 Configuration:

- Probe: EX3DV4 - SN7329; ConvF(10.06, 10.06, 10.06) @ 782 MHz; Calibrated: 2021/12/31
- Sensor-Surface: 1.4mm (Mechanical Surface Detection)
- Electronics: DAE4 Sn1354; Calibrated: 2021/9/1
- Phantom: Twin SAM; Type: Twin SAM V5.0; Serial: TP:1412
- Measurement SW: DASY52, Version 52.10 (2); SEMCAD X Version 14.6.12 (7470)

Area Scan (41x61x1): Interpolated grid: dx=1.500 mm, dy=1.500 mm
Maximum value of SAR (interpolated) = 1.73 W/kg

Zoom Scan (5x5x7)/Cube 0: Measurement grid: dx=8mm, dy=8mm, dz=5mm
Reference Value = 30.31 V/m; Power Drift = -0.09 dB
Peak SAR (extrapolated) = 3.58 W/kg
SAR(1 g) = 1.03 W/kg; SAR(10 g) = 0.442 W/kg
Maximum value of SAR (measured) = 2.34 W/kg

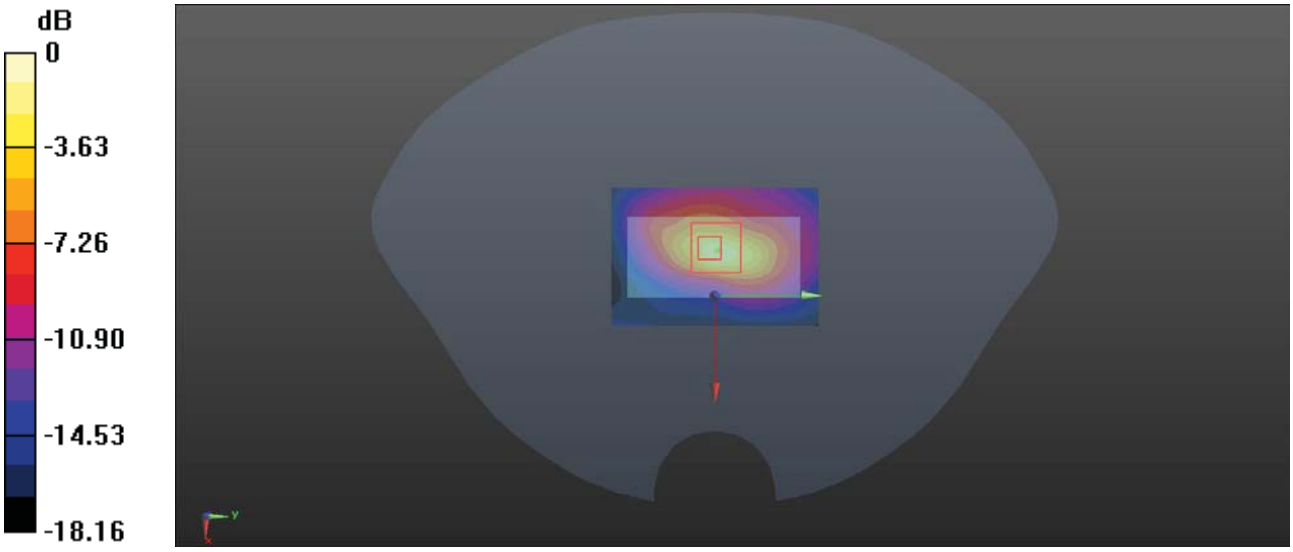

0 dB = 2.34 W/kg = 3.69 dBW/kg

Test Plot 141#: LTE Band 13_50%RB_Mid_Handheld Top

DUT: POS Terminal; Type: N700; Serial: CR22010044-SA-S1

Communication System: Generic FDD-LTE; Frequency: 782 MHz;Duty Cycle: 1:1
Medium parameters used: f = 782 MHz; σ = 0.881 S/m; ε_r = 41.839; ρ = 1000 kg/m^3
Phantom section: Flat Section

DASY5 Configuration:

- Probe: EX3DV4 - SN7329; ConvF(10.06, 10.06, 10.06) @ 782 MHz; Calibrated: 2021/12/31
- Sensor-Surface: 1.4mm (Mechanical Surface Detection)
- Electronics: DAE4 Sn1354; Calibrated: 2021/9/1
- Phantom: Twin SAM; Type: Twin SAM V5.0; Serial: TP:1412
- Measurement SW: DASY52, Version 52.10 (2); SEMCAD X Version 14.6.12 (7470)

Area Scan (41x61x1): Interpolated grid: dx=1.500 mm, dy=1.500 mm
Maximum value of SAR (interpolated) = 1.60 W/kg

Zoom Scan (5x5x7)/Cube 0: Measurement grid: dx=8mm, dy=8mm, dz=5mm
Reference Value = 28.95 V/m; Power Drift = -0.10 dB
Peak SAR (extrapolated) = 2.70 W/kg
SAR(1 g) = 0.868 W/kg; SAR(10 g) = 0.374 W/kg
Maximum value of SAR (measured) = 1.90 W/kg

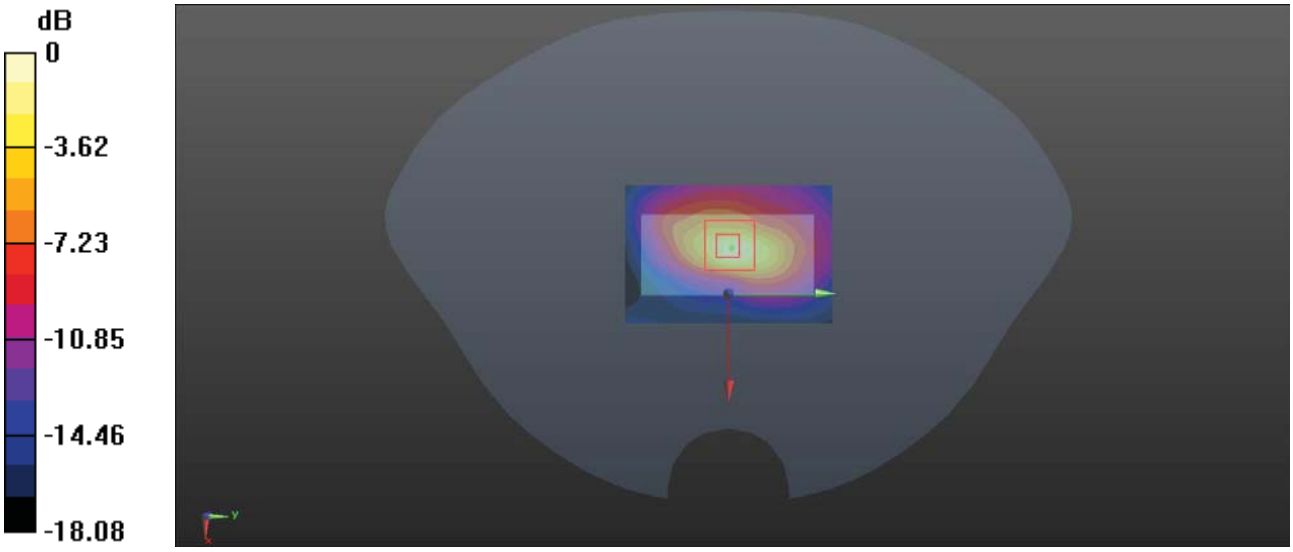

0 dB = 1.90 W/kg = 2.79 dBW/kg

Test Plot 142#: LTE Band 25_1RB_Mid_Handheld Back

DUT: POS Terminal; Type: N700; Serial: CR22010044-SA-S1

Communication System: Generic FDD-LTE; Frequency: 1882.5 MHz;Duty Cycle: 1:1
Medium parameters used: f = 1882.5 MHz; σ = 1.411 S/m; ε_r = 40.081; ρ = 1000 kg/m^3
Phantom section: Flat Section

DASY5 Configuration:

- Probe: EX3DV4 - SN7329; ConvF(8, 8, 8) @ 1882.5 MHz; Calibrated: 2021/12/31
- Sensor-Surface: 1.4mm (Mechanical Surface Detection)
- Electronics: DAE4 Sn1354; Calibrated: 2021/9/1
- Phantom: Twin SAM; Type: Twin SAM V5.0; Serial: TP:1412
- Measurement SW: DASY52, Version 52.10 (2); SEMCAD X Version 14.6.12 (7470)

Area Scan (61x61x1): Interpolated grid: dx=1.500 mm, dy=1.500 mm
Maximum value of SAR (interpolated) = 0.947 W/kg

Zoom Scan (5x5x7)/Cube 0: Measurement grid: dx=8mm, dy=8mm, dz=5mm
Reference Value = 5.579 V/m; Power Drift = 0.08 dB
Peak SAR (extrapolated) = 1.66 W/kg
SAR(1 g) = 0.731 W/kg; SAR(10 g) = 0.382 W/kg
Maximum value of SAR (measured) = 1.39 W/kg

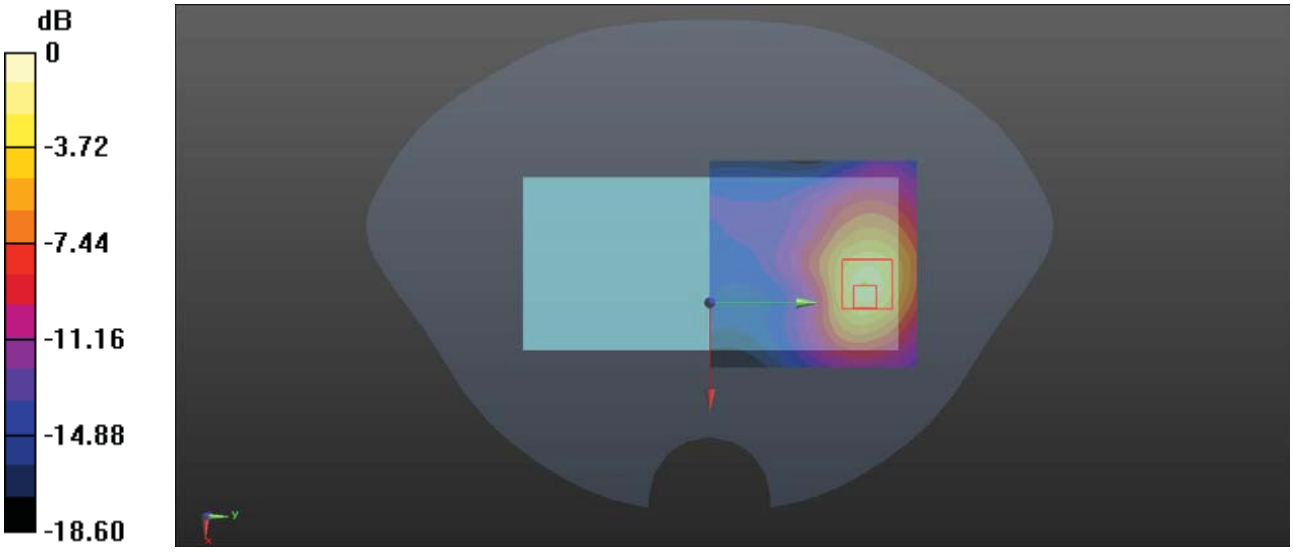

0 dB = 1.39 W/kg = 1.43 dBW/kg

Test Plot 143#: LTE Band 25_50%RB_Mid_Handheld Back

DUT: POS Terminal; Type: N700; Serial: CR22010044-SA-S1

Communication System: Generic FDD-LTE; Frequency: 1882.5 MHz;Duty Cycle: 1:1
Medium parameters used: f = 1882.5 MHz; σ = 1.411 S/m; ε_r = 40.081; ρ = 1000 kg/m^3
Phantom section: Flat Section

DASY5 Configuration:

- Probe: EX3DV4 - SN7329; ConvF(8, 8, 8) @ 1882.5 MHz; Calibrated: 2021/12/31
- Sensor-Surface: 1.4mm (Mechanical Surface Detection)
- Electronics: DAE4 Sn1354; Calibrated: 2021/9/1
- Phantom: Twin SAM; Type: Twin SAM V5.0; Serial: TP:1412
- Measurement SW: DASY52, Version 52.10 (2); SEMCAD X Version 14.6.12 (7470)

Area Scan (61x61x1): Interpolated grid: dx=1.500 mm, dy=1.500 mm
Maximum value of SAR (interpolated) = 0.742 W/kg

Zoom Scan (5x5x7)/Cube 0: Measurement grid: dx=8mm, dy=8mm, dz=5mm
Reference Value = 6.216 V/m; Power Drift = -0.09 dB
Peak SAR (extrapolated) = 1.31 W/kg
SAR(1 g) = 0.585 W/kg; SAR(10 g) = 0.300 W/kg
Maximum value of SAR (measured) = 1.09 W/kg

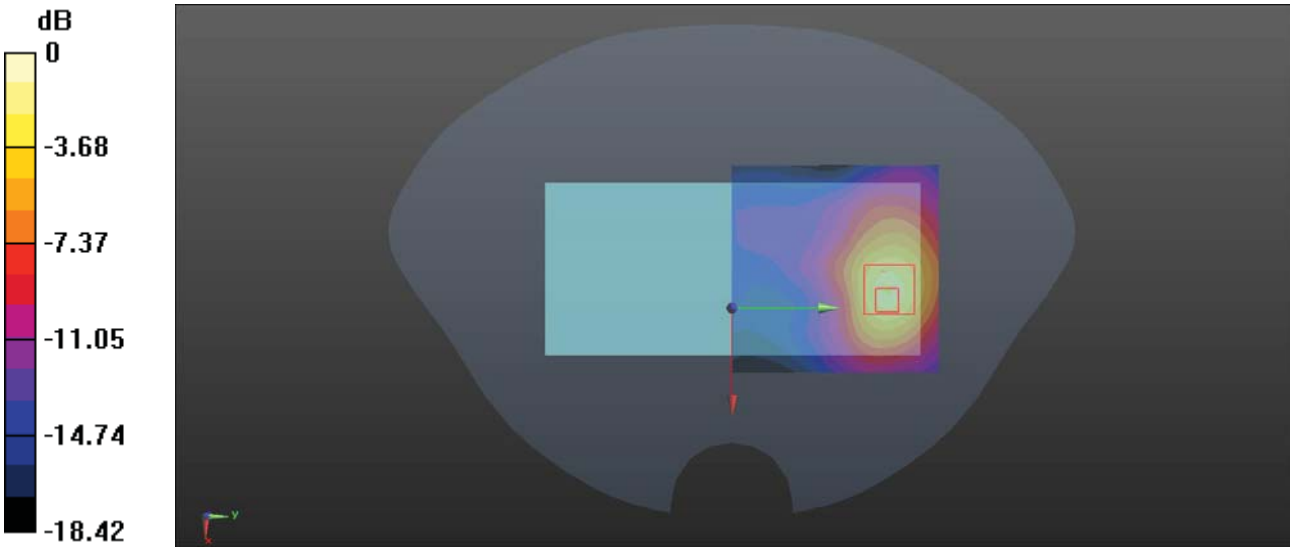

0 dB = 1.09 W/kg = 0.37 dBW/kg

Test Plot 144#: LTE Band 25_1RB_Mid_Handheld Left

DUT: POS Terminal; Type: N700; Serial: CR22010044-SA-S1

Communication System: Generic FDD-LTE; Frequency: 1882.5 MHz;Duty Cycle: 1:1
Medium parameters used: f = 1882.5 MHz; σ = 1.411 S/m; ε_r = 40.081; ρ = 1000 kg/m^3
Phantom section: Flat Section

DASY5 Configuration:

- Probe: EX3DV4 - SN7329; ConvF(8, 8, 8) @ 1882.5 MHz; Calibrated: 2021/12/31
- Sensor-Surface: 1.4mm (Mechanical Surface Detection)
- Electronics: DAE4 Sn1354; Calibrated: 2021/9/1
- Phantom: Twin SAM; Type: Twin SAM V5.0; Serial: TP:1412
- Measurement SW: DASY52, Version 52.10 (2); SEMCAD X Version 14.6.12 (7470)

Area Scan (41x121x1): Interpolated grid: dx=1.500 mm, dy=1.500 mm
Maximum value of SAR (interpolated) = 1.31 W/kg

Zoom Scan (5x5x7)/Cube 0: Measurement grid: dx=8mm, dy=8mm, dz=5mm
Reference Value = 7.981 V/m; Power Drift = -0.01 dB
Peak SAR (extrapolated) = 1.56 W/kg
SAR(1 g) = 0.782 W/kg; SAR(10 g) = 0.366 W/kg
Maximum value of SAR (measured) = 1.24 W/kg

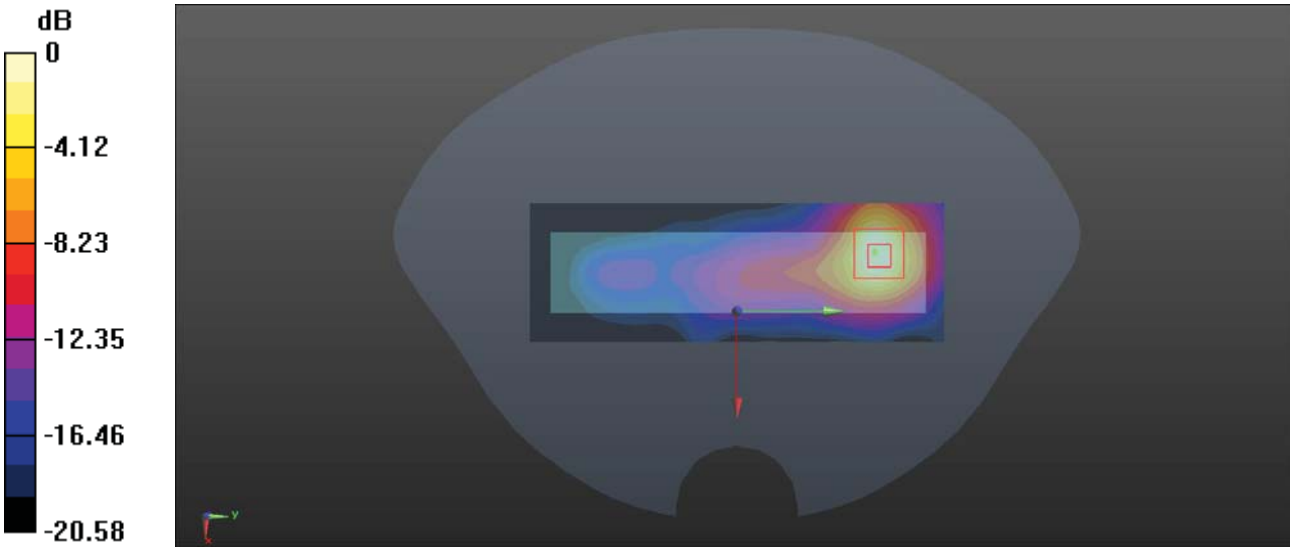

0 dB = 1.24 W/kg = 0.93 dBW/kg

Test Plot 145#: LTE Band 25_50%RB_Mid_Handheld Left

DUT: POS Terminal; Type: N700; Serial: CR22010044-SA-S1

Communication System: Generic FDD-LTE; Frequency: 1882.5 MHz;Duty Cycle: 1:1
Medium parameters used: f = 1882.5 MHz; σ = 1.411 S/m; ε_r = 40.081; ρ = 1000 kg/m^3
Phantom section: Flat Section

DASY5 Configuration:

- Probe: EX3DV4 - SN7329; ConvF(8, 8, 8) @ 1882.5 MHz; Calibrated: 2021/12/31
- Sensor-Surface: 1.4mm (Mechanical Surface Detection)
- Electronics: DAE4 Sn1354; Calibrated: 2021/9/1
- Phantom: Twin SAM; Type: Twin SAM V5.0; Serial: TP:1412
- Measurement SW: DASY52, Version 52.10 (2); SEMCAD X Version 14.6.12 (7470)

Area Scan (41x121x1): Interpolated grid: dx=1.500 mm, dy=1.500 mm
Maximum value of SAR (interpolated) = 1.03 W/kg

Zoom Scan (5x5x7)/Cube 0: Measurement grid: dx=8mm, dy=8mm, dz=5mm
Reference Value = 6.441 V/m; Power Drift = 0.03 dB
Peak SAR (extrapolated) = 1.24 W/kg
SAR(1 g) = 0.600 W/kg; SAR(10 g) = 0.280 W/kg
Maximum value of SAR (measured) = 0.962 W/kg

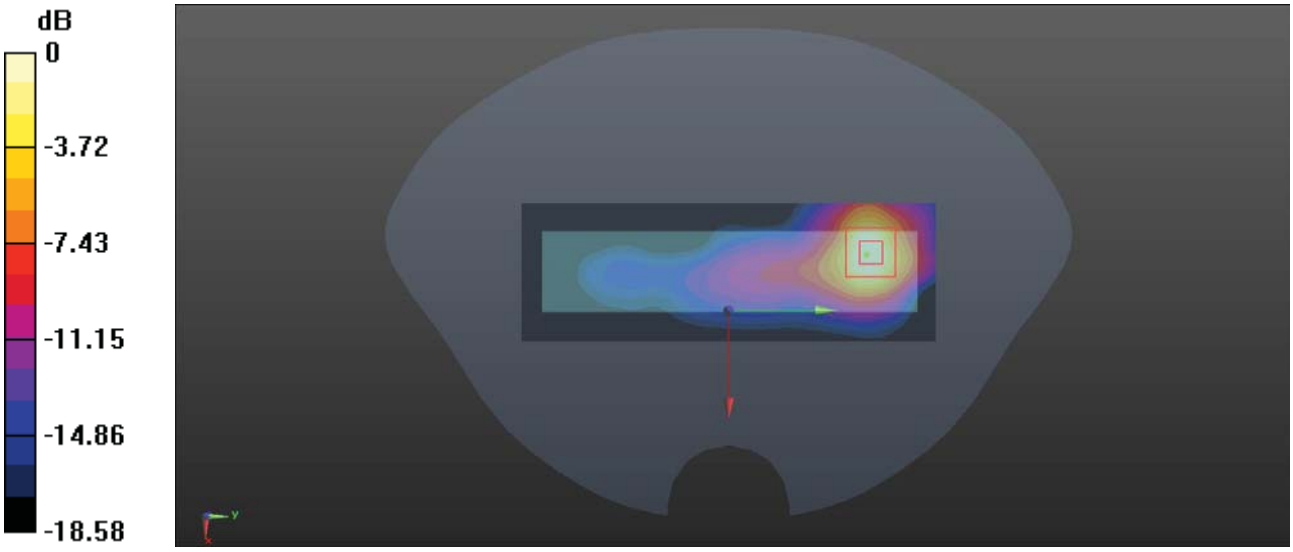

0 dB = 0.962 W/kg = -0.17 dBW/kg

Test Plot 146#: LTE Band 25_1RB_Mid_Handheld Right

DUT: POS Terminal; Type: N700; Serial: CR22010044-SA-S1

Communication System: Generic FDD-LTE; Frequency: 1882.5 MHz;Duty Cycle: 1:1
Medium parameters used: f = 1882.5 MHz; σ = 1.411 S/m; ε_r = 40.081; ρ = 1000 kg/m^3
Phantom section: Flat Section

DASY5 Configuration:

- Probe: EX3DV4 - SN7329; ConvF(8, 8, 8) @ 1882.5 MHz; Calibrated: 2021/12/31
- Sensor-Surface: 1.4mm (Mechanical Surface Detection)
- Electronics: DAE4 Sn1354; Calibrated: 2021/9/1
- Phantom: Twin SAM; Type: Twin SAM V5.0; Serial: TP:1412
- Measurement SW: DASY52, Version 52.10 (2); SEMCAD X Version 14.6.12 (7470)

Area Scan (41x121x1): Interpolated grid: dx=1.500 mm, dy=1.500 mm
Maximum value of SAR (interpolated) = 0.0841 W/kg

Zoom Scan (5x5x7)/Cube 0: Measurement grid: dx=8mm, dy=8mm, dz=5mm
Reference Value = 3.043 V/m; Power Drift = 0.09 dB
Peak SAR (extrapolated) = 0.127 W/kg
SAR(1 g) = 0.091 W/kg; SAR(10 g) = 0.064 W/kg
Maximum value of SAR (measured) = 0.113 W/kg

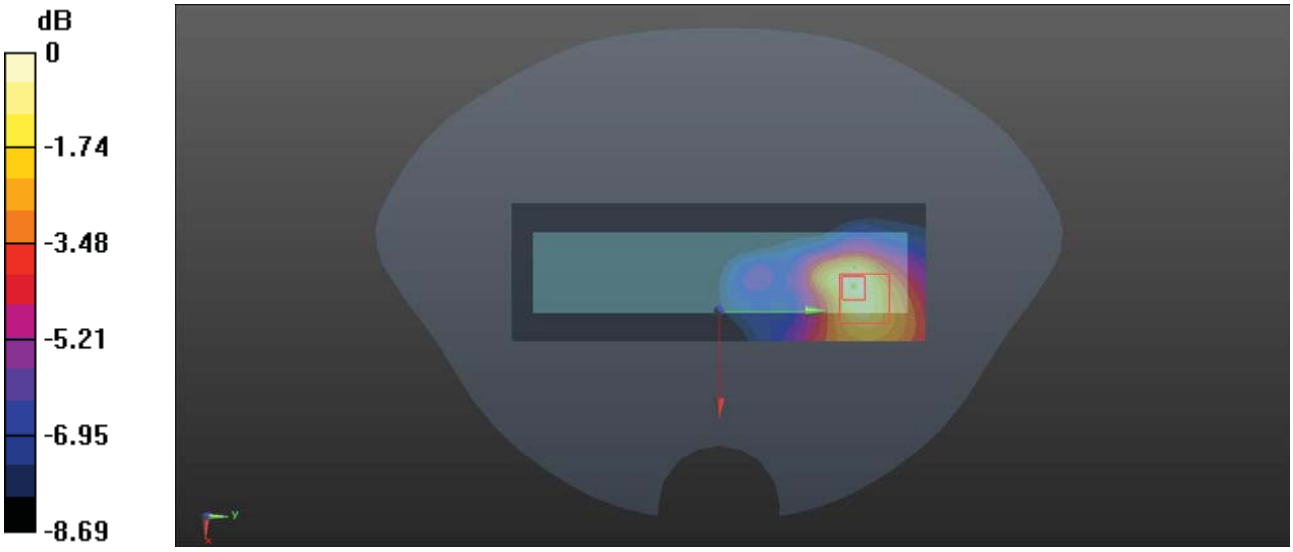

0 dB = 0.113 W/kg = -9.47 dBW/kg

Test Plot 147#: LTE Band 25_50%RB_Mid_Handheld Right

DUT: POS Terminal; Type: N700; Serial: CR22010044-SA-S1

Communication System: Generic FDD-LTE; Frequency: 1882.5 MHz;Duty Cycle: 1:1
Medium parameters used: f = 1882.5 MHz; σ = 1.411 S/m; ε_r = 40.081; ρ = 1000 kg/m^3
Phantom section: Flat Section

DASY5 Configuration:

- Probe: EX3DV4 - SN7329; ConvF(8, 8, 8) @ 1882.5 MHz; Calibrated: 2021/12/31
- Sensor-Surface: 1.4mm (Mechanical Surface Detection)
- Electronics: DAE4 Sn1354; Calibrated: 2021/9/1
- Phantom: Twin SAM; Type: Twin SAM V5.0; Serial: TP:1412
- Measurement SW: DASY52, Version 52.10 (2); SEMCAD X Version 14.6.12 (7470)

Area Scan (41x121x1): Interpolated grid: dx=1.500 mm, dy=1.500 mm
Maximum value of SAR (interpolated) = 0.0668 W/kg

Zoom Scan (5x5x7)/Cube 0: Measurement grid: dx=8mm, dy=8mm, dz=5mm
Reference Value = 2.694 V/m; Power Drift = -0.08 dB
Peak SAR (extrapolated) = 0.0890 W/kg
SAR(1 g) = 0.068 W/kg; SAR(10 g) = 0.042 W/kg
Maximum value of SAR (measured) = 0.0738 W/kg

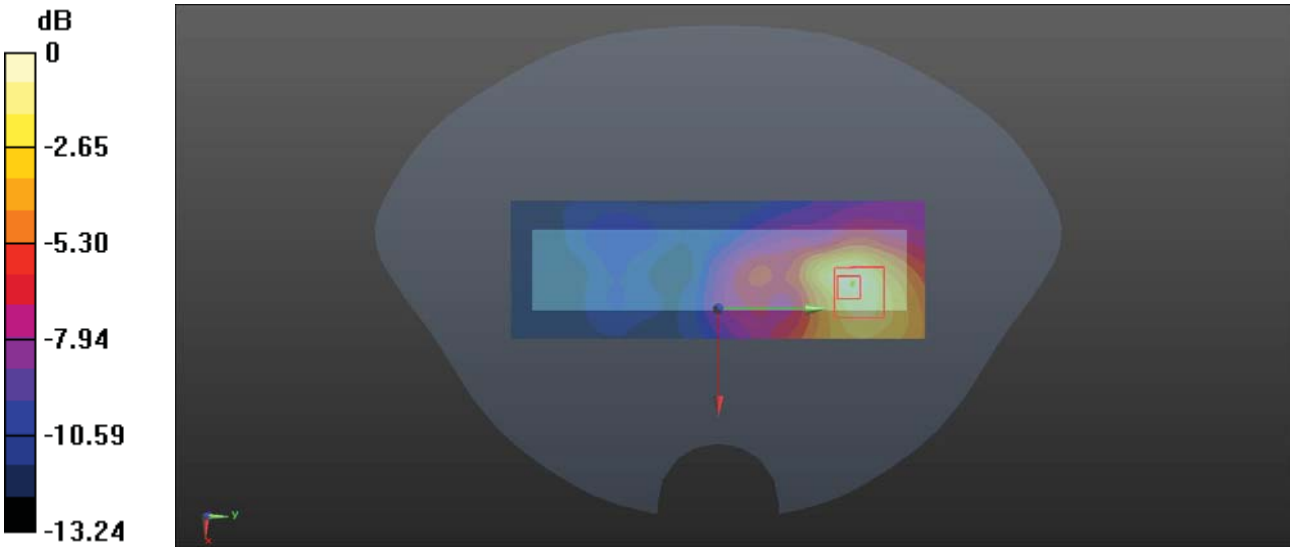

0 dB = 0.0738 W/kg = -11.32 dBW/kg

Test Plot 148#: LTE Band 25_1RB_Mid_Handheld Top

DUT: POS Terminal; Type: N700; Serial: CR22010044-SA-S1

Communication System: Generic FDD-LTE; Frequency: 1882.5 MHz;Duty Cycle: 1:1
Medium parameters used: f = 1882.5 MHz; σ = 1.411 S/m; ε_r = 40.081; ρ = 1000 kg/m^3
Phantom section: Flat Section

DASY5 Configuration:

- Probe: EX3DV4 - SN7329; ConvF(8, 8, 8) @ 1882.5 MHz; Calibrated: 2021/12/31
- Sensor-Surface: 1.4mm (Mechanical Surface Detection)
- Electronics: DAE4 Sn1354; Calibrated: 2021/9/1
- Phantom: Twin SAM; Type: Twin SAM V5.0; Serial: TP:1412
- Measurement SW: DASY52, Version 52.10 (2); SEMCAD X Version 14.6.12 (7470)

Area Scan (41x61x1): Interpolated grid: dx=1.500 mm, dy=1.500 mm
Maximum value of SAR (interpolated) = 1.81 W/kg

Zoom Scan (5x5x7)/Cube 0: Measurement grid: dx=8mm, dy=8mm, dz=5mm
Reference Value = 26.55 V/m; Power Drift = 0.15 dB
Peak SAR (extrapolated) = 2.03 W/kg
SAR(1 g) = 1.17 W/kg; SAR(10 g) = 0.653 W/kg
Maximum value of SAR (measured) = 1.66 W/kg

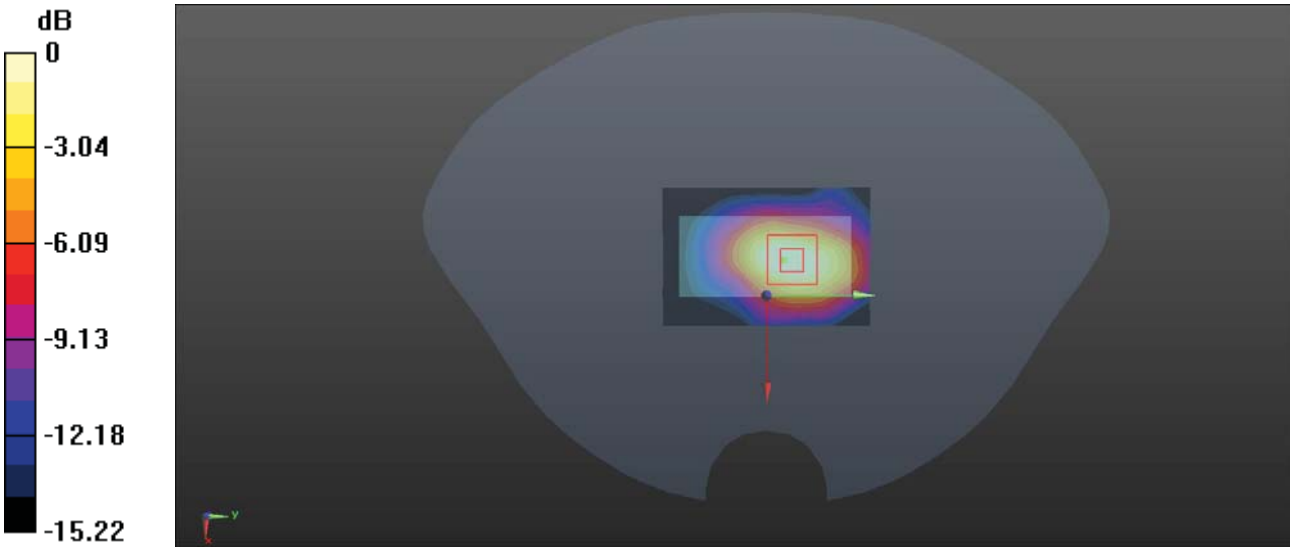

0 dB = 1.66 W/kg = 2.20 dBW/kg

Test Plot 149#: LTE Band 25_50%RB_Mid_Handheld Top

DUT: POS Terminal; Type: N700; Serial: CR22010044-SA-S1

Communication System: Generic FDD-LTE; Frequency: 1882.5 MHz;Duty Cycle: 1:1
Medium parameters used: f = 1882.5 MHz; σ = 1.411 S/m; ε_r = 40.081; ρ = 1000 kg/m^3
Phantom section: Flat Section

DASY5 Configuration:

- Probe: EX3DV4 - SN7329; ConvF(8, 8, 8) @ 1882.5 MHz; Calibrated: 2021/12/31
- Sensor-Surface: 1.4mm (Mechanical Surface Detection)
- Electronics: DAE4 Sn1354; Calibrated: 2021/9/1
- Phantom: Twin SAM; Type: Twin SAM V5.0; Serial: TP:1412
- Measurement SW: DASY52, Version 52.10 (2); SEMCAD X Version 14.6.12 (7470)

Area Scan (41x61x1): Interpolated grid: dx=1.500 mm, dy=1.500 mm
Maximum value of SAR (interpolated) = 1.52 W/kg

Zoom Scan (5x5x7)/Cube 0: Measurement grid: dx=8mm, dy=8mm, dz=5mm
Reference Value = 24.47 V/m; Power Drift = -0.07 dB
Peak SAR (extrapolated) = 1.58 W/kg
SAR(1 g) = 0.926 W/kg; SAR(10 g) = 0.507 W/kg
Maximum value of SAR (measured) = 1.30 W/kg

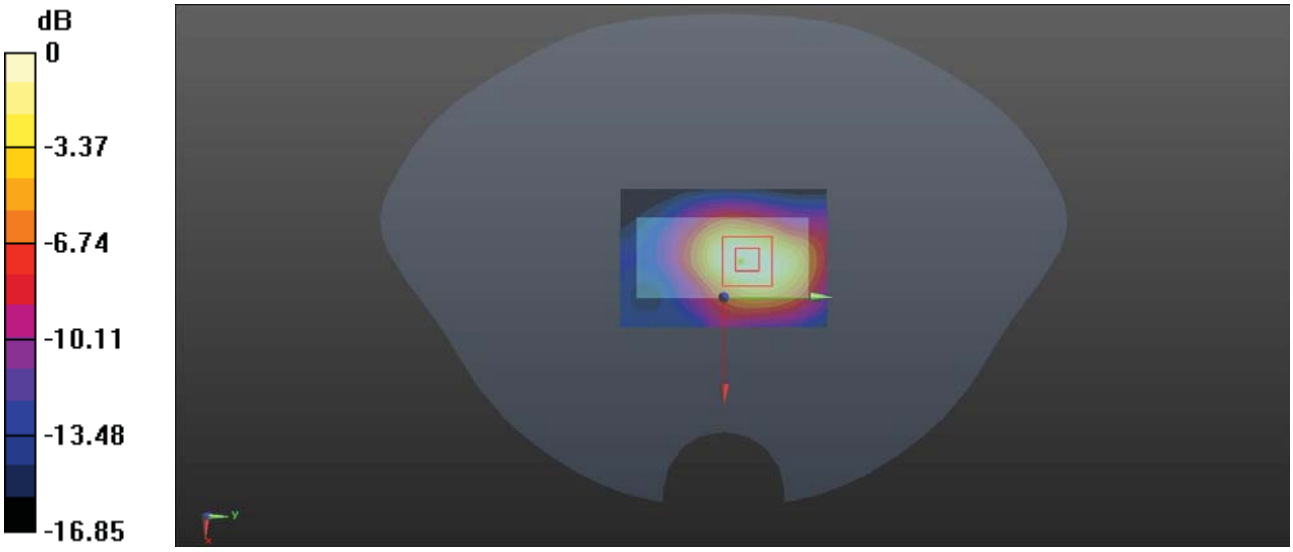

0 dB = 1.30 W/kg = 1.14 dBW/kg

Test Plot 150#: LTE Band 26_1RB_Mid_Handheld Back

DUT: POS Terminal; Type: N700; Serial: CR22010044-SA-S1

Communication System: Generic FDD-LTE; Frequency: 831.5 MHz;Duty Cycle: 1:1
Medium parameters used: f = 831.5 MHz; σ = 0.911 S/m; ε_r = 41.556; ρ = 1000 kg/m^3
Phantom section: Flat Section

DASY5 Configuration:

- Probe: EX3DV4 - SN7329; ConvF(10.06, 10.06, 10.06) @ 831.5 MHz; Calibrated: 2021/12/31
- Sensor-Surface: 1.4mm (Mechanical Surface Detection)
- Electronics: DAE4 Sn1354; Calibrated: 2021/9/1
- Phantom: Twin SAM; Type: Twin SAM V5.0; Serial: TP:1412
- Measurement SW: DASY52, Version 52.10 (2); SEMCAD X Version 14.6.12 (7470)

Area Scan (61x61x1): Interpolated grid: dx=1.500 mm, dy=1.500 mm
Maximum value of SAR (interpolated) = 1.16 W/kg

Zoom Scan (5x5x7)/Cube 0: Measurement grid: dx=8mm, dy=8mm, dz=5mm
Reference Value = 14.41 V/m; Power Drift = -0.02 dB
Peak SAR (extrapolated) = 1.68 W/kg
SAR(1 g) = 0.823 W/kg; SAR(10 g) = 0.426 W/kg
Maximum value of SAR (measured) = 1.17 W/kg

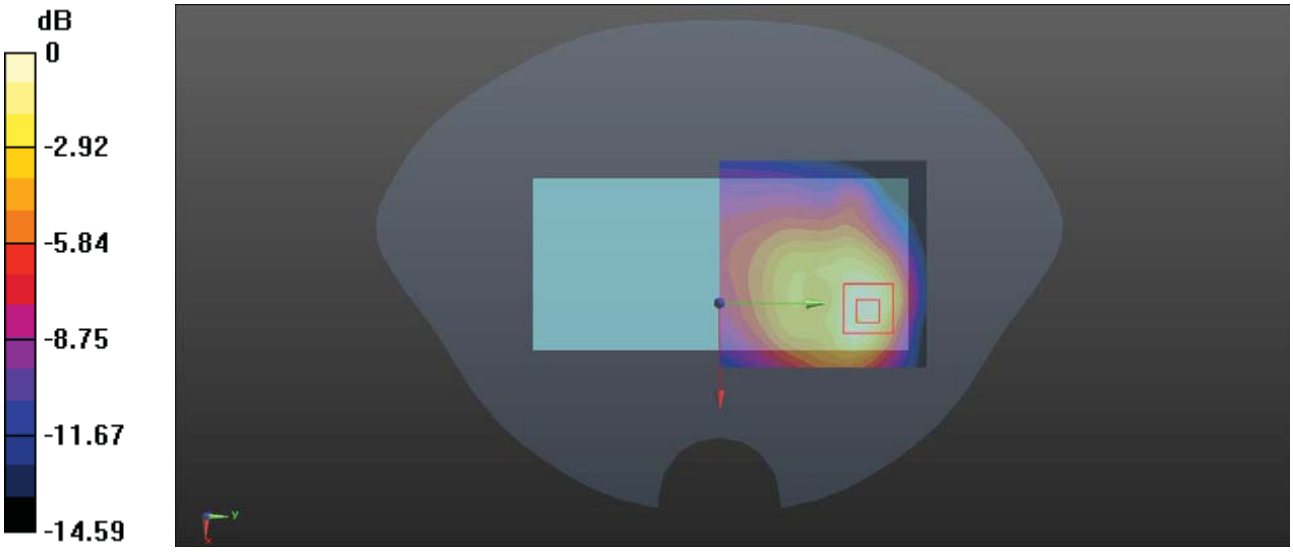

0 dB = 1.17 W/kg = 0.68 dBW/kg

Test Plot 151#: LTE Band 26_50%RB_Mid_Handheld Back

DUT: POS Terminal; Type: N700; Serial: CR22010044-SA-S1

Communication System: Generic FDD-LTE; Frequency: 831.5 MHz;Duty Cycle: 1:1
Medium parameters used: f = 831.5 MHz; σ = 0.911 S/m; ε_r = 41.556; ρ = 1000 kg/m^3
Phantom section: Flat Section

DASY5 Configuration:

- Probe: EX3DV4 - SN7329; ConvF(10.06, 10.06, 10.06) @ 831.5 MHz; Calibrated: 2021/12/31
- Sensor-Surface: 1.4mm (Mechanical Surface Detection)
- Electronics: DAE4 Sn1354; Calibrated: 2021/9/1
- Phantom: Twin SAM; Type: Twin SAM V5.0; Serial: TP:1412
- Measurement SW: DASY52, Version 52.10 (2); SEMCAD X Version 14.6.12 (7470)

Area Scan (61x61x1): Interpolated grid: dx=1.500 mm, dy=1.500 mm
Maximum value of SAR (interpolated) = 0.986 W/kg

Zoom Scan (5x5x7)/Cube 0: Measurement grid: dx=8mm, dy=8mm, dz=5mm
Reference Value = 13.17 V/m; Power Drift = -0.12 dB
Peak SAR (extrapolated) = 1.39 W/kg
SAR(1 g) = 0.691 W/kg; SAR(10 g) = 0.363 W/kg
Maximum value of SAR (measured) = 0.977 W/kg

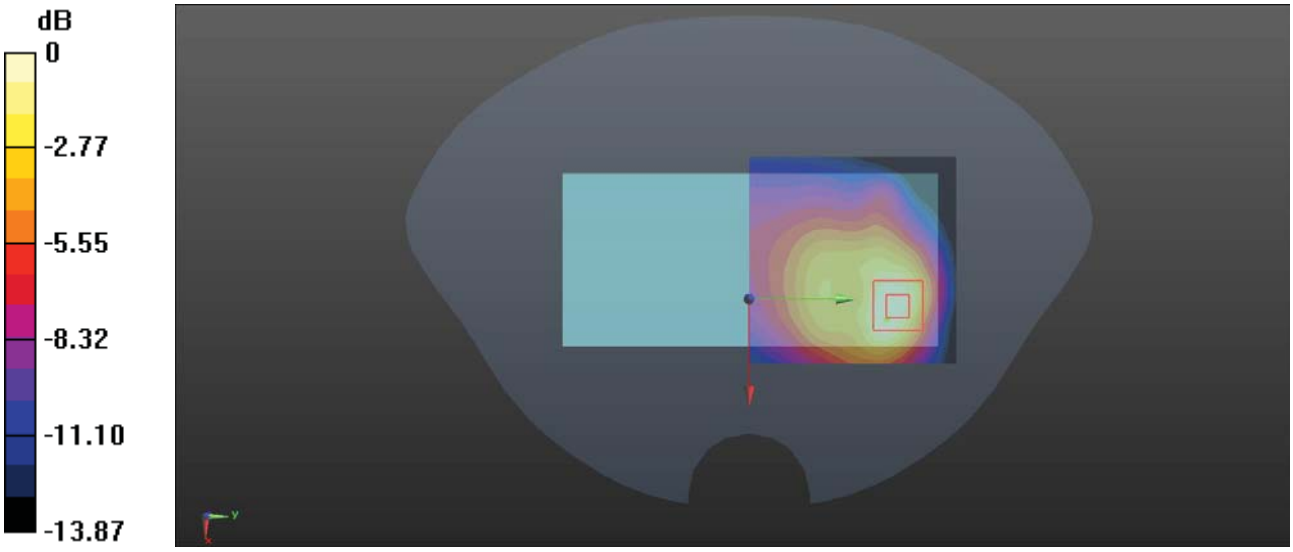

0 dB = 0.977 W/kg = -0.10 dBW/kg

Test Plot 152#: LTE Band 26_1RB_Mid_Handheld Left

DUT: POS Terminal; Type: N700; Serial: CR22010044-SA-S1

Communication System: Generic FDD-LTE; Frequency: 831.5 MHz;Duty Cycle: 1:1
Medium parameters used: f = 831.5 MHz; σ = 0.911 S/m; ε_r = 41.556; ρ = 1000 kg/m^3
Phantom section: Flat Section

DASY5 Configuration:

- Probe: EX3DV4 - SN7329; ConvF(10.06, 10.06, 10.06) @ 831.5 MHz; Calibrated: 2021/12/31
- Sensor-Surface: 1.4mm (Mechanical Surface Detection)
- Electronics: DAE4 Sn1354; Calibrated: 2021/9/1
- Phantom: Twin SAM; Type: Twin SAM V5.0; Serial: TP:1412
- Measurement SW: DASY52, Version 52.10 (2); SEMCAD X Version 14.6.12 (7470)

Area Scan (51x121x1): Interpolated grid: dx=1.500 mm, dy=1.500 mm
Maximum value of SAR (interpolated) = 1.80 W/kg

Zoom Scan (5x5x7)/Cube 0: Measurement grid: dx=8mm, dy=8mm, dz=5mm
Reference Value = 10.68 V/m; Power Drift = -0.01 dB
Peak SAR (extrapolated) = 2.78 W/kg
SAR(1 g) = 1.04 W/kg; SAR(10 g) = 0.454 W/kg
Maximum value of SAR (measured) = 2.11 W/kg

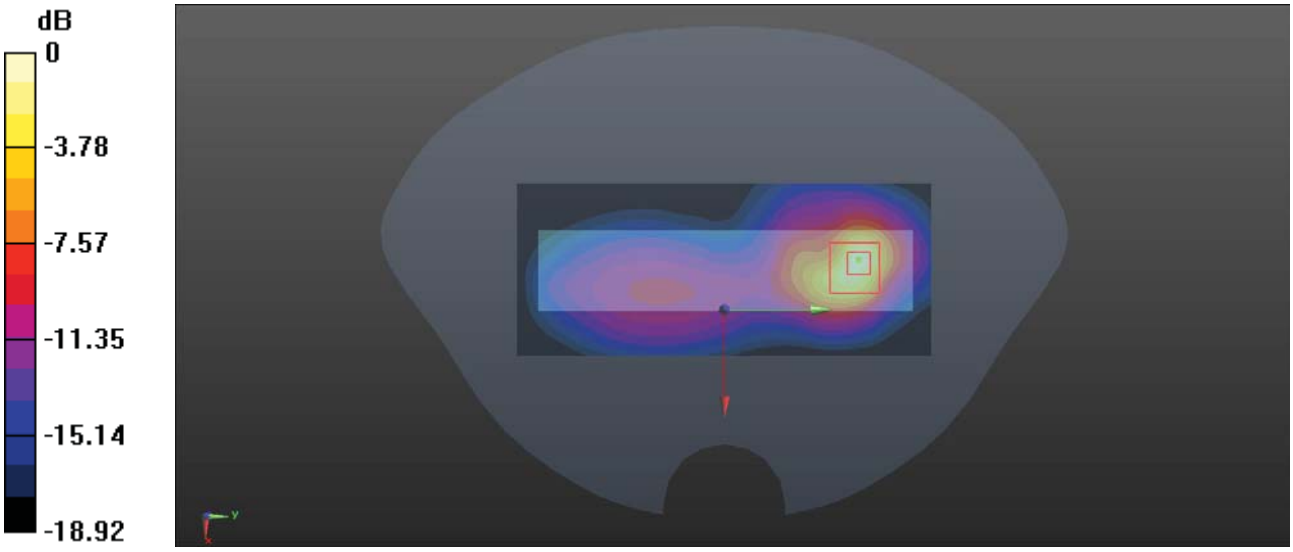

0 dB = 2.11 W/kg = 3.24 dBW/kg

Test Plot 153#: LTE Band 26_50%RB_Mid_Handheld Left

DUT: POS Terminal; Type: N700; Serial: CR22010044-SA-S1

Communication System: Generic FDD-LTE; Frequency: 831.5 MHz;Duty Cycle: 1:1
Medium parameters used: f = 831.5 MHz; σ = 0.911 S/m; ε_r = 41.556; ρ = 1000 kg/m^3
Phantom section: Flat Section

DASY5 Configuration:

- Probe: EX3DV4 - SN7329; ConvF(10.06, 10.06, 10.06) @ 831.5 MHz; Calibrated: 2021/12/31
- Sensor-Surface: 1.4mm (Mechanical Surface Detection)
- Electronics: DAE4 Sn1354; Calibrated: 2021/9/1
- Phantom: Twin SAM; Type: Twin SAM V5.0; Serial: TP:1412
- Measurement SW: DASY52, Version 52.10 (2); SEMCAD X Version 14.6.12 (7470)

Area Scan (51x121x1): Interpolated grid: dx=1.500 mm, dy=1.500 mm
Maximum value of SAR (interpolated) = 1.52 W/kg

Zoom Scan (5x5x7)/Cube 0: Measurement grid: dx=8mm, dy=8mm, dz=5mm
Reference Value = 10.03 V/m; Power Drift = -0.01 dB
Peak SAR (extrapolated) = 2.40 W/kg
SAR(1 g) = 0.887 W/kg; SAR(10 g) = 0.388 W/kg
Maximum value of SAR (measured) = 1.85 W/kg

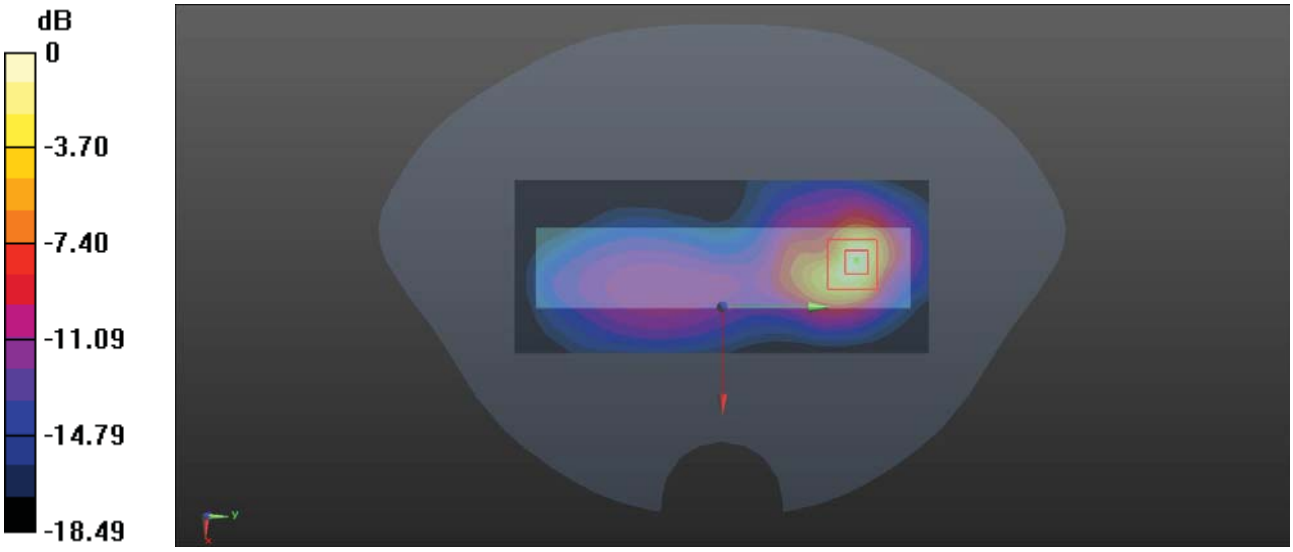

0 dB = 1.85 W/kg = 2.67 dBW/kg

Test Plot 154#: LTE Band 26_1RB_Mid_Handheld Right

DUT: POS Terminal; Type: N700; Serial: CR22010044-SA-S1

Communication System: Generic FDD-LTE; Frequency: 831.5 MHz;Duty Cycle: 1:1
Medium parameters used: f = 831.5 MHz; σ = 0.911 S/m; ε_r = 41.556; ρ = 1000 kg/m^3
Phantom section: Flat Section

DASY5 Configuration:

- Probe: EX3DV4 - SN7329; ConvF(10.06, 10.06, 10.06) @ 831.5 MHz; Calibrated: 2021/12/31
- Sensor-Surface: 1.4mm (Mechanical Surface Detection)
- Electronics: DAE4 Sn1354; Calibrated: 2021/9/1
- Phantom: Twin SAM; Type: Twin SAM V5.0; Serial: TP:1412
- Measurement SW: DASY52, Version 52.10 (2); SEMCAD X Version 14.6.12 (7470)

Area Scan (51x121x1): Interpolated grid: dx=1.500 mm, dy=1.500 mm
Maximum value of SAR (interpolated) = 0.232 W/kg

Zoom Scan (5x5x7)/Cube 0: Measurement grid: dx=8mm, dy=8mm, dz=5mm
Reference Value = 14.08 V/m; Power Drift = -0.04 dB
Peak SAR (extrapolated) = 0.305 W/kg
SAR(1 g) = 0.270 W/kg; SAR(10 g) = 0.148 W/kg
Maximum value of SAR (measured) = 0.292 W/kg

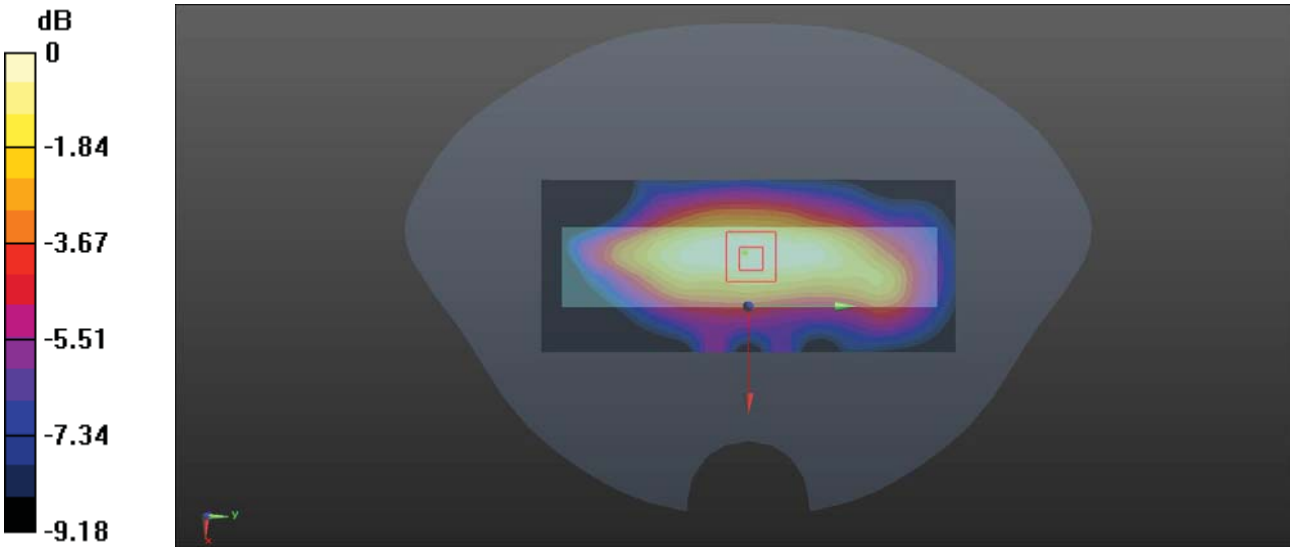

0 dB = 0.292 W/kg = -5.35 dBW/kg

Test Plot 155#: LTE Band 26_50%RB_Mid_Handheld Right

DUT: POS Terminal; Type: N700; Serial: CR22010044-SA-S1

Communication System: Generic FDD-LTE; Frequency: 831.5 MHz;Duty Cycle: 1:1
Medium parameters used: f = 831.5 MHz; σ = 0.911 S/m; ε_r = 41.556; ρ = 1000 kg/m^3
Phantom section: Flat Section

DASY5 Configuration:

- Probe: EX3DV4 - SN7329; ConvF(10.06, 10.06, 10.06) @ 831.5 MHz; Calibrated: 2021/12/31
- Sensor-Surface: 1.4mm (Mechanical Surface Detection)
- Electronics: DAE4 Sn1354; Calibrated: 2021/9/1
- Phantom: Twin SAM; Type: Twin SAM V5.0; Serial: TP:1412
- Measurement SW: DASY52, Version 52.10 (2); SEMCAD X Version 14.6.12 (7470)

Area Scan (51x121x1): Interpolated grid: dx=1.500 mm, dy=1.500 mm
Maximum value of SAR (interpolated) = 0.211 W/kg

Zoom Scan (5x5x7)/Cube 0: Measurement grid: dx=8mm, dy=8mm, dz=5mm
Reference Value = 13.01 V/m; Power Drift = -0.06 dB
Peak SAR (extrapolated) = 0.222 W/kg
SAR(1 g) = 0.184 W/kg; SAR(10 g) = 0.132 W/kg
Maximum value of SAR (measured) = 0.185 W/kg

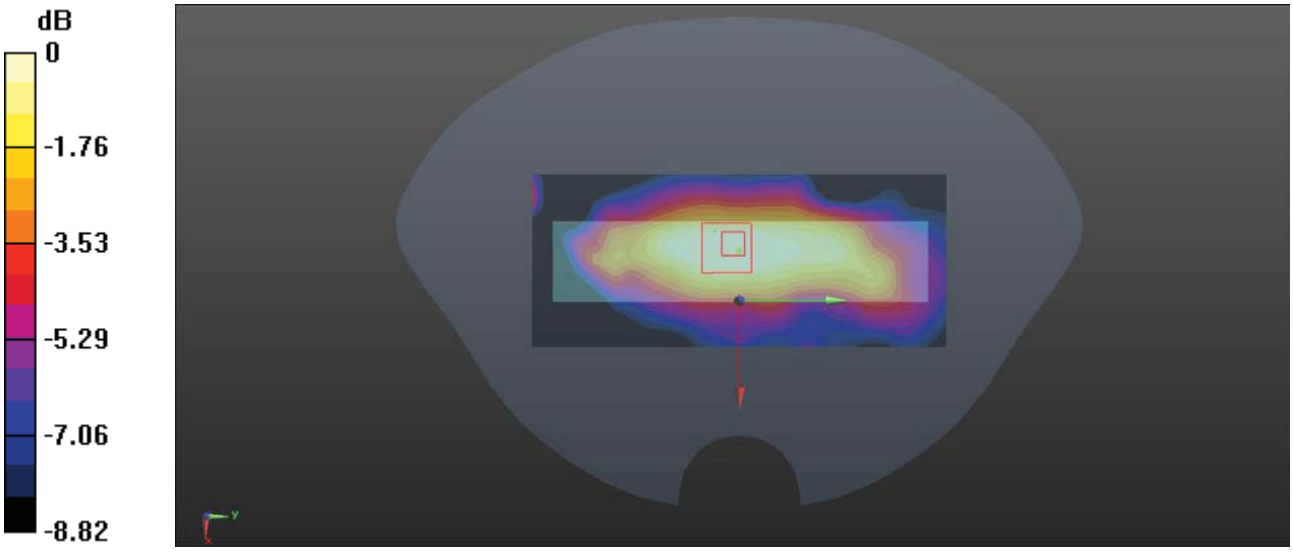

0 dB = 0.185 W/kg = -7.33 dBW/kg

Test Plot 156#: LTE Band 26_1RB_Mid_Handheld Top

DUT: POS Terminal; Type: N700; Serial: CR22010044-SA-S1

Communication System: Generic FDD-LTE; Frequency: 831.5 MHz;Duty Cycle: 1:1
Medium parameters used: f = 831.5 MHz; σ = 0.911 S/m; ε_r = 41.556; ρ = 1000 kg/m^3
Phantom section: Flat Section

DASY5 Configuration:

- Probe: EX3DV4 - SN7329; ConvF(10.06, 10.06, 10.06) @ 831.5 MHz; Calibrated: 2021/12/31
- Sensor-Surface: 1.4mm (Mechanical Surface Detection)
- Electronics: DAE4 Sn1354; Calibrated: 2021/9/1
- Phantom: Twin SAM; Type: Twin SAM V5.0; Serial: TP:1412
- Measurement SW: DASY52, Version 52.10 (2); SEMCAD X Version 14.6.12 (7470)

Area Scan (51x61x1): Interpolated grid: dx=1.500 mm, dy=1.500 mm
Maximum value of SAR (interpolated) = 2.49 W/kg

Zoom Scan (5x5x7)/Cube 0: Measurement grid: dx=8mm, dy=8mm, dz=5mm
Reference Value = 40.46 V/m; Power Drift = -0.02 dB
Peak SAR (extrapolated) = 4.85 W/kg
SAR(1 g) = 1.63 W/kg; SAR(10 g) = 0.743 W/kg
Maximum value of SAR (measured) = 3.00 W/kg

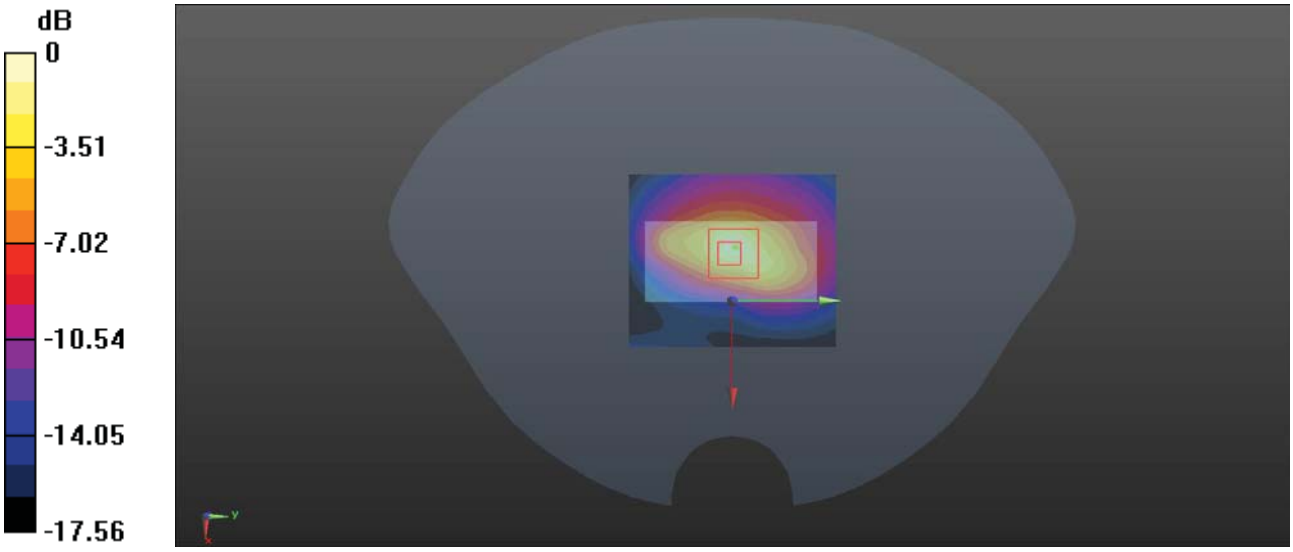

0 dB = 3.00 W/kg = 4.77 dBW/kg

Test Plot 157#: LTE Band 26_50%RB_Mid_Handheld Top

DUT: POS Terminal; Type: N700; Serial: CR22010044-SA-S1

Communication System: Generic FDD-LTE; Frequency: 831.5 MHz;Duty Cycle: 1:1
Medium parameters used: f = 831.5 MHz; σ = 0.911 S/m; ε_r = 41.556; ρ = 1000 kg/m^3
Phantom section: Flat Section

DASY5 Configuration:

- Probe: EX3DV4 - SN7329; ConvF(10.06, 10.06, 10.06) @ 831.5 MHz; Calibrated: 2021/12/31
- Sensor-Surface: 1.4mm (Mechanical Surface Detection)
- Electronics: DAE4 Sn1354; Calibrated: 2021/9/1
- Phantom: Twin SAM; Type: Twin SAM V5.0; Serial: TP:1412
- Measurement SW: DASY52, Version 52.10 (2); SEMCAD X Version 14.6.12 (7470)

Area Scan (51x61x1): Interpolated grid: dx=1.500 mm, dy=1.500 mm
Maximum value of SAR (interpolated) = 1.89 W/kg

Zoom Scan (5x5x7)/Cube 0: Measurement grid: dx=8mm, dy=8mm, dz=5mm
Reference Value = 35.92 V/m; Power Drift = -0.08 dB
Peak SAR (extrapolated) = 3.82 W/kg
SAR(1 g) = 1.29 W/kg; SAR(10 g) = 0.584 W/kg
Maximum value of SAR (measured) = 2.39 W/kg

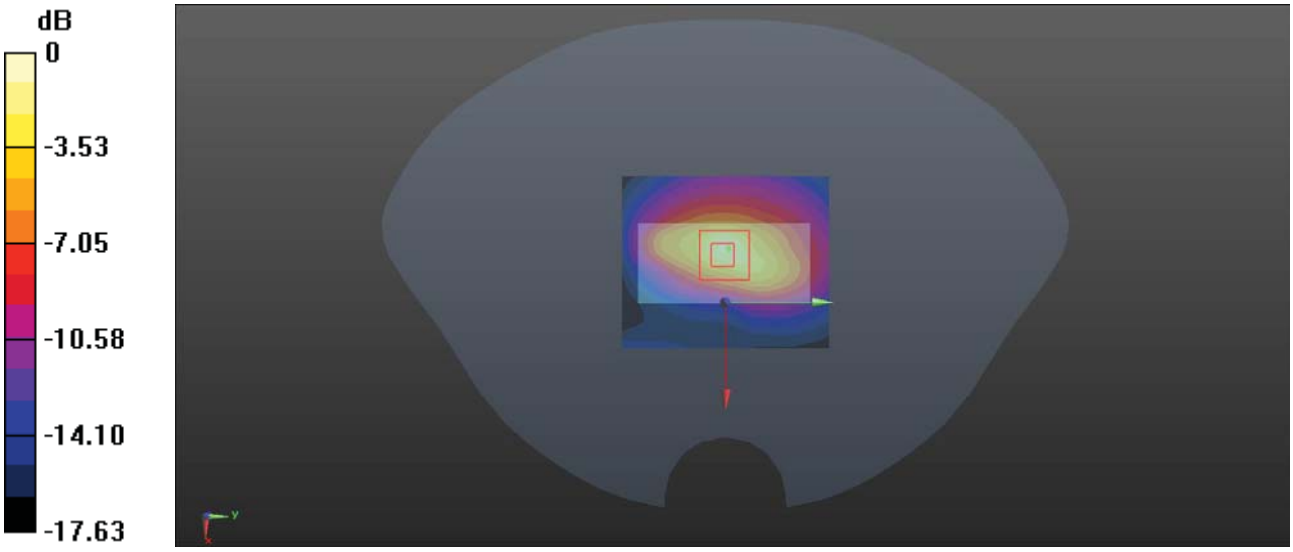

0 dB = 2.39 W/kg = 3.78 dBW/kg

Test Plot 158#: 2.4G Wi-Fi_Mid_Handheld Back

DUT: POS Terminal; Type: N700; Serial: CR22010044-SA-S1

Communication System: CW; Frequency: 2437 MHz;Duty Cycle: 1:1
Medium parameters used: f = 2437 MHz; σ = 1.788 S/m; ε_r = 39.371; ρ = 1000 kg/m^3
Phantom section: Flat Section

DASY5 Configuration:

- Probe: EX3DV4 - SN7329; ConvF(7.42, 7.42, 7.42) @ 2437 MHz; Calibrated: 2021/12/31
- Sensor-Surface: 1.4mm (Mechanical Surface Detection)
- Electronics: DAE4 Sn1354; Calibrated: 2021/9/1
- Phantom: Twin SAM; Type: Twin SAM V5.0; Serial: TP:1412
- Measurement SW: DASY52, Version 52.10 (2); SEMCAD X Version 14.6.12 (7470)

Area Scan (81x71x1): Interpolated grid: dx=1.200 mm, dy=1.200 mm
Maximum value of SAR (interpolated) = 1.57 W/kg

Zoom Scan (5x5x7)/Cube 0: Measurement grid: dx=8mm, dy=8mm, dz=5mm
Reference Value = 3.820 V/m; Power Drift = 0.09 dB
Peak SAR (extrapolated) = 2.00 W/kg
SAR(1 g) = 0.803 W/kg; SAR(10 g) = 0.366 W/kg
Maximum value of SAR (measured) = 1.47 W/kg

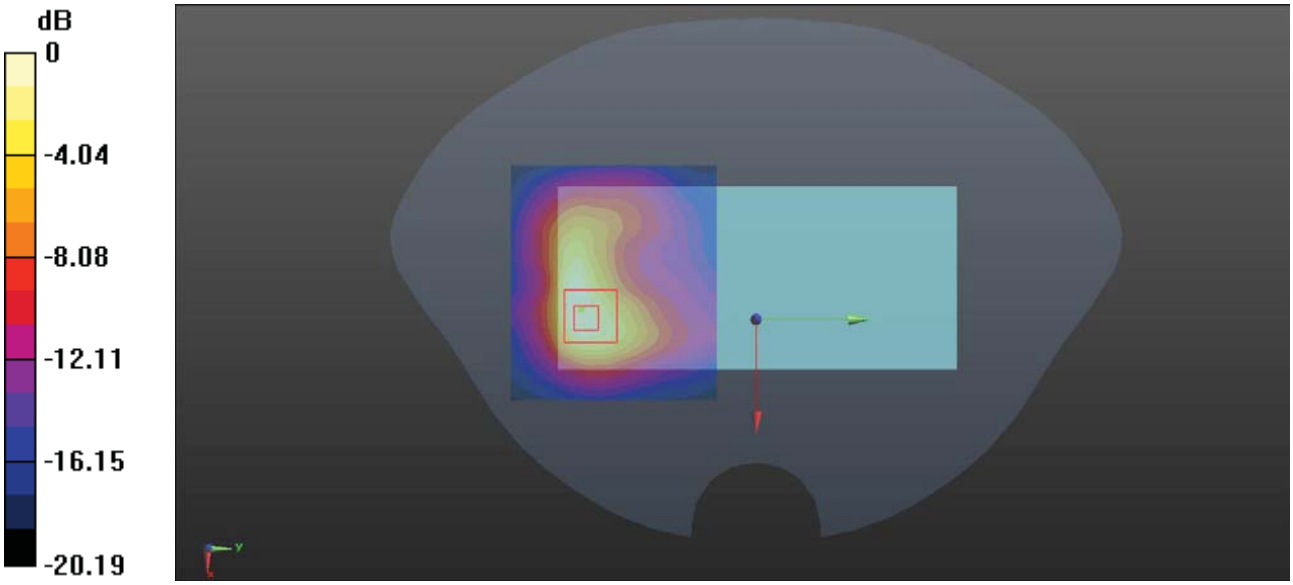

0 dB = 1.47 W/kg = 1.67 dBW/kg

Test Plot 159#: 2.4G Wi-Fi_Mid_Handheld Left

DUT: POS Terminal; Type: N700; Serial: CR22010044-SA-S1

Communication System: CW; Frequency: 2437 MHz;Duty Cycle: 1:1
Medium parameters used: f = 2437 MHz; σ = 1.788 S/m; ε_r = 39.371; ρ = 1000 kg/m^3
Phantom section: Flat Section

DASY5 Configuration:

- Probe: EX3DV4 - SN7329; ConvF(7.42, 7.42, 7.42) @ 2437 MHz; Calibrated: 2021/12/31
- Sensor-Surface: 1.4mm (Mechanical Surface Detection)
- Electronics: DAE4 Sn1354; Calibrated: 2021/9/1
- Phantom: Twin SAM; Type: Twin SAM V5.0; Serial: TP:1412
- Measurement SW: DASY52, Version 52.10 (2); SEMCAD X Version 14.6.12 (7470)

Area Scan (61x161x1): Interpolated grid: dx=1.200 mm, dy=1.200 mm
Maximum value of SAR (interpolated) = 0.551 W/kg

Zoom Scan (5x5x7)/Cube 0: Measurement grid: dx=8mm, dy=8mm, dz=5mm
Reference Value = 5.397 V/m; Power Drift = -0.10 dB
Peak SAR (extrapolated) = 0.636 W/kg
SAR(1 g) = 0.301 W/kg; SAR(10 g) = 0.149 W/kg
Maximum value of SAR (measured) = 0.500 W/kg

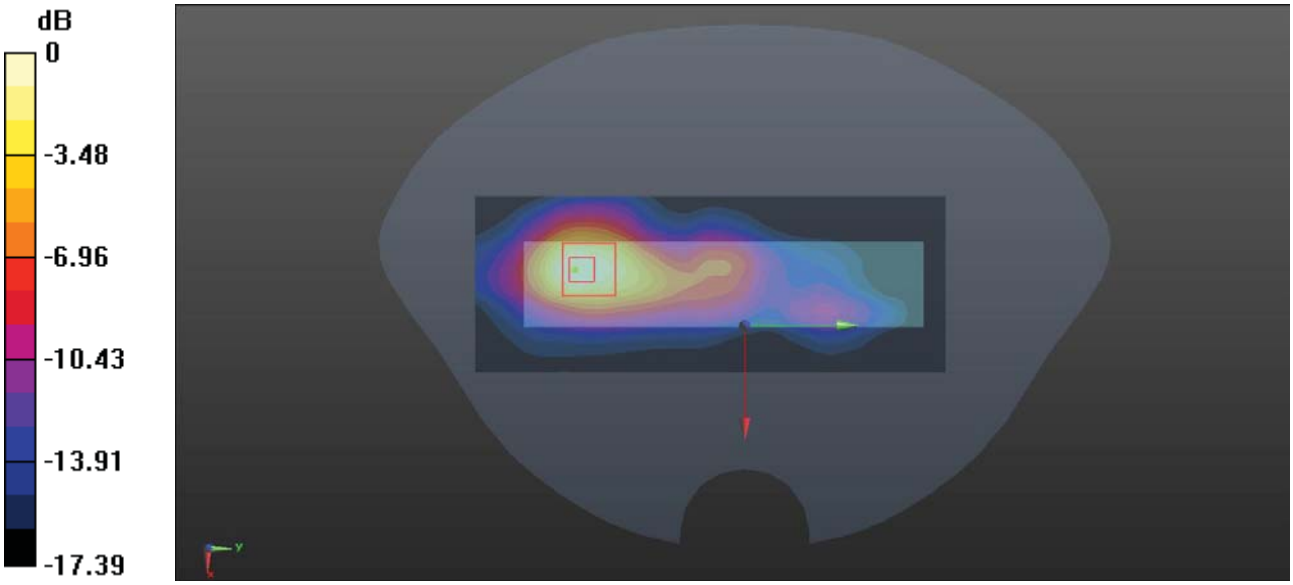

0 dB = 0.500 W/kg = -3.01 dBW/kg

Test Plot 160#: 2.4G Wi-Fi_Mid_Handheld Bottom

DUT: POS Terminal; Type: N700; Serial: CR22010044-SA-S1

Communication System: CW; Frequency: 2437 MHz;Duty Cycle: 1:1
Medium parameters used: f = 2437 MHz; σ = 1.788 S/m; ε_r = 39.371; ρ = 1000 kg/m^3
Phantom section: Flat Section

DASY5 Configuration:

- Probe: EX3DV4 - SN7329; ConvF(7.42, 7.42, 7.42) @ 2437 MHz; Calibrated: 2021/12/31
- Sensor-Surface: 1.4mm (Mechanical Surface Detection)
- Electronics: DAE4 Sn1354; Calibrated: 2021/9/1
- Phantom: Twin SAM; Type: Twin SAM V5.0; Serial: TP:1412
- Measurement SW: DASY52, Version 52.10 (2); SEMCAD X Version 14.6.12 (7470)

Area Scan (71x101x1): Interpolated grid: dx=1.200 mm, dy=1.200 mm
Maximum value of SAR (interpolated) = 1.13 W/kg

Zoom Scan (5x5x7)/Cube 0: Measurement grid: dx=8mm, dy=8mm, dz=5mm
Reference Value = 13.72 V/m; Power Drift = -0.07 dB
Peak SAR (extrapolated) = 1.37 W/kg
SAR(1 g) = 0.513 W/kg; SAR(10 g) = 0.209 W/kg
Maximum value of SAR (measured) = 1.01 W/kg

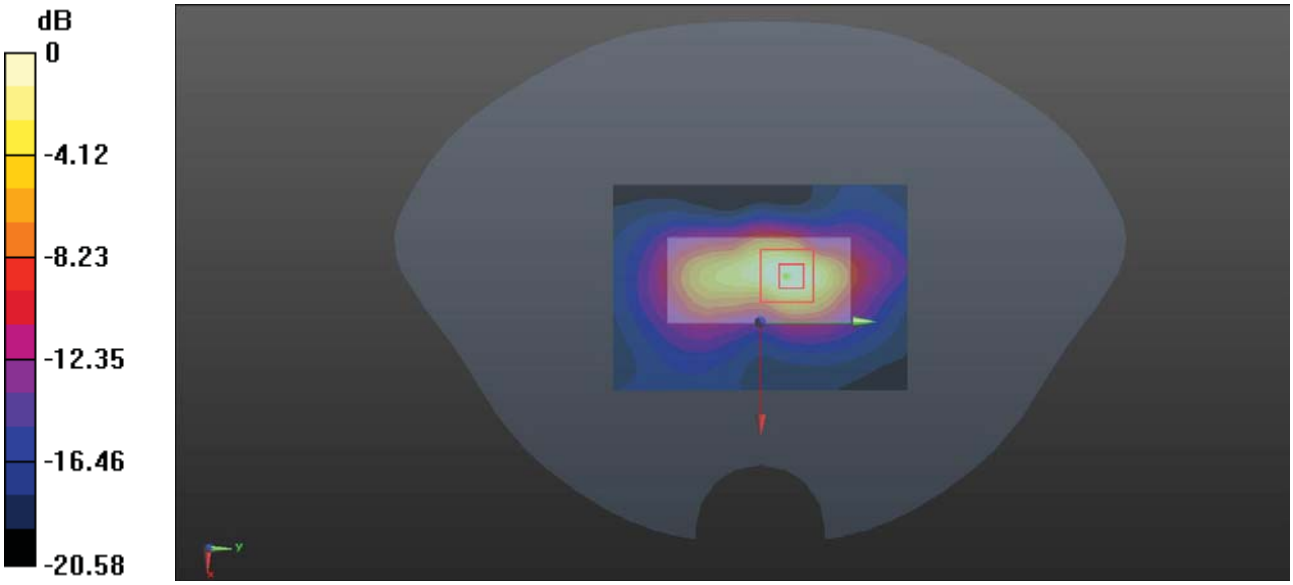

0 dB = 1.01 W/kg = 0.04 dBW/kg

Test Plot 161#: 5.2G Wi-Fi_Mid_Handheld Back

DUT: POS Terminal; Type: N700; Serial: CR22010044-SA-S1

Communication System: 5.2G Wi-Fi; Frequency: 5200 MHz;Duty Cycle: 1:1
Medium parameters used: f = 5200 MHz; σ = 4.687 S/m; ε_r = 36.125; ρ = 1000 kg/m^3
Phantom section: Flat Section

DASY5 Configuration:

- Probe: EX3DV4 - SN7329; ConvF(5.49, 5.49, 5.49) @ 5200 MHz; Calibrated: 2021/12/31
- Sensor-Surface: 1.4mm (Mechanical Surface Detection)
- Electronics: DAE4 Sn1354; Calibrated: 2021/9/1
- Phantom: Twin SAM; Type: Twin SAM V5.0; Serial: TP:1412
- Measurement SW: DASY52, Version 52.10 (2); SEMCAD X Version 14.6.12 (7470)

Area Scan (101x101x1): Interpolated grid: dx=1.000 mm, dy=1.000 mm
Maximum value of SAR (interpolated) = 0.285 W/kg

Zoom Scan (7x7x6)/Cube 0: Measurement grid: dx=4mm, dy=4mm, dz=2mm
Reference Value = 3.082 V/m; Power Drift = -0.01 dB
Peak SAR (extrapolated) = 0.508 W/kg
SAR(1 g) = 0.125 W/kg; SAR(10 g) = 0.046 W/kg
Maximum value of SAR (measured) = 0.324 W/kg

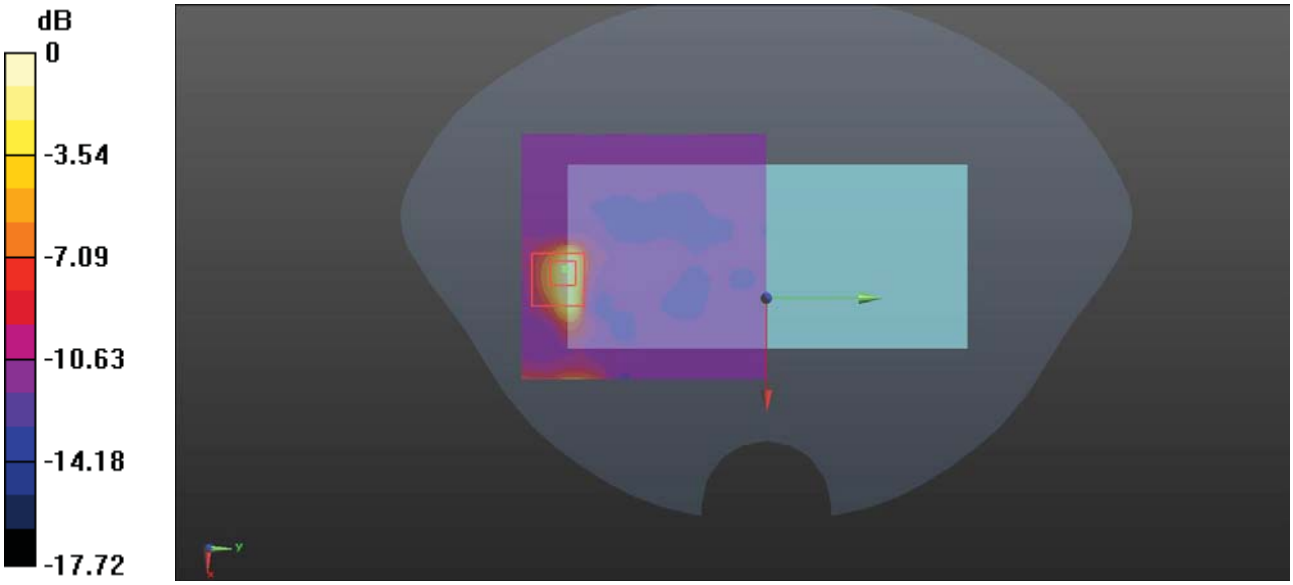

0 dB = 0.324 W/kg = -4.89 dBW/kg

Test Plot 162#: 5.2G Wi-Fi_Mid_Handheld Left

DUT: POS Terminal; Type: N700; Serial: CR22010044-SA-S1

Communication System: 5.2G Wi-Fi; Frequency: 5200 MHz;Duty Cycle: 1:1
Medium parameters used: f = 5200 MHz; σ = 4.687 S/m; ε_r = 36.125; ρ = 1000 kg/m^3
Phantom section: Flat Section

DASY5 Configuration:

- Probe: EX3DV4 - SN7329; ConvF(5.49, 5.49, 5.49) @ 5200 MHz; Calibrated: 2021/12/31
- Sensor-Surface: 1.4mm (Mechanical Surface Detection)
- Electronics: DAE4 Sn1354; Calibrated: 2021/9/1
- Phantom: Twin SAM; Type: Twin SAM V5.0; Serial: TP:1412
- Measurement SW: DASY52, Version 52.10 (2); SEMCAD X Version 14.6.12 (7470)

Area Scan (71x201x1): Interpolated grid: dx=1.000 mm, dy=1.000 mm
Maximum value of SAR (interpolated) = 0.0348 W/kg

Zoom Scan (7x7x6)/Cube 0: Measurement grid: dx=4mm, dy=4mm, dz=2mm
Reference Value = 2.721 V/m; Power Drift = 0.09 dB
Peak SAR (extrapolated) = 0.0720 W/kg
SAR(1 g) = 0.036 W/kg; SAR(10 g) = 0.027 W/kg
Maximum value of SAR (measured) = 0.0505 W/kg

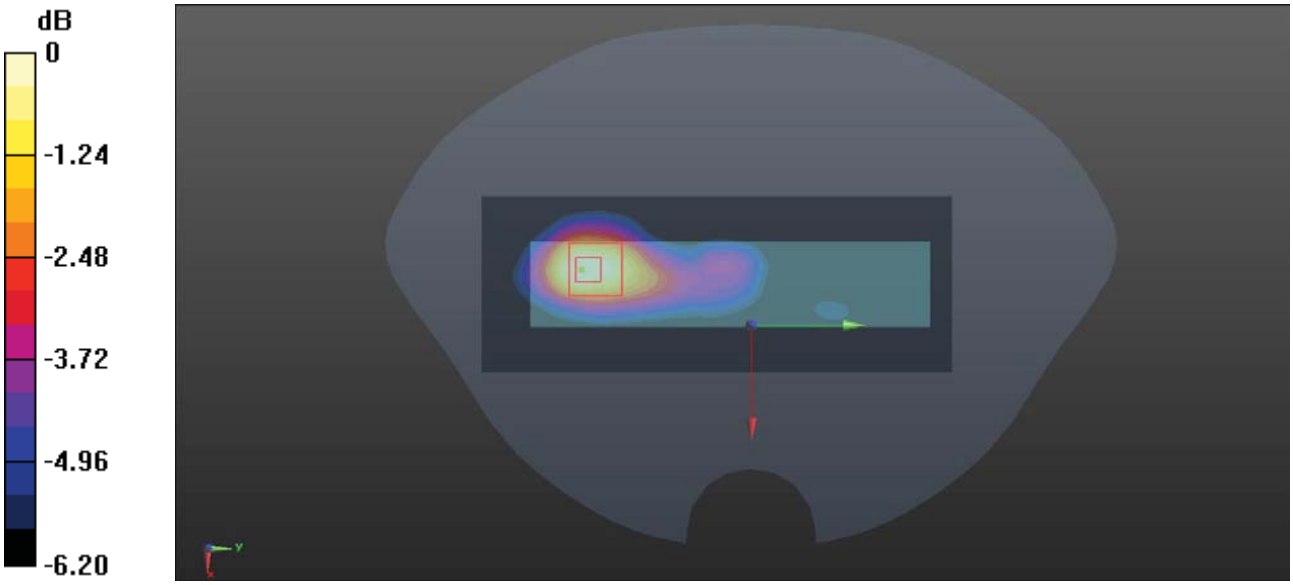

0 dB = 0.0505 W/kg = -12.97 dBW/kg

Test Plot 163#: 5.2G Wi-Fi_Mid_Handheld Bottom

DUT: POS Terminal; Type: N700; Serial: CR22010044-SA-S1

Communication System: 5.2G Wi-Fi; Frequency: 5200 MHz;Duty Cycle: 1:1
Medium parameters used: f = 5200 MHz; σ = 4.687 S/m; ε_r = 36.125; ρ = 1000 kg/m^3
Phantom section: Flat Section

DASY5 Configuration:

- Probe: EX3DV4 - SN7329; ConvF(5.49, 5.49, 5.49) @ 5200 MHz; Calibrated: 2021/12/31
- Sensor-Surface: 1.4mm (Mechanical Surface Detection)
- Electronics: DAE4 Sn1354; Calibrated: 2021/9/1
- Phantom: Twin SAM; Type: Twin SAM V5.0; Serial: TP:1412
- Measurement SW: DASY52, Version 52.10 (2); SEMCAD X Version 14.6.12 (7470)

Area Scan (81x111x1): Interpolated grid: dx=1.000 mm, dy=1.000 mm
Maximum value of SAR (interpolated) = 0.290 W/kg

Zoom Scan (7x7x6)/Cube 0: Measurement grid: dx=4mm, dy=4mm, dz=2mm
Reference Value = 3.084 V/m; Power Drift = 0.17 dB
Peak SAR (extrapolated) = 0.461 W/kg
SAR(1 g) = 0.110 W/kg; SAR(10 g) = 0.047 W/kg
Maximum value of SAR (measured) = 0.246 W/kg

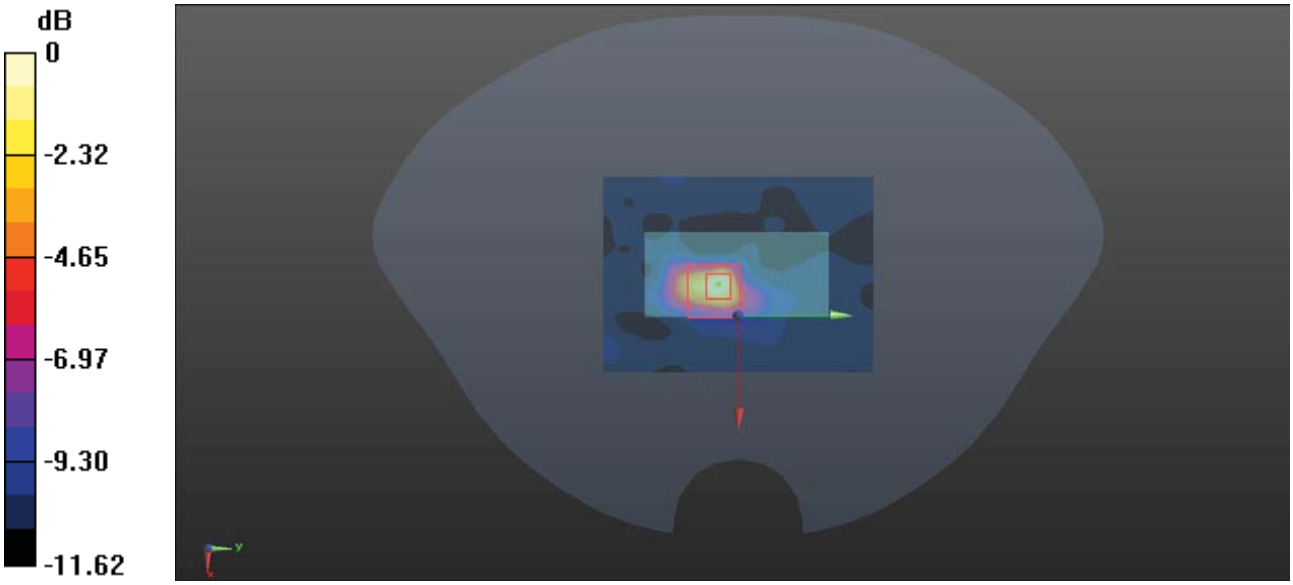

0 dB = 0.246 W/kg = -6.09 dBW/kg

Test Plot 164#: 5.3G Wi-Fi_Mid_Handheld Back

DUT: POS Terminal; Type: N700; Serial: CR22010044-SA-S1

Communication System: 5.3G Wi-Fi; Frequency: 5280 MHz;Duty Cycle: 1:1
Medium parameters used: f = 5280 MHz; σ = 4.767 S/m; ε_r = 35.904; ρ = 1000 kg/m^3
Phantom section: Flat Section

DASY5 Configuration:

- Probe: EX3DV4 - SN7329; ConvF(5.2, 5.2, 5.2) @ 5280 MHz; Calibrated: 2021/12/31
- Sensor-Surface: 1.4mm (Mechanical Surface Detection)
- Electronics: DAE4 Sn1354; Calibrated: 2021/9/1
- Phantom: Twin SAM; Type: Twin SAM V5.0; Serial: TP:1412
- Measurement SW: DASY52, Version 52.10 (2); SEMCAD X Version 14.6.12 (7470)

Area Scan (121x101x1): Interpolated grid: dx=1.000 mm, dy=1.000 mm
Maximum value of SAR (interpolated) = 0.586 W/kg

Zoom Scan (7x7x6)/Cube 0: Measurement grid: dx=4mm, dy=4mm, dz=2mm
Reference Value = 2.723 V/m; Power Drift = 0.09 dB
Peak SAR (extrapolated) = 0.969 W/kg
SAR(1 g) = 0.158 W/kg; SAR(10 g) = 0.063 W/kg
Maximum value of SAR (measured) = 0.531 W/kg

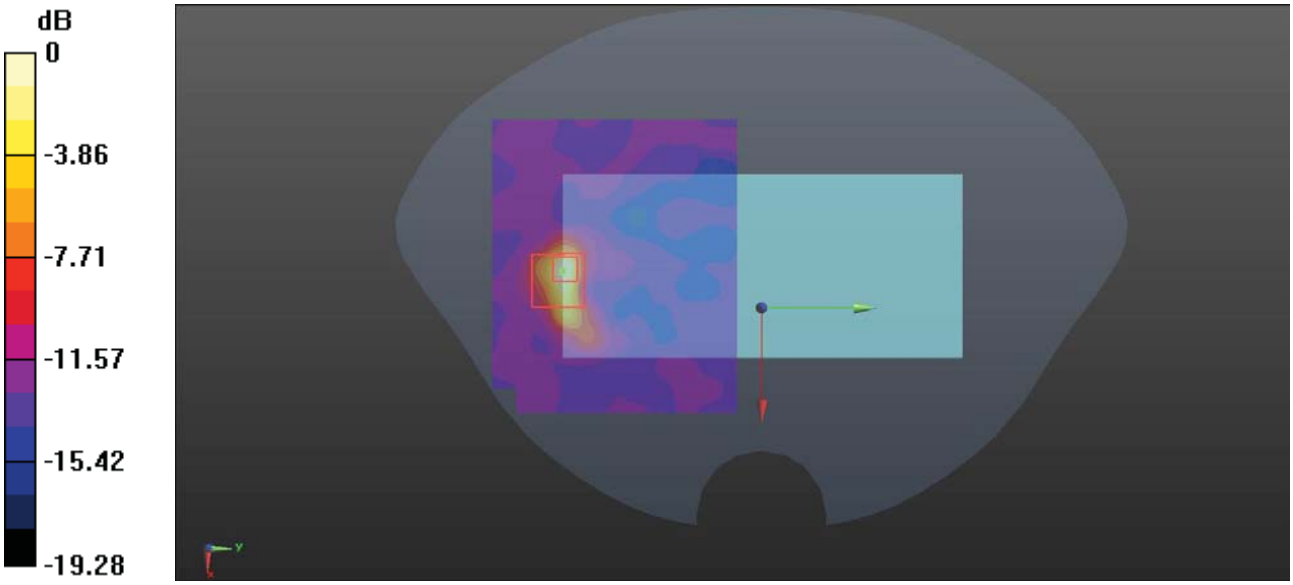

0 dB = 0.531 W/kg = -2.75 dBW/kg

Test Plot 165#: 5.3G Wi-Fi_Mid_Handheld Left

DUT: POS Terminal; Type: N700; Serial: CR22010044-SA-S1

Communication System: 5.3G Wi-Fi; Frequency: 5280 MHz;Duty Cycle: 1:1
Medium parameters used: f = 5280 MHz; σ = 4.767 S/m; ε_r = 35.904; ρ = 1000 kg/m^3
Phantom section: Flat Section

DASY5 Configuration:

- Probe: EX3DV4 - SN7329; ConvF(5.2, 5.2, 5.2) @ 5280 MHz; Calibrated: 2021/12/31
- Sensor-Surface: 1.4mm (Mechanical Surface Detection)
- Electronics: DAE4 Sn1354; Calibrated: 2021/9/1
- Phantom: Twin SAM; Type: Twin SAM V5.0; Serial: TP:1412
- Measurement SW: DASY52, Version 52.10 (2); SEMCAD X Version 14.6.12 (7470)

Area Scan (71x181x1): Interpolated grid: dx=1.000 mm, dy=1.000 mm
Maximum value of SAR (interpolated) = 0.0281 W/kg

Zoom Scan (7x7x6)/Cube 0: Measurement grid: dx=4mm, dy=4mm, dz=2mm
Reference Value = 2.204 V/m; Power Drift = 0.08 dB
Peak SAR (extrapolated) = 0.0320 W/kg
SAR(1 g) = 0.028 W/kg; SAR(10 g) = 0.027 W/kg
Maximum value of SAR (measured) = 0.0310 W/kg

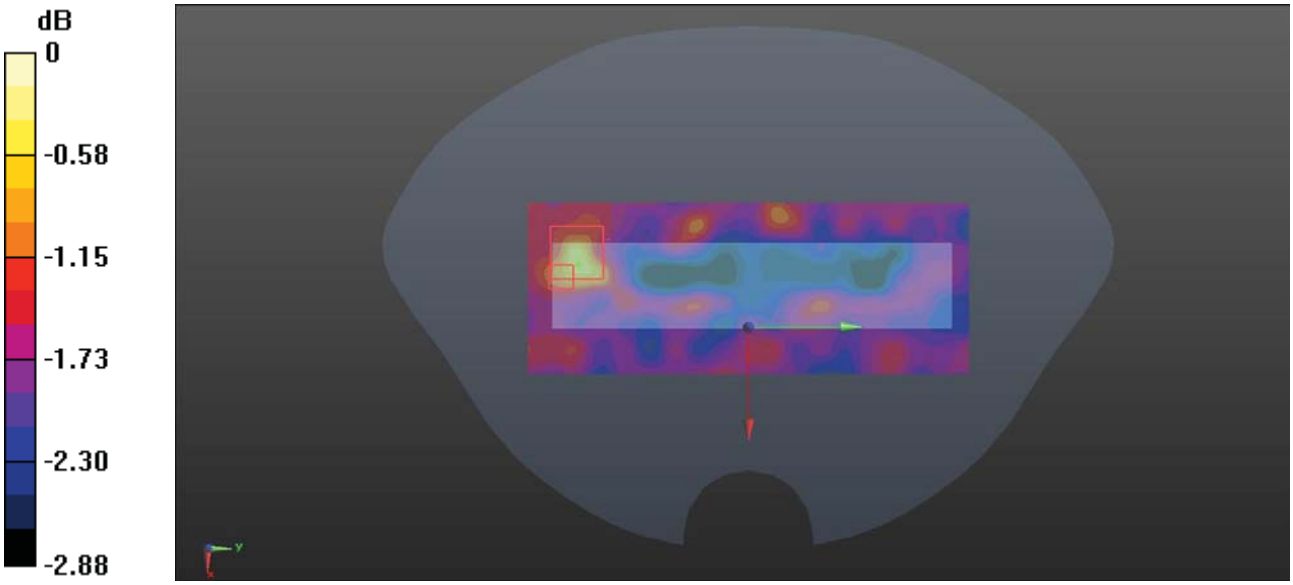

0 dB = 0.0310 W/kg = -15.09 dBW/kg

Test Plot 166#: 5.3G Wi-Fi_Mid_Handheld Bottom

DUT: POS Terminal; Type: N700; Serial: CR22010044-SA-S1

Communication System: 5.3G Wi-Fi; Frequency: 5280 MHz;Duty Cycle: 1:1
Medium parameters used: f = 5280 MHz; σ = 4.767 S/m; ε_r = 35.904; ρ = 1000 kg/m^3
Phantom section: Flat Section

DASY5 Configuration:

- Probe: EX3DV4 - SN7329; ConvF(5.2, 5.2, 5.2) @ 5280 MHz; Calibrated: 2021/12/31
- Sensor-Surface: 1.4mm (Mechanical Surface Detection)
- Electronics: DAE4 Sn1354; Calibrated: 2021/9/1
- Phantom: Twin SAM; Type: Twin SAM V5.0; Serial: TP:1412
- Measurement SW: DASY52, Version 52.10 (2); SEMCAD X Version 14.6.12 (7470)

Area Scan (91x121x1): Interpolated grid: dx=1.000 mm, dy=1.000 mm
Maximum value of SAR (interpolated) = 0.511 W/kg

Zoom Scan (7x7x6)/Cube 0: Measurement grid: dx=4mm, dy=4mm, dz=2mm
Reference Value = 5.182 V/m; Power Drift = -0.17 dB
Peak SAR (extrapolated) = 0.817 W/kg
SAR(1 g) = 0.188 W/kg; SAR(10 g) = 0.068 W/kg
Maximum value of SAR (measured) = 0.431 W/kg

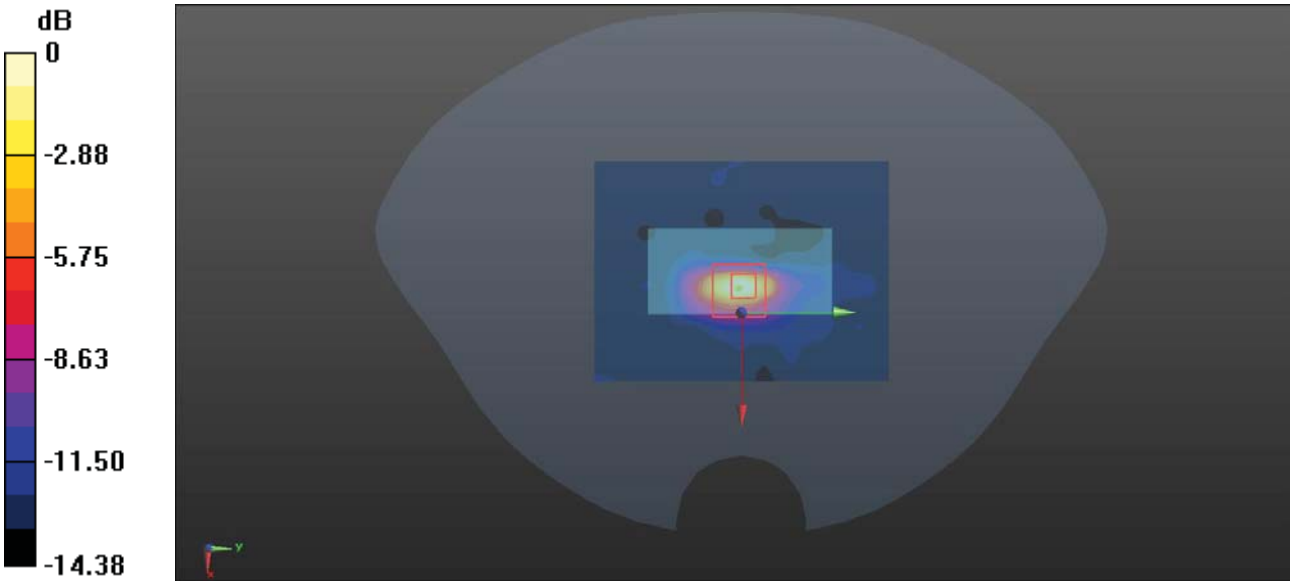

0 dB = 0.431 W/kg = -3.66 dBW/kg

Test Plot 167#: 5.6G Wi-Fi_Mid_Handheld Back

DUT: POS Terminal; Type: N700; Serial: CR22010044-SA-S1

Communication System: 5.6G Wi-Fi; Frequency: 5580 MHz;Duty Cycle: 1:1
Medium parameters used: f = 5580 MHz; σ = 5.011 S/m; ε_r = 35.624; ρ = 1000 kg/m^3
Phantom section: Flat Section

DASY5 Configuration:

- Probe: EX3DV4 - SN7329; ConvF(4.77, 4.77, 4.77) @ 5580 MHz; Calibrated: 2021/12/31
- Sensor-Surface: 1.4mm (Mechanical Surface Detection)
- Electronics: DAE4 Sn1354; Calibrated: 2021/9/1
- Phantom: Twin SAM; Type: Twin SAM V5.0; Serial: TP:1412
- Measurement SW: DASY52, Version 52.10 (2); SEMCAD X Version 14.6.12 (7470)

Area Scan (121x101x1): Interpolated grid: dx=1.000 mm, dy=1.000 mm
Maximum value of SAR (interpolated) = 2.07 W/kg

Zoom Scan (7x7x6)/Cube 0: Measurement grid: dx=4mm, dy=4mm, dz=2mm
Reference Value = 2.837 V/m; Power Drift = -0.06 dB
Peak SAR (extrapolated) = 3.81 W/kg
SAR(1 g) = 0.976 W/kg; SAR(10 g) = 0.374 W/kg
Maximum value of SAR (measured) = 2.33 W/kg

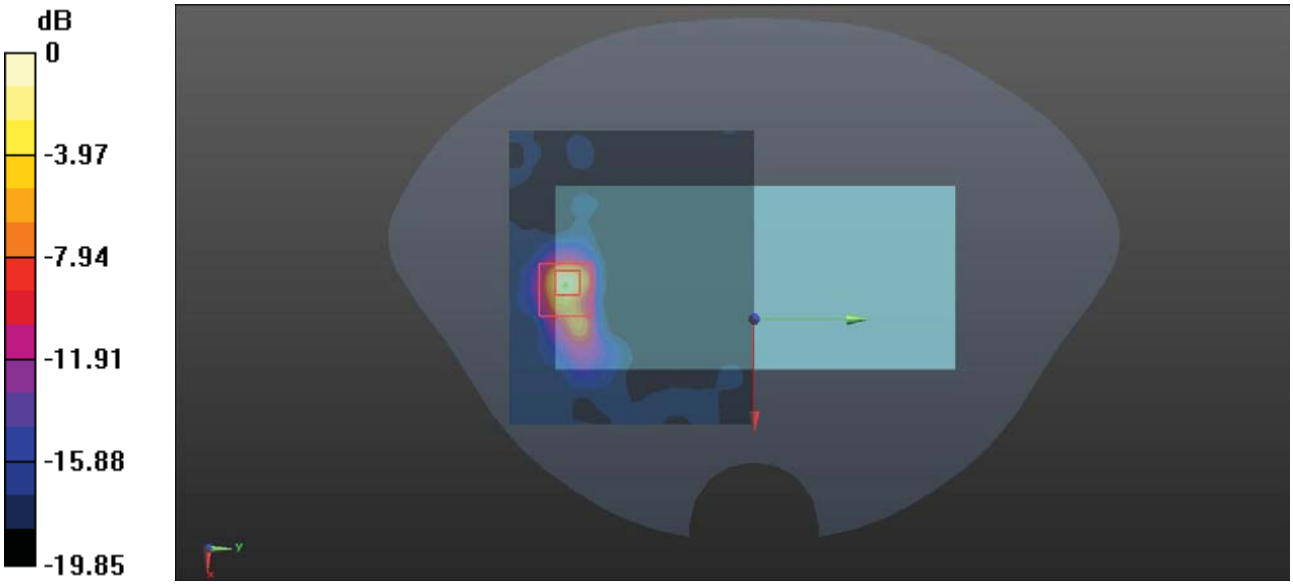

0 dB = 2.33 W/kg = 3.67 dBW/kg

Test Plot 168#: 5.6G Wi-Fi_Mid_Handheld Left

DUT: POS Terminal; Type: N700; Serial: CR22010044-SA-S1

Communication System: 5.6G Wi-Fi; Frequency: 5580 MHz;Duty Cycle: 1:1
Medium parameters used: f = 5580 MHz; σ = 5.011 S/m; ε_r = 35.624; ρ = 1000 kg/m^3
Phantom section: Flat Section

DASY5 Configuration:

- Probe: EX3DV4 - SN7329; ConvF(4.77, 4.77, 4.77) @ 5580 MHz; Calibrated: 2021/12/31
- Sensor-Surface: 1.4mm (Mechanical Surface Detection)
- Electronics: DAE4 Sn1354; Calibrated: 2021/9/1
- Phantom: Twin SAM; Type: Twin SAM V5.0; Serial: TP:1412
- Measurement SW: DASY52, Version 52.10 (2); SEMCAD X Version 14.6.12 (7470)

Area Scan (71x201x1): Interpolated grid: dx=1.000 mm, dy=1.000 mm
Maximum value of SAR (interpolated) = 0.108 W/kg

Zoom Scan (7x7x6)/Cube 0: Measurement grid: dx=4mm, dy=4mm, dz=2mm
Reference Value = 2.121 V/m; Power Drift = 0.09 dB
Peak SAR (extrapolated) = 0.514 W/kg
SAR(1 g) = 0.163 W/kg; SAR(10 g) = 0.089 W/kg
Maximum value of SAR (measured) = 0.424 W/kg

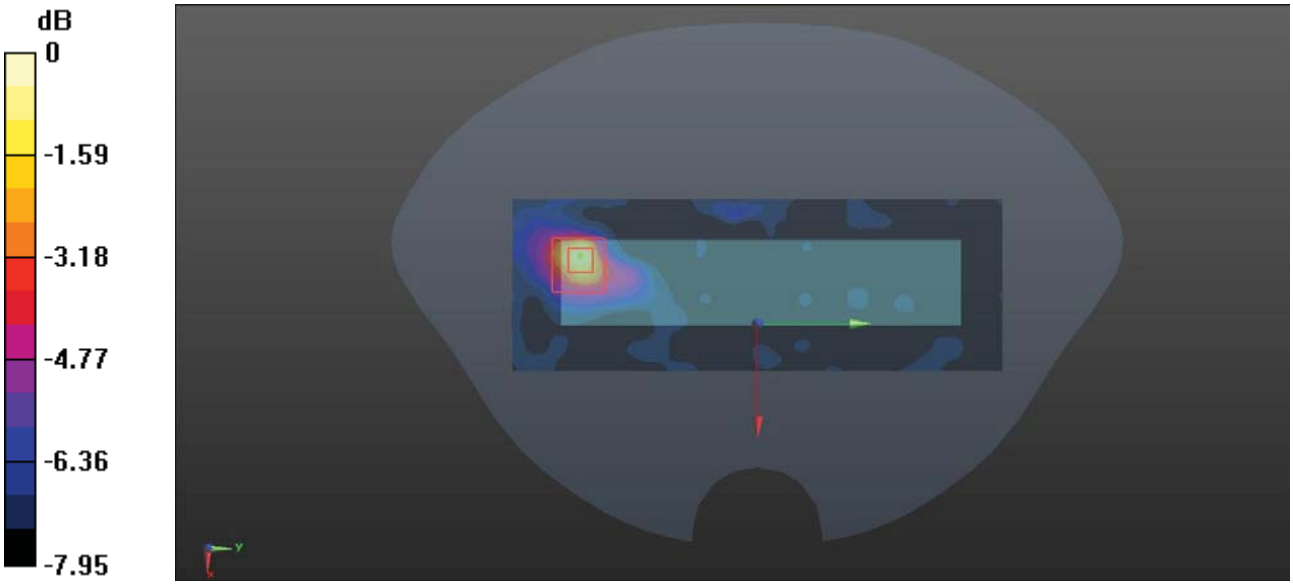

0 dB = 0.424 W/kg = -3.73 dBW/kg

Test Plot 169#: 5.6G Wi-Fi_Mid_Handheld Bottom

DUT: POS Terminal; Type: N700; Serial: CR22010044-SA-S1

Communication System: 5.6G Wi-Fi; Frequency: 5580 MHz;Duty Cycle: 1:1
Medium parameters used: f = 5580 MHz; σ = 5.011 S/m; ε_r = 35.624; ρ = 1000 kg/m^3
Phantom section: Flat Section

DASY5 Configuration:

- Probe: EX3DV4 - SN7329; ConvF(4.77, 4.77, 4.77) @ 5580 MHz; Calibrated: 2021/12/31
- Sensor-Surface: 1.4mm (Mechanical Surface Detection)
- Electronics: DAE4 Sn1354; Calibrated: 2021/9/1
- Phantom: Twin SAM; Type: Twin SAM V5.0; Serial: TP:1412
- Measurement SW: DASY52, Version 52.10 (2); SEMCAD X Version 14.6.12 (7470)

Area Scan (81x121x1): Interpolated grid: dx=1.000 mm, dy=1.000 mm
Maximum value of SAR (interpolated) = 0.840 W/kg

Zoom Scan (7x7x6)/Cube 0: Measurement grid: dx=4mm, dy=4mm, dz=2mm
Reference Value = 3.385 V/m; Power Drift = 0.06 dB
Peak SAR (extrapolated) = 1.84 W/kg
SAR(1 g) = 0.381 W/kg; SAR(10 g) = 0.116 W/kg
Maximum value of SAR (measured) = 0.846 W/kg

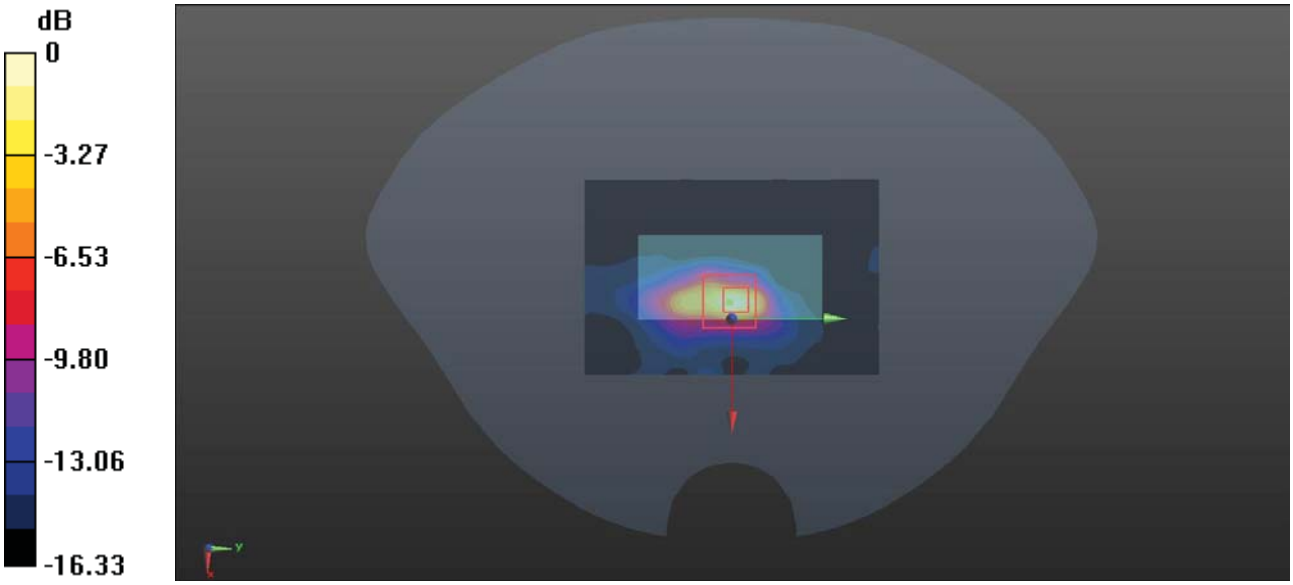

0 dB = 0.846 W/kg = -0.73 dBW/kg

Test Plot 170#: 5.8G Wi-Fi_Mid_Handheld Back

DUT: POS Terminal; Type: N700; Serial: CR22010044-SA-S1

Communication System: 5.8G Wi-Fi; Frequency: 5785 MHz;Duty Cycle: 1:1
Medium parameters used: f = 5785 MHz; σ = 5.257 S/m; ε_r = 35.203; ρ = 1000 kg/m^3
Phantom section: Flat Section

DASY5 Configuration:

- Probe: EX3DV4 - SN7329; ConvF(4.75, 4.75, 4.75) @ 5785 MHz; Calibrated: 2021/12/31
- Sensor-Surface: 1.4mm (Mechanical Surface Detection)
- Electronics: DAE4 Sn1354; Calibrated: 2021/9/1
- Phantom: Twin SAM; Type: Twin SAM V5.0; Serial: TP:1412
- Measurement SW: DASY52, Version 52.10 (2); SEMCAD X Version 14.6.12 (7470)

Area Scan (121x111x1): Interpolated grid: dx=1.000 mm, dy=1.000 mm
Maximum value of SAR (interpolated) = 0.999 W/kg

Zoom Scan (7x7x6)/Cube 0: Measurement grid: dx=4mm, dy=4mm, dz=2mm
Reference Value = 2.187 V/m; Power Drift = 0.03 dB
Peak SAR (extrapolated) = 2.32 W/kg
SAR(1 g) = 0.391 W/kg; SAR(10 g) = 0.092 W/kg
Maximum value of SAR (measured) = 0.993 W/kg

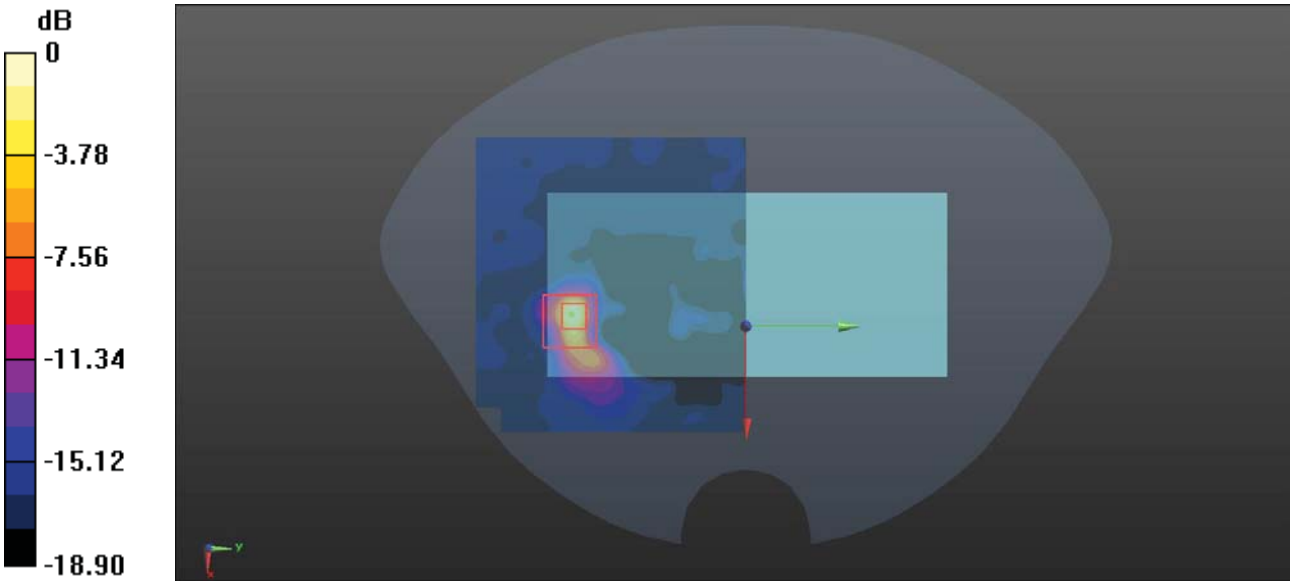

0 dB = 0.993 W/kg = -0.03 dBW/kg

Test Plot 171#: 5.8G Wi-Fi_Mid_Handheld Left

DUT: POS Terminal; Type: N700; Serial: CR22010044-SA-S1

Communication System: 5.8G Wi-Fi; Frequency: 5785 MHz;Duty Cycle: 1:1
Medium parameters used: f = 5785 MHz; σ = 5.257 S/m; ε_r = 35.203; ρ = 1000 kg/m^3
Phantom section: Flat Section

DASY5 Configuration:

- Probe: EX3DV4 - SN7329; ConvF(4.75, 4.75, 4.75) @ 5785 MHz; Calibrated: 2021/12/31
- Sensor-Surface: 1.4mm (Mechanical Surface Detection)
- Electronics: DAE4 Sn1354; Calibrated: 2021/9/1
- Phantom: Twin SAM; Type: Twin SAM V5.0; Serial: TP:1412
- Measurement SW: DASY52, Version 52.10 (2); SEMCAD X Version 14.6.12 (7470)

Area Scan (71x201x1): Interpolated grid: dx=1.000 mm, dy=1.000 mm
Maximum value of SAR (interpolated) = 0.0630 W/kg

Zoom Scan (7x7x6)/Cube 0: Measurement grid: dx=4mm, dy=4mm, dz=2mm
Reference Value = 1.935 V/m; Power Drift = 0.02 dB
Peak SAR (extrapolated) = 0.257 W/kg
SAR(1 g) = 0.040 W/kg; SAR(10 g) = 0.032 W/kg
Maximum value of SAR (measured) = 0.0583 W/kg

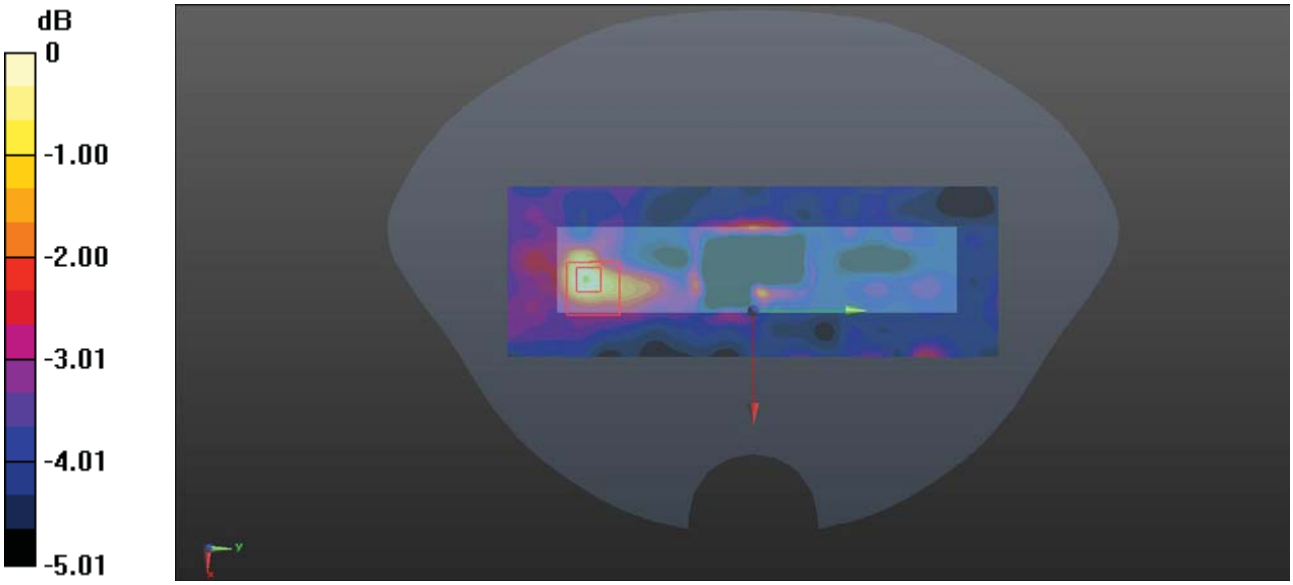

0 dB = 0.0583 W/kg = -12.34 dBW/kg

Test Plot 172#: 5.8G Wi-Fi_Mid_Handheld Bottom

DUT: POS Terminal; Type: N700; Serial: CR22010044-SA-S1

Communication System: 5.8G Wi-Fi; Frequency: 5785 MHz;Duty Cycle: 1:1
Medium parameters used: f = 5785 MHz; σ = 5.257 S/m; ε_r = 35.203; ρ = 1000 kg/m^3
Phantom section: Flat Section

DASY5 Configuration:

- Probe: EX3DV4 - SN7329; ConvF(4.75, 4.75, 4.75) @ 5785 MHz; Calibrated: 2021/12/31
- Sensor-Surface: 1.4mm (Mechanical Surface Detection)
- Electronics: DAE4 Sn1354; Calibrated: 2021/9/1
- Phantom: Twin SAM; Type: Twin SAM V5.0; Serial: TP:1412
- Measurement SW: DASY52, Version 52.10 (2); SEMCAD X Version 14.6.12 (7470)

Area Scan (81x121x1): Interpolated grid: dx=1.000 mm, dy=1.000 mm
Maximum value of SAR (interpolated) = 0.512 W/kg

Zoom Scan (7x7x6)/Cube 0: Measurement grid: dx=4mm, dy=4mm, dz=2mm
Reference Value = 2.423 V/m; Power Drift = 0.10 dB
Peak SAR (extrapolated) = 1.09 W/kg
SAR(1 g) = 0.278 W/kg; SAR(10 g) = 0.142 W/kg
Maximum value of SAR (measured) = 0.447 W/kg

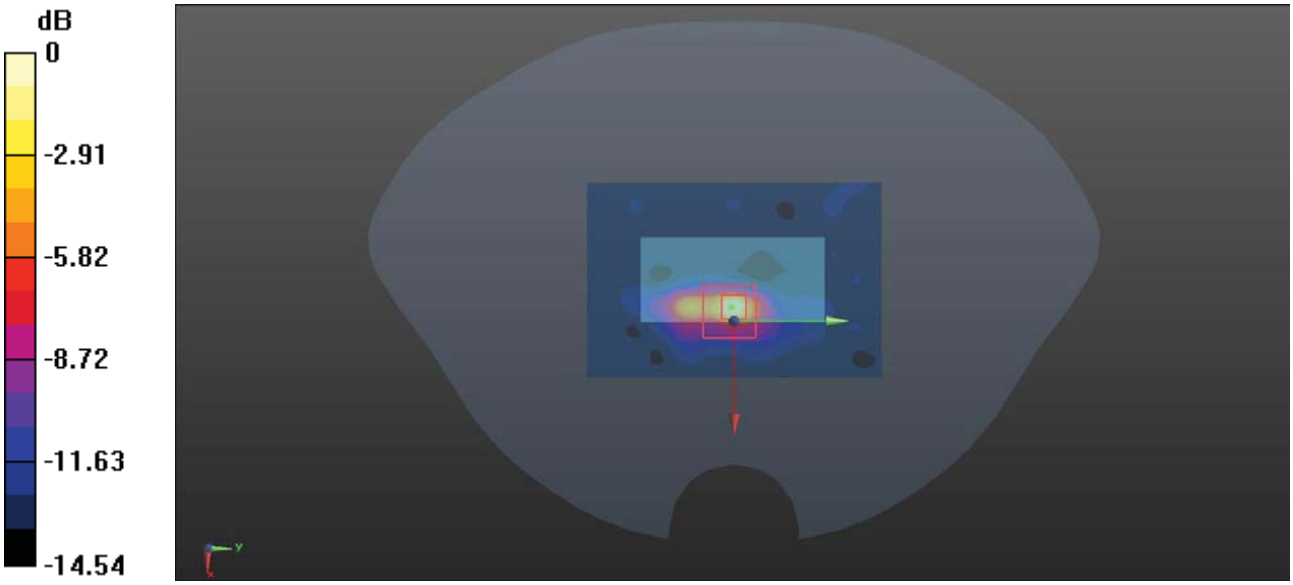

0 dB = 0.447 W/kg = -3.50 dBW/kg

Test Plot 173#: BT_Mid_Handheld Back

DUT: POS Terminal; Type: N700; Serial: CR22010044-SA-S1

Communication System: Bluetooth; Frequency: 2440 MHz;Duty Cycle: 1:1.28
Medium parameters used: f = 2440 MHz; σ = 1.803 S/m; ε_r = 39.254; ρ = 1000 kg/m^3
Phantom section: Flat Section

DASY5 Configuration:

- Probe: EX3DV4 - SN7329; ConvF(7.42, 7.42, 7.42) @ 2440 MHz; Calibrated: 2021/12/31
- Sensor-Surface: 1.4mm (Mechanical Surface Detection)
- Electronics: DAE4 Sn1354; Calibrated: 2021/9/1
- Phantom: Twin SAM; Type: Twin SAM V5.0; Serial: TP:1412
- Measurement SW: DASY52, Version 52.10 (2); SEMCAD X Version 14.6.12 (7470)

Area Scan (101x81x1): Interpolated grid: dx=1.200 mm, dy=1.200 mm
Maximum value of SAR (interpolated) = 0.578 W/kg

Zoom Scan (5x5x7)/Cube 0: Measurement grid: dx=8mm, dy=8mm, dz=5mm
Reference Value = 3.347 V/m; Power Drift = -0.03 dB
Peak SAR (extrapolated) = 0.834 W/kg
SAR(1 g) = 0.258 W/kg; SAR(10 g) = 0.123 W/kg
Maximum value of SAR (measured) = 0.509 W/kg

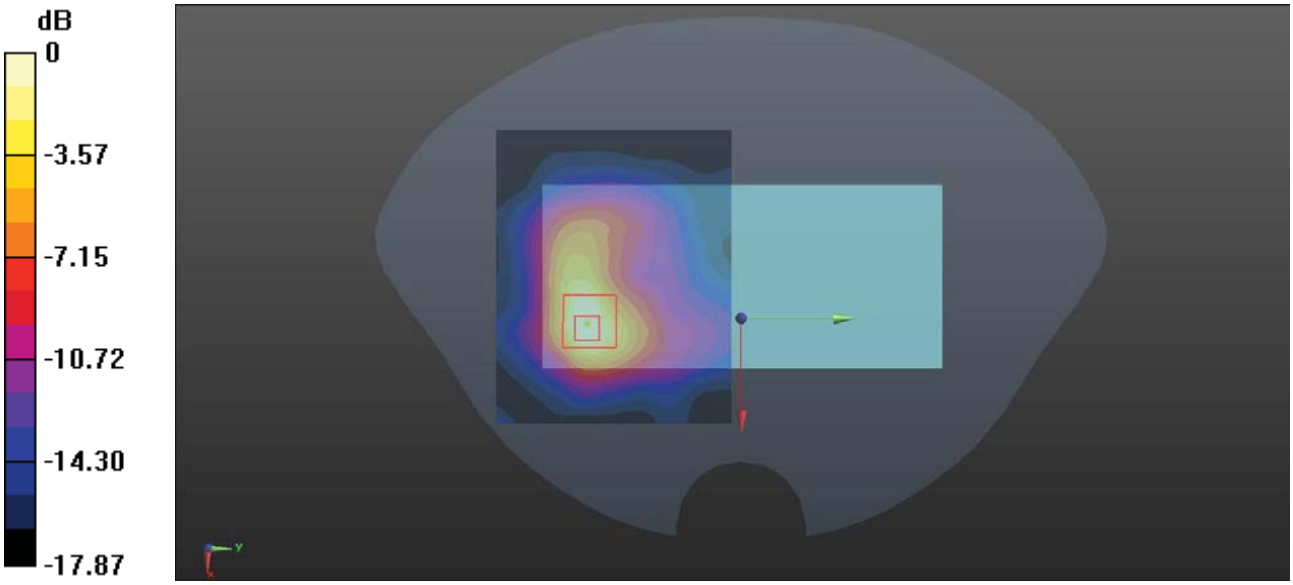

0 dB = 0.509 W/kg = -2.93 dBW/kg

Test Plot 174#: BT_Mid_Handheld Bottom

DUT: POS Terminal; Type: N700; Serial: CR22010044-SA-S1

Communication System: Bluetooth; Frequency: 2440 MHz;Duty Cycle: 1:1.28
Medium parameters used: f = 2440 MHz; σ = 1.803 S/m; ε_r = 39.254; ρ = 1000 kg/m^3
Phantom section: Flat Section

DASY5 Configuration:

- Probe: EX3DV4 - SN7329; ConvF(7.42, 7.42, 7.42) @ 2440 MHz; Calibrated: 2021/12/31
- Sensor-Surface: 1.4mm (Mechanical Surface Detection)
- Electronics: DAE4 Sn1354; Calibrated: 2021/9/1
- Phantom: Twin SAM; Type: Twin SAM V5.0; Serial: TP:1412
- Measurement SW: DASY52, Version 52.10 (2); SEMCAD X Version 14.6.12 (7470)

Area Scan (71x101x1): Interpolated grid: dx=1.200 mm, dy=1.200 mm
Maximum value of SAR (interpolated) = 0.341 W/kg

Zoom Scan (5x5x7)/Cube 0: Measurement grid: dx=8mm, dy=8mm, dz=5mm
Reference Value = 6.700 V/m; Power Drift = -0.09 dB
Peak SAR (extrapolated) = 0.431 W/kg
SAR(1 g) = 0.150 W/kg; SAR(10 g) = 0.064 W/kg
Maximum value of SAR (measured) = 0.305 W/kg

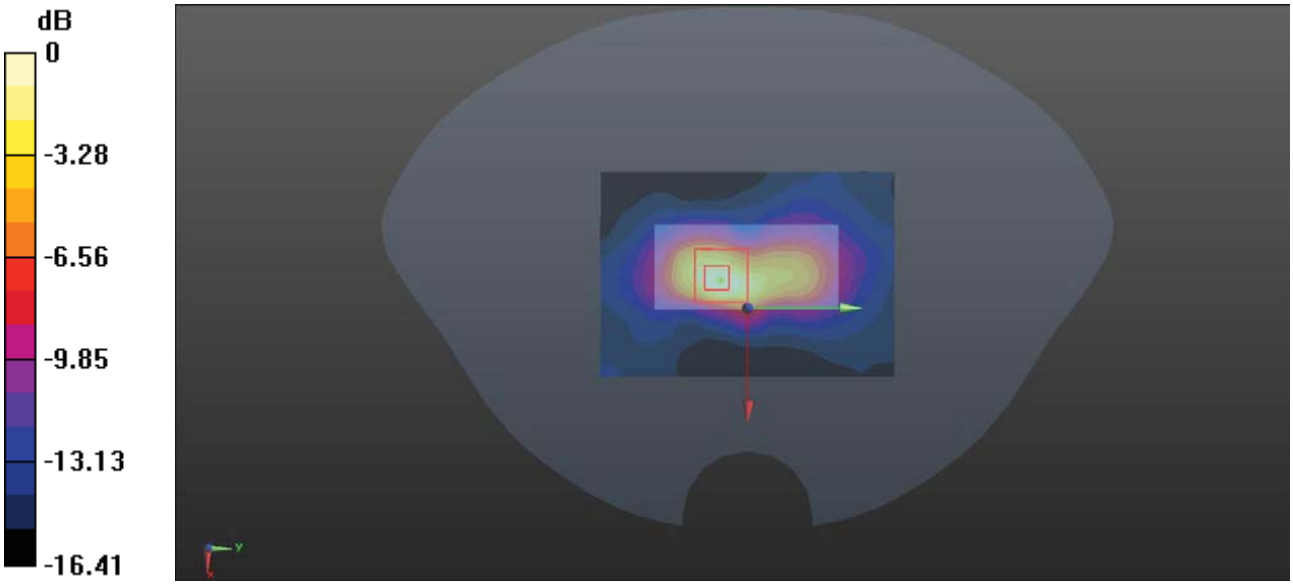

0 dB = 0.305 W/kg = -5.16 dBW/kg