	Annex B: Measurement Results
	Tested Model : Prime P10
	Report Number: FCC170780757A-SAR

MEASUREMENT 1

Type: Phone measurement (Complete)

Date of measurement: 4/7/2017

Measurement duration: 8 minutes 10 seconds

A. Experimental conditions.

Area Scan	dx=15mm dy=15mm, h= 5.00 mm
ZoomScan	5x5x7,dx=8mm dy=8mm dz=5mm,Complete, h= 5.00 mm
Phantom	Right head
Device Position	Cheek
Band	CUSTOM (GPRS850 4Tx)
Channels	Low
Signal	Duty Cycle: 2.00 (Crest factor: 2.0)
Conversion factor	4.93

B. SAR Measurement Results

Frequency (MHz)	824.200012
Relative permittivity (real part)	41.550823
Relative permittivity (imaginary part)	19.649035
Conductivity (S/m)	0.899707
Variation (%)	-1.260000

SURFACE SAR	VOLUME SAR
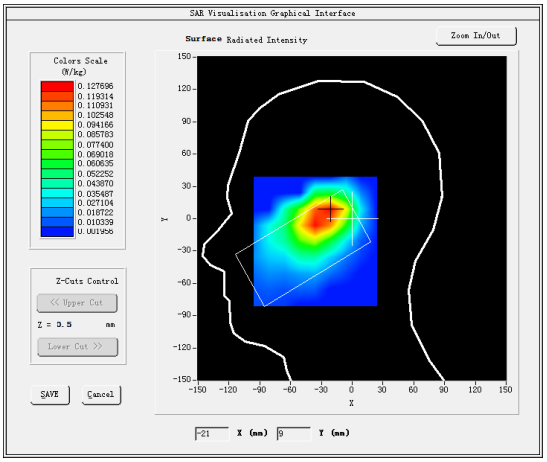	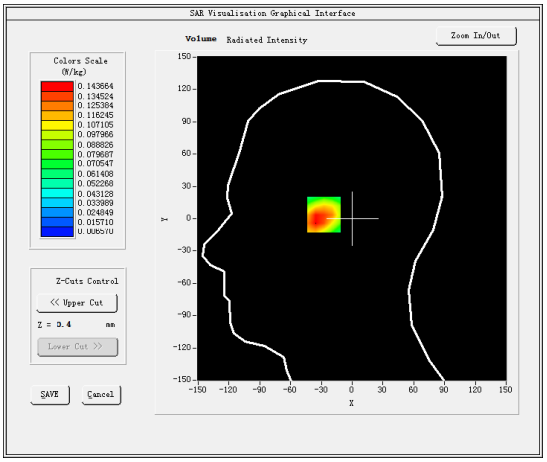

Maximum location: X=-25.00, Y=5.00

SAR Peak: 0.22 W/kg

SAR 10g (W/Kg)	0.087617
SAR 1g (W/Kg)	0.141606

Z (mm)	0.00	4.00	9.00	14.00	19.00	24.00	29.00
SAR (W/Kg)	0.2439	0.1437	0.0759	0.0652	0.0335	0.0328	0.0156

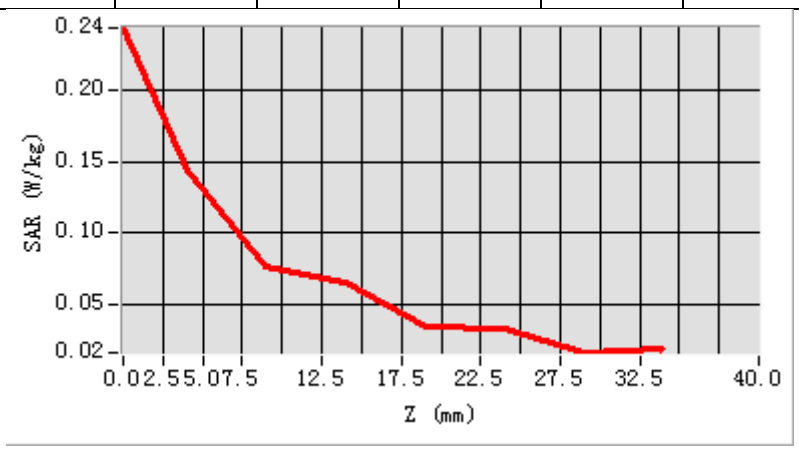

3D screen shot	Hot spot position
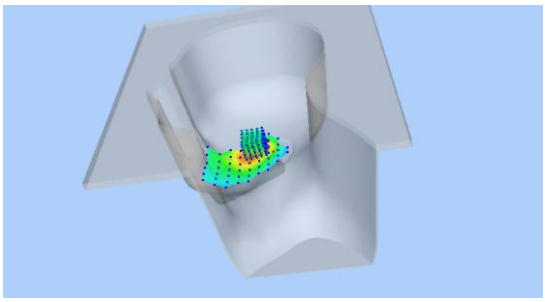	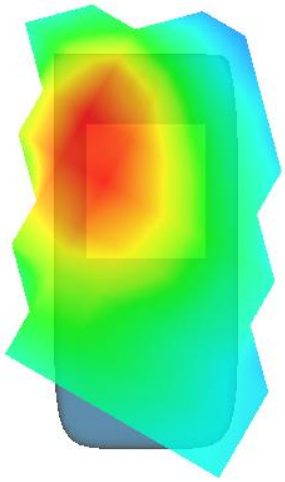

MEASUREMENT 2

Towards-ground-low

Type: Phone measurement (Complete)

Date of measurement: 4/7/2017

Measurement duration: 10 minutes 19 seconds

A. Experimental conditions.

Area Scan	dx=15mm dy=15mm
ZoomScan	5x5x7,dx=8mm dy=8mm dz=5mm,Complete
Phantom	Validation plane
Device Position	Body
Band	GSM850
Channels	Low
Signal	TDMA (Crest factor: 8.0)
Conversion factor	5.07

B. SAR Measurement Results

Middle Band SAR (Channel 128):

Frequency (MHz)	824.200012
Relative permittivity (real part)	53.395020
Relative permittivity (imaginary part)	21.690760
Conductivity (S/m)	1.008138
Variation (%)	-1.200000

SURFACE SAR	VOLUME SAR
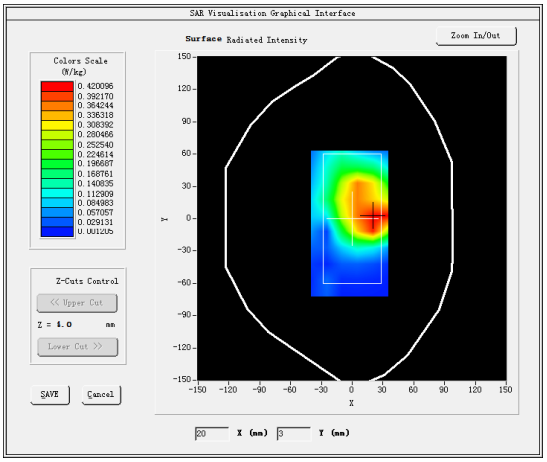	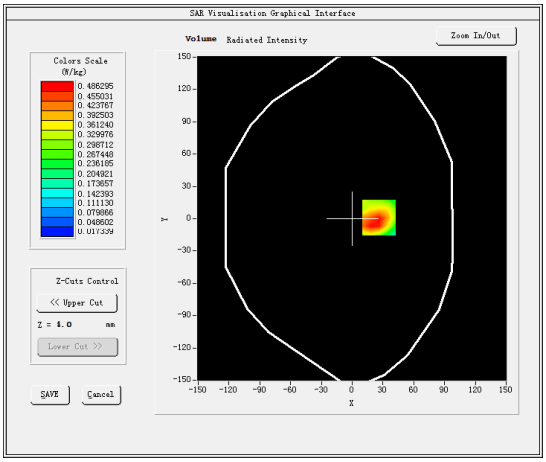

Maximum location: X=26.00, Y=1.00

SAR Peak: 0.82 W/kg

SAR 10g (W/Kg)	0.273954
SAR 1g (W/Kg)	0.502983

Z (mm)	0.00	4.00	9.00	14.00	19.00	24.00	29.00
SAR (W/Kg)	0.7534	0.4863	0.2785	0.1753	0.1075	0.0723	0.0479

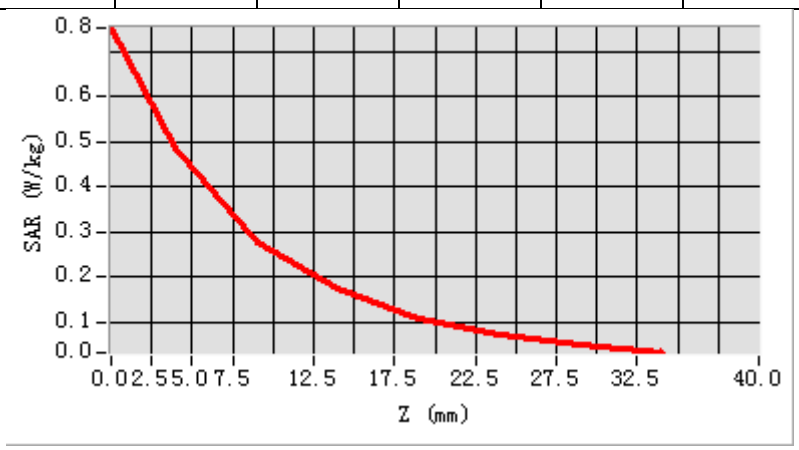

3D screen shot	Hot spot position
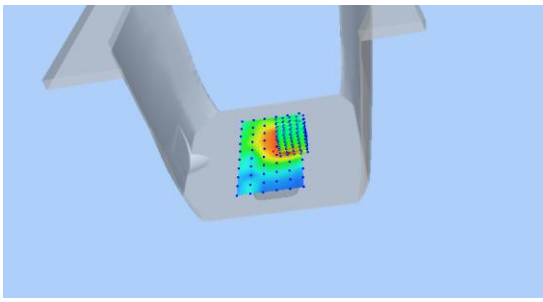	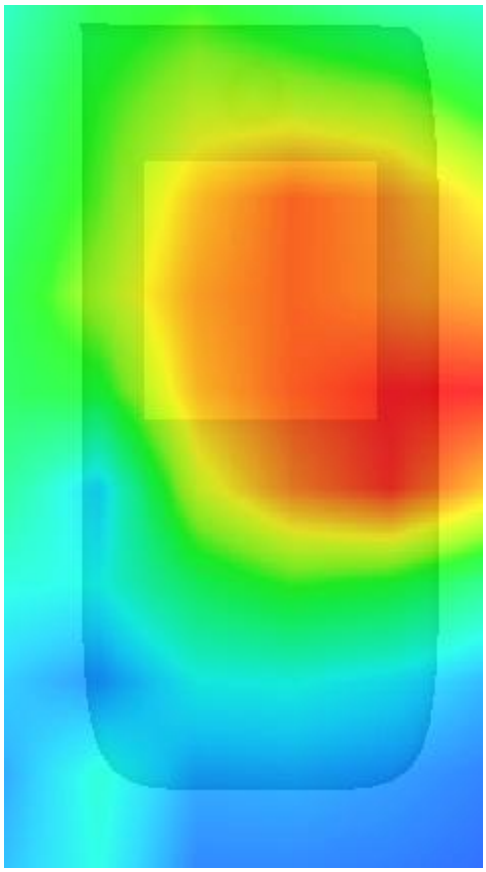

MEASUREMENT 3

Type: Phone measurement (Complete)

Date of measurement: 6/7/2017

Measurement duration: 13 minutes 56 seconds

A. Experimental conditions.

Area Scan	dx=15mm dy=15mm, h= 5.00 mm
ZoomScan	5x5x7,dx=8mm dy=8mm dz=5mm,Complete, h= 5.00 mm
Phantom	Right head
Device Position	Tilt
Band	CUSTOM (GPRS1900 4Tx)
Channels	Middle
Signal	Duty Cycle: 2.00 (Crest factor: 2.0)
Conversion factor	4.63

B. SAR Measurement Results

Frequency (MHz)	1880.000000
Relative permittivity (real part)	39.914200
Relative permittivity (imaginary part)	13.434300
Conductivity (S/m)	1.403138
Variation (%)	-4.140000

SURFACE SAR	VOLUME SAR
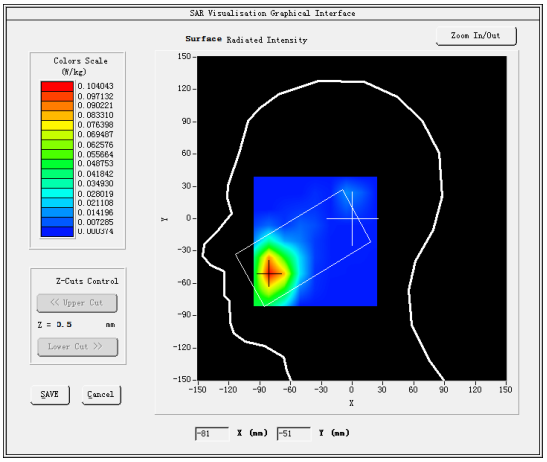	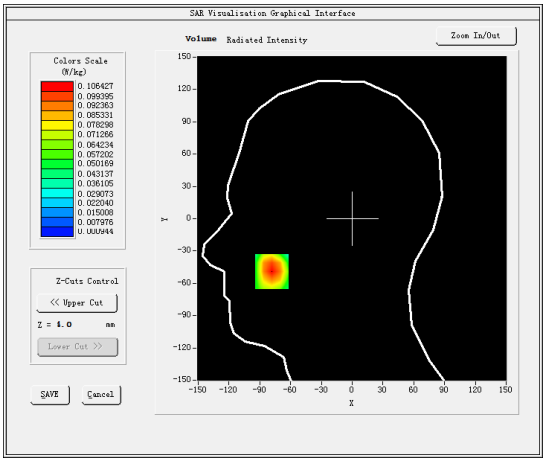

Maximum location: X=-78.00, Y=-49.00

SAR Peak: 0.15 W/kg

SAR 10g (W/Kg)	0.060093
SAR 1g (W/Kg)	0.100322

Z (mm)	0.00	4.00	9.00	14.00	19.00	24.00	29.00
SAR (W/Kg)	0.1400	0.1064	0.0722	0.0483	0.0290	0.0179	0.0104

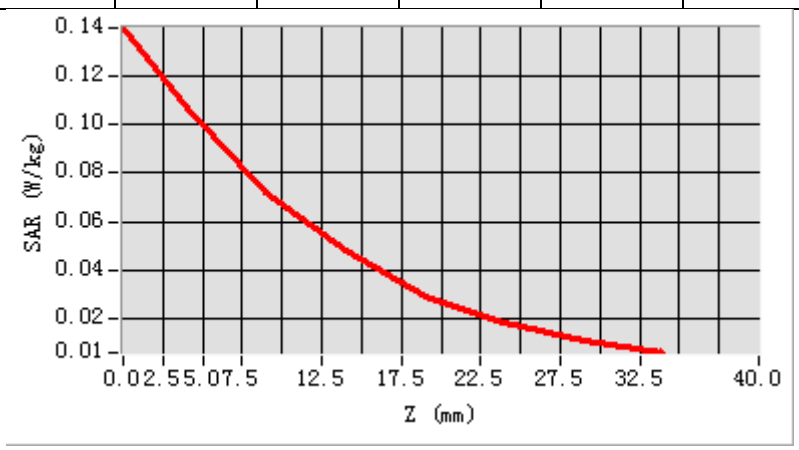

3D screen shot	Hot spot position
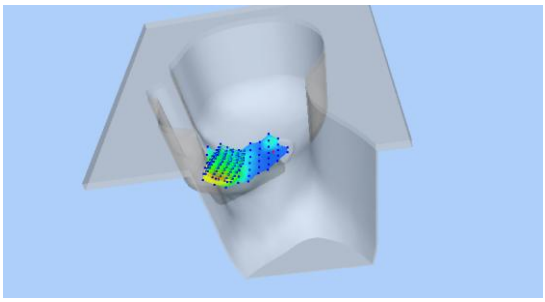	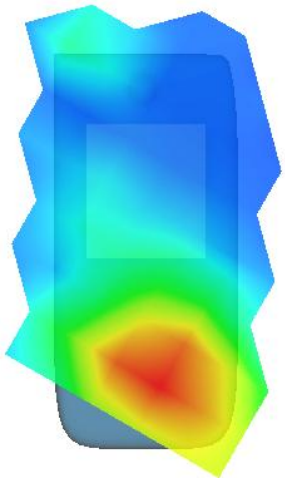

MEASUREMENT 4

Towards-ground-middle

Type: Phone measurement (Complete)

Date of measurement: 6/7/2017

Measurement duration: 9 minutes 54 seconds

A. Experimental conditions.

Area Scan	dx=15mm dy=15mm
ZoomScan	5x5x7,dx=8mm dy=8mm dz=5mm,Complete
Phantom	Validation plane
Device Position	Body
Band	CUSTOM (GPRS1900_4Tx)
Channels	Middle
Signal	Duty Cycle: 2.00 (Crest factor: 2.0)
Conversion factor	4.78

B. SAR Measurement Results

Frequency (MHz)	1880.000000
Relative permittivity (real part)	53.356098
Relative permittivity (imaginary part)	14.668600
Conductivity (S/m)	1.532054
Variation (%)	1.680000

SURFACE SAR	VOLUME SAR
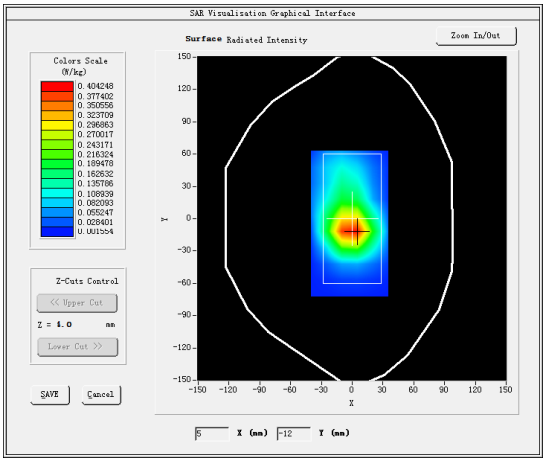	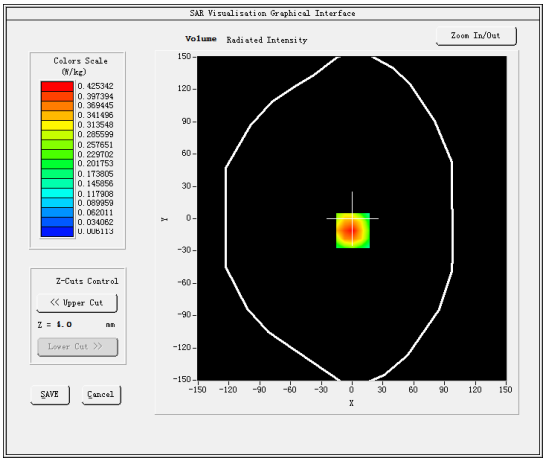

Maximum location: X=1.00, Y=-11.00

SAR Peak: 0.65 W/kg

SAR 10g (W/Kg)	0.225944
SAR 1g (W/Kg)	0.404079

Z (mm)	0.00	4.00	9.00	14.00	19.00	24.00	29.00
SAR (W/Kg)	0.6530	0.4253	0.2431	0.1442	0.0820	0.0497	0.0279

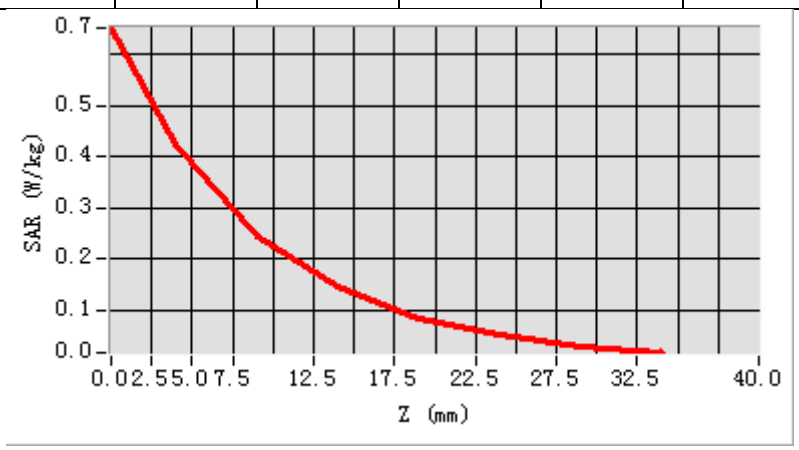
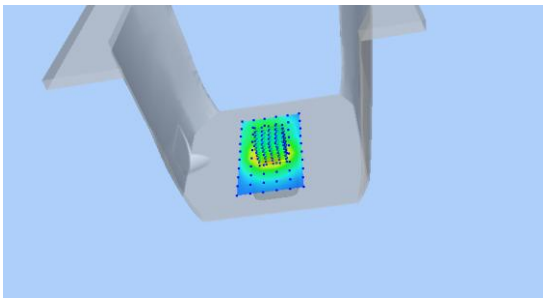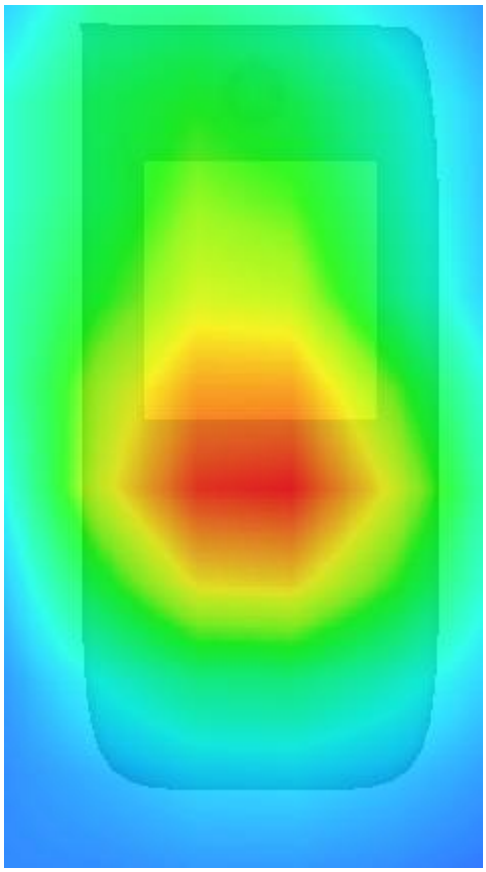
3D screen shot	Hot spot position