



# C506

SMART GPS BIKE COMPUTER

## Box Contents

Bike Computer\*1

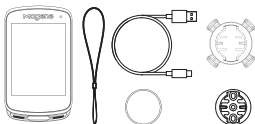
Lanyard\*1

Type-C Charging Cable\*1

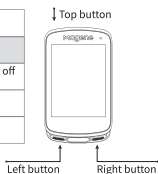
Bike Computer Mount\*1

Rubber Band\*4

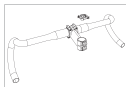
Alternative Mount for Bike Computer Bracket\*1



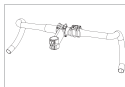
Key function		
Button	Short press	Long press
Top button	Lap count	Power on/Power off Screen-off
Left button	Turn page	/
Right button	Start/Pause	End



## Installation



Step 1: Place the mount on the handlebar.



Step 2: Secure the mount with the rubber band.



Step 3: Install the computer following the direction indicated by the arrow and rotate the bike computer.



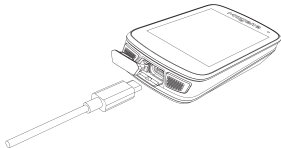
Step 4: Installation completed.

## Instructions

### 1. Charging

Pull up the cover at the bottom to charge the bike computer with the Type-C charging cable.

Note: If the device is not used for an extended period, please charge it once every three months.



### 2. Setup

(1) Scan the following QR code to download "OnelapFit" and register the account.

(2) Turn on the bike computer and use the "OnelapFit" app to scan the QR code on the bike computer screen to connect and activate it.

(3) Follow the "OnelapFit" app guide to complete pairing and personal information configuration.

(4) After completing the above Setup, each time you finish cycling with the bike computer, the cycling data can be automatically uploaded to "OnelapFit" when the bike computer connects to Wi-Fi or is connected via Bluetooth to "OnelapFit". You can view more detailed data analysis and statistics on the app.

\*Regulatory related electronic label viewing path:

Settings→System→Compliance information



## ■ Specification

Product Model	C506
Certification Model	P0101293
Battery Type/Capacity	Lithium Battery / 1800mAh
Charging Input Specification	DC 5V, 1A
Wireless Transmission Protocol	ANT+, Bluetooth, WIFI (2.4G)
Transmission Frequency	2400MHz to 2480MHz
Transmission Power	ANT+: 10mW, BLE: 10mW, WIFI: 10mW
Operating Temperature	-10°C to 50°C
Charging Temperature	0°C to 45°C
Net Weight	75g

## ■ Warranty Terms

Thank you for purchasing a Magene Smart GPS Bike Computer. Please read the following terms carefully to ensure that the product is covered by a valid warranty.

### **Repair, Replacement, and Return:**

This product has undergone strict quality inspection. any product quality issues caused by normal use within the warranty period, please kindly contact the seller to get the warranty. The product warranty period is 1 year from the activation time. For non-activated products, the warranty period is based on the purchase date. If no purchase date is available, the warranty period is based on the ex-factory date.

### **The following situations are not covered by the warranty:**

1. The warranty period has expired.
2. Any damage caused by improper use, maintenance, and storage.
3. Damage to the product caused by failure to use or install it in accordance with the instructions.
4. Unauthorized repair, misuse, collision, negligence, abuse, fluid ingress, accidents, alterations, or unspecified use of accessories other than this product.
5. The warranty has been altered without authorization.
6. The user cannot provide a valid warranty and invoice.
7. The product serial number or code stated on the warranty is inconsistent with that on the product.
8. Failures and damages caused by other non-product design, manufacture, and quality problems.
9. Damage caused by wear or dirt due to normal use, including human factors such as scratches, exposure to chemical reagents or sharp objects, falling, or pressure.
10. Any damage caused by force majeure.

### **After-sales service period:**

Our company provides lifetime after-sales service for our products. When the product exceeds the warranty period, only the cost will be charged if the product is repaired due to its own problem, and only the cost of labor and parts will be charged if the product is repaired due to man-made damage.

The company reserves the right to modify and interpret the above contents.

## Warning

Failure to pay attention to the following potential dangers may result in serious injury or even fatal accidents.

### **Battery Warning:**

This product uses a rechargeable lithium battery.

Failure to comply with the following guidelines may lead to a shortened battery lifespan, device damage, fire, chemical burns, electrolyte leakage, and the risk of injuries.

- Do not dismantle, modify, puncture, squeeze, or damage the battery to avoid potential hazards.
- Do not expose the device and battery to flames, explosions, or other hazards.
- Do not place the device in high-temperature environments, such as inside a dryer or under direct sunlight in a car.
- Do not immerse the battery in water or any other liquids.
- Avoid frequent overcharging.
- Do not charge the battery in the vicinity of a heat source or under extremely hot conditions.
- Charge the battery strictly following the charging requirements to prevent potential dangers due to excessive current.
- If the product is not used for an extended period, charge the battery to full capacity before storage to extend the battery's lifespan.

## Recycling Licenses

### **WEEE(Waste Electronic Electric Equipment) European Directive 2012/19/EU**



This symbol on the product or on its packaging indicates that this product must not be disposed of with your household waste. Instead, it is your responsibility to dispose of your waste equipment by handing it over to a designated collection point for the recycling of waste electrical and electronic equipment. The separate collection and recycling of your waste equipment at the time of disposal will help to conserve natural resources and ensure that it is recycled in a manner that protects human health and the environment. For more information about where you can drop off your waste equipment for recycling, please contact your local city office, your household waste disposal service or the shop where you purchased the product.

### **Batteries**



In accordance with the Battery Directive, used batteries should not be disposed of in the domestic waste. Dispose your batteries in the collection containers specific for this purpose in retail stores.

## CE Declaration of Conformity

Hereby, Qingdao Magene Intelligence Technology Co., Ltd. declares that this product is in compliance with the Directive 2014/53/EU. The full text of the EU declaration of conformity is available at the following internet address:

<https://www.magene.com/en/content/29-certification-download>

## UKCA Declaration of Conformity

Hereby, Qingdao Magene Intelligence Technology Co., Ltd. declares that this product is in compliance with The Radio Equipment Regulations 2017. The full text of the declaration of conformity is available at the following internet address:

<https://www.magene.com/en/content/29-certification-download>

## FCC Statements

This device complies with part 15 of the FCC rules. Operation is subject to the following two conditions:

- (1) this device may not cause harmful interference, and
- (2) this device must accept any interference received, including interference that may cause undesired operation.

NOTE: The manufacturer is not responsible for any radio or TV interference caused by unauthorized modifications or changes to this equipment. Such modifications or changes could void the user's authority to operate the equipment.

NOTE: This equipment has been tested and found to comply with the limits for a Class B digital device, pursuant to part 15 of the FCC Rules. These limits are designed to provide reasonable protection against harmful interference in a residential installation. This equipment generates uses and can radiate radio frequency energy and, if not installed and used in accordance with the instructions, may cause harmful interference to radio communications. However, there is no guarantee that interference will not occur in a particular installation. If this equipment does cause harmful interference to radio or television reception, which can be determined by turning the equipment off and on, the user is encouraged to try to correct the interference by one or more of the following measures:

- Reorient or relocate the receiving antenna.
- Increase the separation between the equipment and receiver.
- Connect the equipment into an outlet on a circuit different from that to which the receiver is connected.
- Consult the dealer or an experienced radio/TV technician for help.

Caution: Any changes or modifications not expressly approved by the party responsible for compliance could void the user's authority to operate the equipment.

This equipment complies with FCC radiation exposure limits set forth for an uncontrolled environment. This transmitter must not be co-located or operating in conjunction with any other antenna or transmitter.

This equipment should be installed and operated with minimum distance 20cm between the radiator&your body.

**RF exposure warning:**

This equipment complies with radiation exposure limits set forth for an uncontrolled environment. This equipment should be installed and operated with Minimum distance 20cm between the radiator and your body.

L'environnement du millipascal incontrôlés, leurs conditions normales d'utilisation de maintenir, au moins 20cm avec les utilisateurs.