受控文件

304mm

114mm

TENERGY®

Bluetooth Beanie

Built-in wireless headphones for music and calls

User Manual

Read this manual thoroughly before using and save it for future reference

Package Contents

Controls

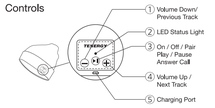

Charging



Note: Please fully charge bluetooth beanie before use.

First Time Device Pairing

① Make sure the beanie is off

② Turn on or enable Bluetooth on your smart device

③ **Hold down** the play button for approx. **7 seconds**

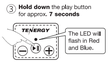

Note: Hold down until LED flashes RED and BLUE.

④ Connect to "**Tenergy Beanie**" on your smart device

Tip: If pairing is unsuccessful power down and repeat steps 1~4.

Powering On / Off

Press and hold the play button for approx. **3 seconds** to turn on or turn off the beanie.

Note: If the beanie has previously paired with your smart device, the pairing will start automatically as soon as you power on the beanie.

LED Color Indicators

Powering Stage:
Blue (moderate speed flashing) ------- Powering on, trying to pair automatically
Red (solid), then off) ---------- Powering off

Pairing Status Stage:
Blue and Red (fast flashing) ---------- Pending to be paired for the first time
Blue (moderate speed flashing) ------- Trying to pair with last paired device
Blue (solid) ---------- Paired with a device

Playback Stage:
Blue (slow flashing) ---------- Music Playing

Charging Stage:
Red (solid) ---------- Charging
Blue (solid) ---------- Fully Charged

Control

Power On/Off: ---------- Press and Hold ⏯
Play/Pause Music: ---------- Press ⏯ once
Volume Down/Up: ---------- Press ⊖ or ⊕
Previous/Next Track: ---------- Press ⊖ or ⊕ once
Answering Phone Call ---------- Press ⏯ once
Siri / Google Assistant: ---------- Double Press ⏯

Works With Google Assistant

Your Smart Beanie works with Google Assistant. Enjoy entertainment while staying connected and manage different aspects of your day. Seamlessly, transition from looking at your phone to voice command options through our Smart Beanie.

For more information on what your Google Assistant can do, visit: https://assistant.google.com/platforms/phones

Use your Google Assistant

Talk to Google Assistant ---------- Double Press ⏯

Stop Google Assistant ---------- Double Press ⏯ again

Note:
1. Google Assistant isn't available in all languages and countries.
2. Google Assistant is available on eligible Android devices. To check if your Android device is compatible with the Google Assistant, visit: https://support.google.com/assistant

Cleaning

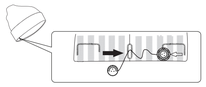

① Carefully remove both ends of Bluetooth speaker module from beanie using the opening inside the beanie.

② Hand wash the beanie with cold water, and air-dry.

③ Reinstall the Bluetooth speaker module back to the beanie at its original location, make sure the buttons are aligned with control panel.

HAVING TROUBLE?

We have the most knowledge of our products, contact us **DIRECTLY** for full technical support!
Phone: (510) 979 9969
Email: service@tenergy.com

Scan for more product information

www.TenergyLife.com

Electrical waste should not be disposed with household waste. Check with your local authority or retailer for recycling advice.

FCC RADIATION EXPOSURE STATEMENT

This equipment complies with FCC RF radiation exposure limits set forth for an uncontrolled environment, This transmitter must not be co-located or operated in conjunction with any other antenna or transmitter,

USA: This device complies with Part 15 of the FCC Rules, Operation is subject to the following two conditions: (1) This device may not cause harmful interference and (2) This device must accept any interference received, including interference that may cause undesired operation,

Canada: Operation is subject to the following two conditions: (1) This device may not cause interference and (2) This device must accept any interference, including interference that may cause undesired operation of the device.
Note: This equipment has been tested and found to comply with limits for a Class B digital device, pursuant to Part 15 of the FCC Rules.

These limits are designed to provide reasonable protection against harmful interference in a residential installation.
This equipment generates, uses, and can radiate radio frequency energy, and if not installed and used in accordance with instructions, may cause harmful interference to radio communications.

However, there is no guarantee that interference will not occur in a particular installation, If this equipment does cause harmful interference to radio or television reception, which can be determined by turning the equipment off and on, the user is encouraged to try to correct the interference by one or more of the following measures:
• Reorient or relocate the receiving antenna.
• Increase the separation between the equipment and receiver.
• Connect the equipment into an outlet on a circuit different from that to which the receiver is connected.
• Consult the dealer or an experienced radio/TV technician for help.

IMPORTANT SAFETY AND SAFETY INSTRUCTIONS
This product contains a non-changeable internal rechargeable Lithium-ion battery.
Please handle with care.
NEVER put, store, or leave your product in or near sources of heat, in a pressurized container, or in a microwave oven.
NEVER leave the product in an unventilated vehicle under direct sunlight.
NEVER pierce, open, disassemble, or remove the battery or use in a corrosive environment.
NEVER expose product to temperatures over 60 °C (140 °F).
ALWAYS confirm the ambient temperature is above 0 °C and below 40 °C during charging.
ALWAYS keep the electronics and battery out of the reach of infants and small children.

*Failure to follow these instructions could cause the Lithium-ion battery to leak alkaline solution or other electrolytic substance, catch on fire, or explode causing personal injuries and/or property damages, If the battery leaks and you come into contact with the leaked fluids, rinse thoroughly with water and seek medical attention immediately.

OPTIMIZING BATTERY PERFORMANCE
Do not leave the product charging for more than two hours. Doing so runs the risk of overcharging the battery and causing it to catch on fire or explode, If the product is not used for an extended period of time, please recharge the product before using it again. Unplug the charging cable when it is not in use.

DISPOSAL OF THE PRODUCT
Because this product contains a battery and electronics, which are made of substances that are potentially dangerous to the environment, it should not be thrown away with household waste at the end of its useful life. Always dispose of used electronics containing a battery in accordance with the prevailing community regulations that apply, If there are no local regulations concerning battery/electronics disposal, please dispose of said items in a waste disposal facility.
Many electronic retailers now recycle batteries and other electronic components at no charge, Please check to see if your local company runs a take-back program.
This product contains chemicals known to the state of California to cause cancer and birth defects or other reproductive harm.

备注:
1、单位:mm;公差:±0.5 mm
2、材质:128g铜版纸CMYK四色印刷
3、来料切边整齐,无杂色等不良;检验材质高低温无起泡不良。
4、料件描述:说明书:Spe-TENERGY-304*114-128g铜版纸CMYK四色印刷,风琴折

RYDBATT® RYDELEC® 深圳市瑞鼎电子有限公司 SHENZHEN RYDER ELECTRONICS CO.,LTD				产品型号	EM-BTH001-01	客户代码		最新版本	A0	拟制: 胡文强 2018-5-16	技术审核: 彭荣忠 2018-5-16	业务复核: 左琳 2018-5-16	批 准: 衣绍鹏 2018-5-16
项目名称	说明书	文件编号		物料编码	1010SPE0CH440	当前页码	第 页	生效日期	2018-5-16				

装 订 区