

FCC RADIATION EXPOSURE STATEMENT

This equipment complies with FCC RF radiation exposure limits set forth for an uncontrolled environment. This transmitter must not be co-located or operated in conjunction with any other antenna or transmitter.

USA: This device complies with Part 15 of the FCC Rules. Operation is subject to the following two conditions: (1) This device may not cause harmful interference and (2) This device must accept any interference received, including interference that may cause undesired operation.

Canada: Operation is subject to the following two conditions: (1) This device may not cause interference and (2) This device must accept any interference, including interference that may cause undesired operation of the device.

Note: This equipment has been tested and found to comply with limits for a Class B digital device, pursuant to Part 15 of the FCC Rules.

These limits are designed to provide reasonable protection against harmful interference in a residential installation.

This equipment generates, uses, and can radiate radio frequency energy, and if not installed and used in accordance with instructions, may cause harmful interference to radio communications.

However, there is no guarantee that interference will not occur in a particular installation. If this equipment does cause harmful interference to radio or television reception, which can be determined by turning the equipment off and on, the user is encouraged to try to correct the interference by one or more of the following measures:

- Reorient or relocate the receiving antenna.
- Increase the separation between the equipment and receiver.
- Connect the equipment into an outlet on a circuit different from that to which the receiver is connected.
- Consult the dealer or an experienced radio/TV technician for help.

CAUTION! WARNINGS AND SAFETY INSTRUCTIONS

This product contains a non-changeable internal rechargeable Lithium-Ion battery.

Please handle with care.

NEVER put, store, or leave your product in or near sources of heat, in a pressurized container, or in a microwave oven.

NEVER leave the product in an unventilated vehicle under direct sunlight.

NEVER pierce, open, disassemble, or remove the battery or use in a corrosive environment.

NEVER expose product to temperatures over 60 °C (140 °F).

ALWAYS confirm the ambient temperature is above 0 °C and below 40 °C during charging.

ALWAYS keep the electronics and battery out of the reach of infants and small children.

*Failure to follow these instructions could cause the Lithium-Ion battery to leak alkaline solution or other electrolytic substance, catch on fire, or explode causing personal injuries and/or property damages. If the battery leaks and you come into contact with the leaked fluids, rinse thoroughly with water and seek medical attention immediately.

OPTIMIZING BATTERY PERFORMANCE

Do not leave the product charging for more than two hours. Doing so runs the risk of overcharging the battery and shortening its total life span. If the product is not used for an extended period of time, please recharge the product before using it again. Unplug the charging cable when it is not in use.

DISPOSAL OF THE PRODUCT:

Because this product contains a battery and electronics, which are made of substances that are potentially dangerous to the environment and to human health, you should not dispose of this product with regular wastes.

Always dispose of used electronics containing a battery in accordance with the prevailing community regulations that apply. If there are no local regulations concerning battery/electronics disposal, please dispose of said items in a waste bin for electronics. Many electronics retailers now recycle batteries and other electronic components at no charge. Please check to see which ones are in your area to do so.

This product contains chemicals known to the state of California to cause cancer and birth defects or other reproductive harm.

WARRANTY AND LIMITED LIABILITY

Tenergy warrants its product to be free from defects in materials and workmanship under normal conditions and use for a Limited Warranty Period of six (6) months from the date of original purchase. This warranty is not applicable to cases other than defects in material and workmanship. This warranty is only valid upon presentation of the proof of purchase, which include the original invoice or sales receipt indicating the date of purchase, store name, model number, or UPC of the product. In no case shall Tenergy Corporation's liability be greater than the actual purchase price of this product. This limited warranty does not cover normal wear and tear, water damage, or other alleged defect or nonconformity that is a result of abuse, misuse, neglect, tampering, unauthorized or improper use, installation, disassembly, repair, alteration, or accident by Purchaser.

Please make all warranty claims to the original place of purchase.

Changes or modifications not expressly approved by the party responsible for compliance could void the user's authority to operate the equipment.



Copyright Notice

Copyright TENERGY © 2016. All rights reserved.

This document may not, in whole or part, be copied, photocopied, reproduced, translated or reduced to any electronic medium or machine-readable form without prior consent, in writing, from TENERGY. All brand and product names are registered trademarks and the property of their respective owners. Specifications are subject to change without notification. Errors and omissions are accepted. Images and illustrations may not always match contents.

This information is subject to be updated periodically. Please check the official Tenergy web site.

www.Tenergy.com

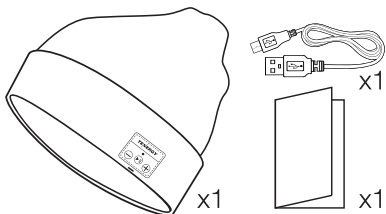


Bluetooth BEANIE

Built-in wireless headphones for your music and calls

Welcome Guide

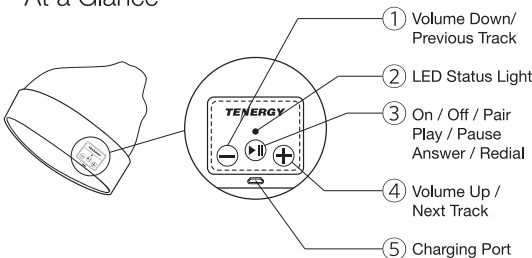
What's Included



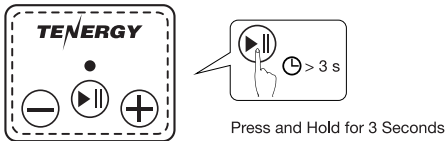
Back

Front

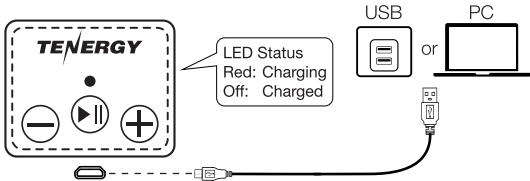
At a Glance



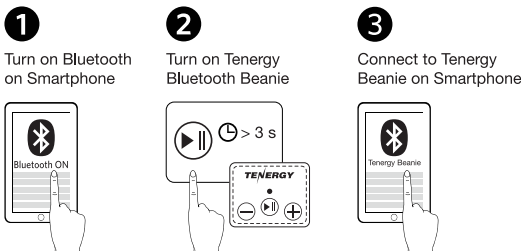
Turning On/Off the Bluetooth Beanie:



Charging the Bluetooth Beanie:



Pairing with Your Device



LED Status Color	Meaning
Rapidly flashing blue and red	Pending to be Paired
Slowly flashing blue	Connected to a device

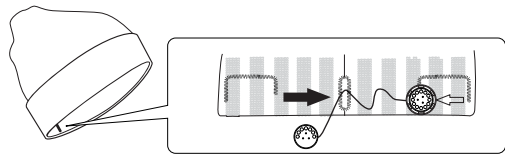
When turned on, the Bluetooth beanie will automatically connect to the last connected device if available. If no previously paired device detected, it will enter pairing mode.

Control

Power On / Off	> 3 s	Press and hold for 3 seconds
Play / Pause Music	x1	Press once when connected to a device
Volume Up / Down		Press and hold during music playback

Next Track	x1	Press once during music playback
Previous Track	x1	Press once during music playback
Answer / End Phone Call	x1	Press once when phone ringing
Redial	x2	Quickly press twice

Washing the Beanie



- Carefully remove both ends of Bluetooth speaker module from beanie using the opening inside the beanie.
- Hand wash the beanie with cold water, and air-dry.
- Reinstall the Bluetooth speaker module back to the beanie at its original location, make sure the buttons are aligned with control panel.

Inside - Left

Inside - Center

Inside - Right