


# wild mini 3.0说明书



**MUZEN**


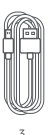


Wild Mini 3.0  
Product Manual

Welcome to the MUZEN Family! Thanks for choosing us to accompany you on your life adventure. Please read this manual carefully and make sure to follow the relevant safety instructions before using it.

Tips:  
This product is battery-powered. For a better experience, please charge it for about two hours with it powered off before first-time use.

**Packing List**

1	Speaker x 1
2	Product manual x 1
3	USB-C charging cable x 1
4	Antenna x 1



1234

**Speaker Operating Instructions**

① **Bluetooth Indicator/Flashlight Window:**

Fast flashing warm white light: ready for Bluetooth pairing  
Pair your device with "Muzen Wild Mini 3.0" Bluetooth option in your device Bluetooth control dashboard  
Slow breathing warm white light: Bluetooth connected  
Steady white light: Flashlight on

② **Power Switch/Flashlight Control:**

Power on: Rotate counterclockwise once.  
Power off: While powered on, rotate counterclockwise and hold for 2s.  
Bluetooth reset: Rotate clockwise and hold for 3s.  
Mode switch: While powered on, rotate counterclockwise once to switch between Bluetooth and FM mode. The device will remember the last used mode when powered off.  
Flashlight on/off: Press and hold for 2s.  
Flashlight mode (strong light - weak light - SOS) switch: Short press the power switch.

③ **FM Radio Tuning Knob:**

In FM mode, rotate the tuning knob to select a radio station.

④ **Volume Knob**

Volume up: Rotate counterclockwise  
Volume down: Rotate clockwise

⑤ **Pause/Play Switch**

Pause/Play; Short Press

⑥ **Loudspeaker:**

For playing music.  
(\*\*Note: Fragile part. Please do not press this position hard.)

⑦ **Strap hole:**

Used for installing a strap.

⑧ **USB-C Bidirectional Charging Port:**

Located under the flip cover, it allows charging the device and reverse charging other devices. It also supports an external antenna connection.  
(\*\*Note: Please insert correctly according to the charging port orientation.)

**Hardware Parameters**

Product model: MW-PVXR1  
Product size: 60.8 x 40 x 77.9 mm / 2.4 x 1.6 x 3.1 in  
Net weight: about 276g/0.61 lb  
Bluetooth transmission range: 5 m ≤ distance ≤ 10 m / 16.42 ft ≤ distance ≤ 32.8 ft  
Loudspeaker: 4Ω 5W  
Amplifier power: 5W  
SNR: > 70 dB  
System frequency response: 80Hz-18kHz  
Battery: Li-ion 3.7V 1900mAh  
Charging port: USB-C  
Charging voltage: DC 5V --- 1A

**Important Notes**

For your safety, please read the following instructions carefully and comply with them:

- The manufacturer reserves the right to modify or adjust the specifications and details of the product without notifying users.
- Please use the product in a dry environment wherever possible.
- The product should not be placed near or in contact with exposed sources of fire.
- IPX5-rated, the product is protected against rain.
- This product can be used normally with the ambient temperature of 0-45°C. Do not use it outside of this range.

6. Do not modify, repair or dismantle this product without authorization.

7. Note that if the battery is not replaced properly, it may explode. Only the same or equivalent type of battery can be used for replacement.

The device has been evaluated to meet general RF exposure requirement. The device can be used in portable exposure condition without restriction Federal Communication Commission (FCC) Radiation Exposure Statement Power is so low that no RF exposure calculation is needed.

This device complies with part 15 of the FCC rules. Operation is subject to the following two conditions: (1) this device may not cause harmful interference, and (2) this device must accept any interference received, including interference that may cause undesired operation.

NOTE: The manufacturer is not responsible for any radio or TV interference caused by unauthorized modifications or changes to this equipment. Such modifications or changes could void the user's authority to operate the equipment.

NOTE: This equipment has been tested and found to comply with the limits for a Class B digital device, pursuant to part 15 of the FCC Rules. These limits are designed to provide reasonable protection against harmful interference in a residential installation. This equipment generates uses and can radiate radio frequency energy and, if not installed and used in accordance with the instructions, may cause harmful interference to radio communications. However, there is no guarantee that interference will not occur in a particular installation. If this equipment does cause harmful interference to radio or television reception, which can be determined by turning the equipment off and on, the user is encouraged to try to correct the interference by one or more of the following measures:

- Reorient or relocate the receiving antenna.
- Increase the separation between the equipment and receiver.

- Connect the equipment into an outlet on a circuit different from that to which the receiver is connected.

- Consult the dealer or an experienced radio/TV technician for help.

Any changes or modifications not expressly approved by the party responsible for compliance could void the user's authority to operate this equipment.


This device complies with Part 15 of the FCC Rules and with RSS-247 of Industry Canada. Operation is subject to the following two conditions: (1) This device may not cause harmful interference, and (2) this device must accept any interference received, including interference that may cause undesired operation.

This Class B digital apparatus complies with Canadian ICES-003.

**SIMPLIFIED EU DECLARATION OF CONFORMITY**

Hereby, Shenzhen Airmart Technology Co., Ltd, declares that the radio equipment type MW-PVXR1 is in compliance with Directive 2014/53/EU. The declaration of conformity may be consulted at our website, accessible from: [www.muzenaudio.com](http://www.muzenaudio.com)

This product can be used across EU member states.



**Important Safety Instructions**

1) Read these instructions.

2) Keep these instructions.

3) Heed all warnings.

4) Follow all instructions.

5) Clean only with dry cloth.

6) Do not block any ventilation openings. Install in accordance with the manufacturer's instructions.

7) Do not install near any heat sources such as radiators, heat registers, stoves, or other apparatus (including amplifiers) that produce heat.

8) CAUTION RISK OF EXPLOSION IF BATTERY IS REPLACED BY AN INCORRECT TYPE. DISPOSE OF USED BATTERIES ACCORDING TO THE INSTRUCTIONS.

## Maintenance Regulations

Limited warranty: one year.  
For warranty details, please visit [www.muzenaudio.com](http://www.muzenaudio.com) or contact our local distributors.

**Responsible Party**  
Company name: MUZEN AUDIO, INC.  
Address: 177 E Colorado Blvd, Suite 200, Pasadena, California, 91105, United States  
Contact Number: +1 323-541-7123  
Email: [info@muzenaudio.com](mailto:info@muzenaudio.com)

Manufacturer: Shenzhen Airmart Technology Co., Ltd.  
Address: 12/F, Building A, Guangqi Future Center, No.88 Gaoxin South 4th Rd, Yuehai Street, Nanshan, Shenzhen, China

BORN  
TO BE WILD

[info@muzenaudio.com](mailto:info@muzenaudio.com)  
[www.muzenaudio.com](http://www.muzenaudio.com)