


Appendix D


Photographs

1. SAR measurement System
2. Photographs of Tissue Simulate Liquid
3. Photographs of EUT test position
4. EUT Constructional Details







1. SAR measurement System



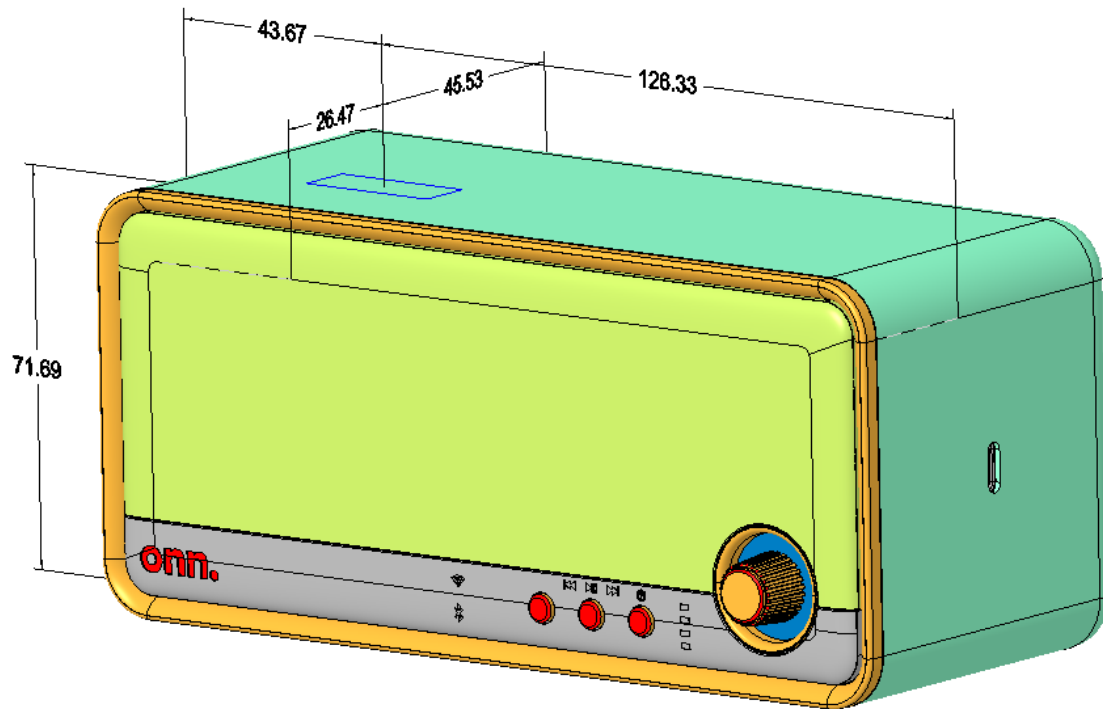
2. Photographs of Tissue Simulate Liquid

Photo 1: Tissue Simulant Liquid for HBBL600-10000MHz	NA
	NA

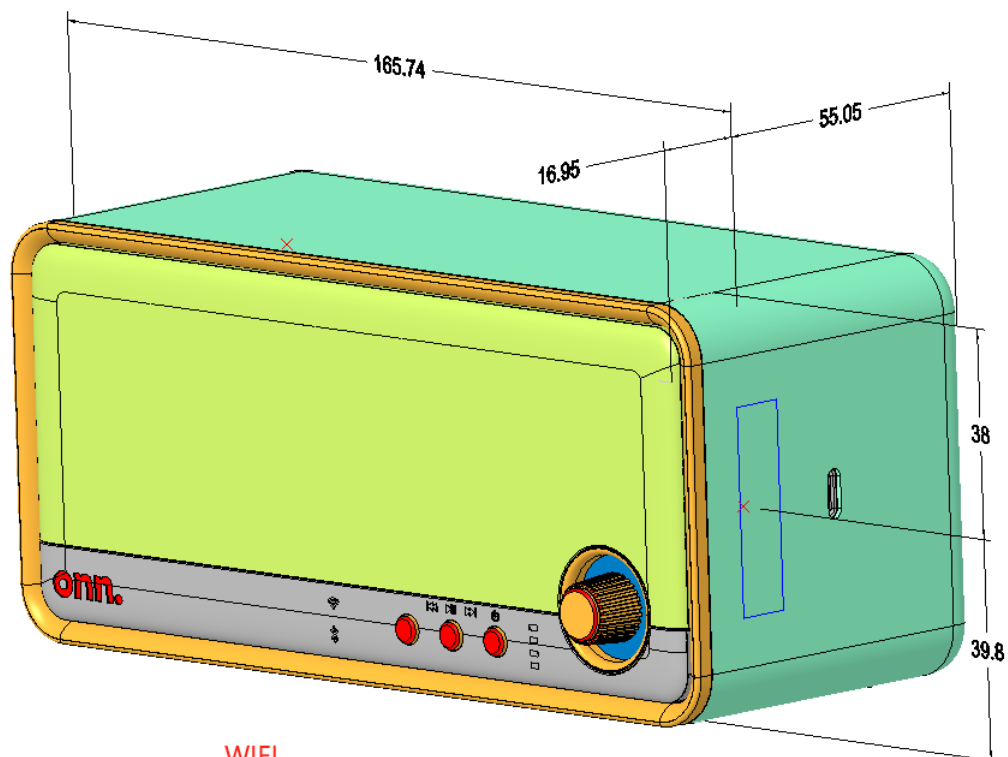
3. Photographs of EUT test position

<p>Photo 2: Front side 5mm</p> 	<p>Photo 3: Back side 5mm</p> 
<p>Photo 4: Left side 5mm</p> 	<p>Photo 5: Right side 5mm</p> 
<p>Photo 6: Top side 5mm</p> 	<p>Photo 7: Bottom side 5mm</p> 

4. EUT Antenna Locations



BT



WIFI

5. EUT Constructional Details

Details please Refer to Appendix –

Photographs of EUT Constructional Details for SZCR2312004130AT.

-The End-