


Appendix D


Photographs

1. SAR measurement System
2. Photographs of Tissue Simulate Liquid
3. Photographs of EUT test position
4. EUT Constructional Details







1. SAR measurement System



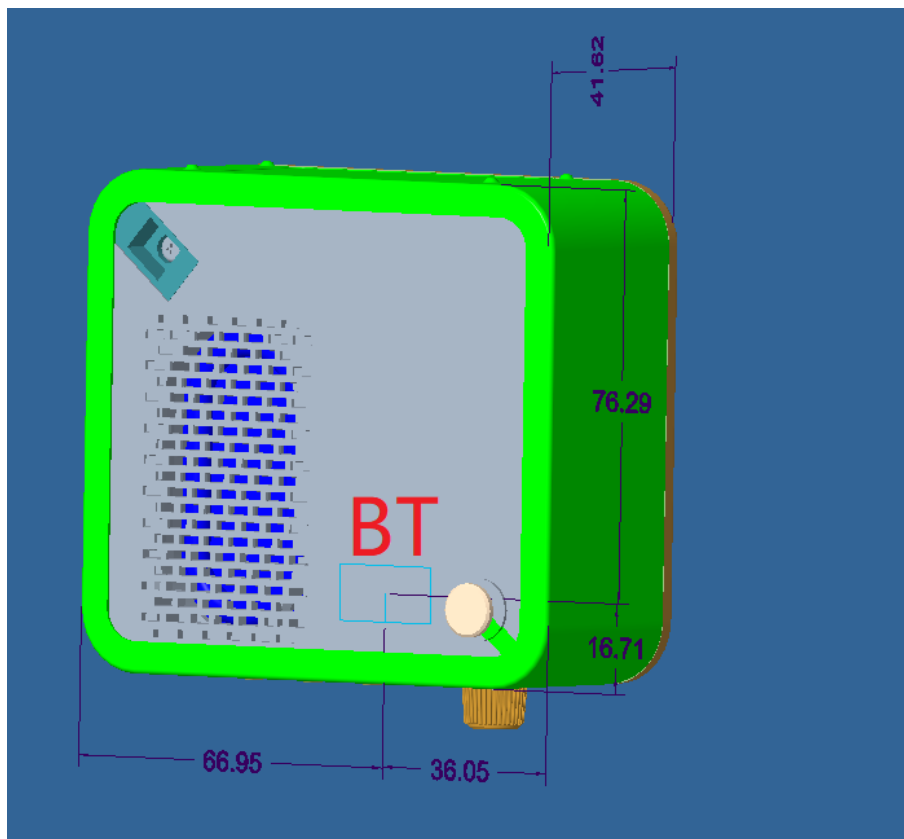
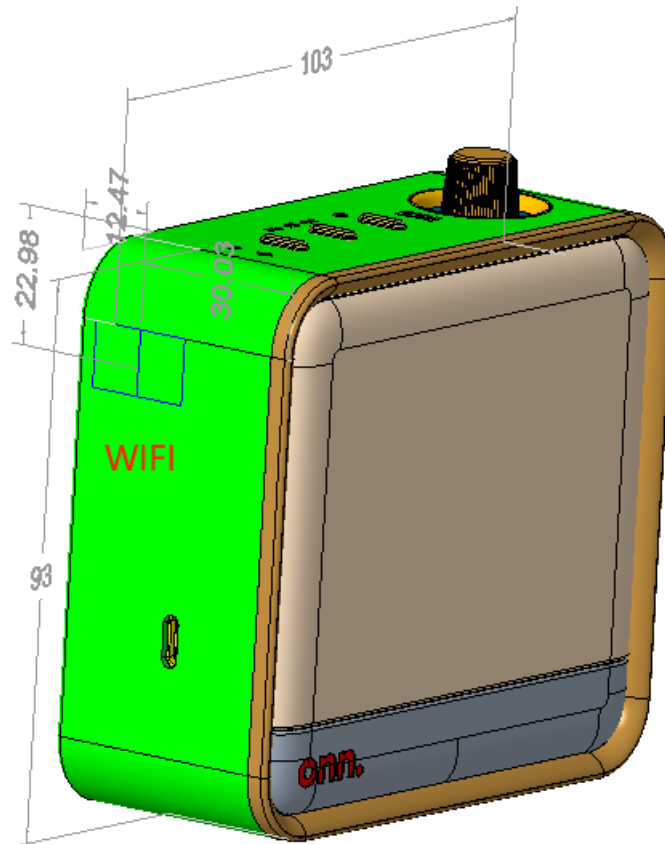
2. Photographs of Tissue Simulate Liquid

Photo 1: Tissue Simulant Liquid for HBBL600-10000MHz	NA
	NA

3. Photographs of EUT test position

Photo 2: Front side 5mm	Photo 3: Back side 5mm
	
Photo 4: Left side 5mm	Photo 5: Right side 5mm
	
Photo 6: Top side 5mm	Photo 7: Bottom side 5mm
	

4. EUT Antenna Locations



5. EUT Constructional Details

Details please Refer to Appendix –

Photographs of EUT Constructional Details for SZCR2312004130AT.

-The End-