

# ARCHER THE HUNTER

## QUICK GUIDE



- Read all safety information and operating instructions before using to avoid any personal injury or damage to property.
- Remove the batteries if the ARcher will not be used for a long time

### IMPORTANT SAFETY AND HANDLING INFORMATION

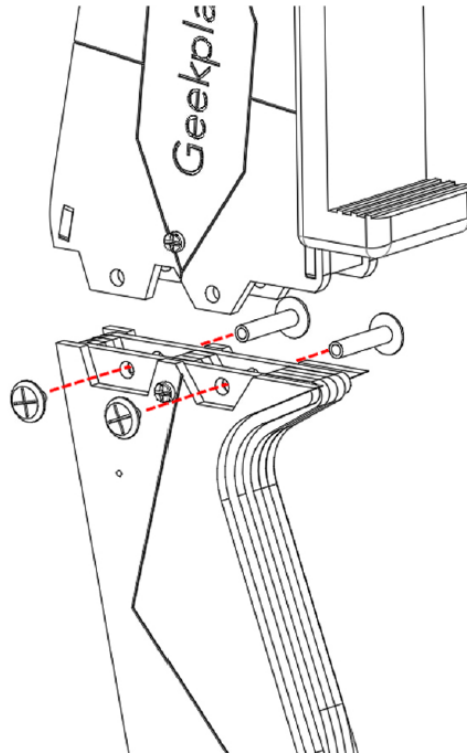
This item requires to unscrew the batter cover to load power source, please keep children away from it when loading batteries to prevent them from choking hazard

0

## Before Getting Started

Use the included lock screws to assemble the 2 part of the Hunter.

Tighten the screws by using the screw driver included.



1

## Go to App store or Google Play

Search for "Geekplay ARcher"

Download the app for the Hunter



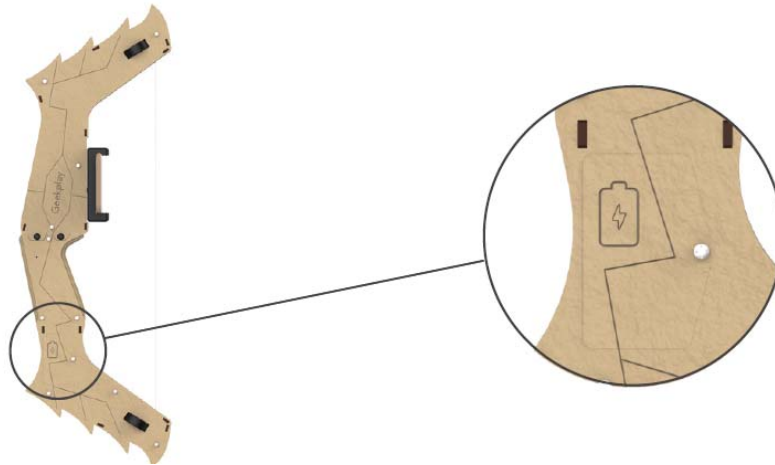
Note:  
You can also download  
by scanning the QR code



2

## Get the Hunter Ready

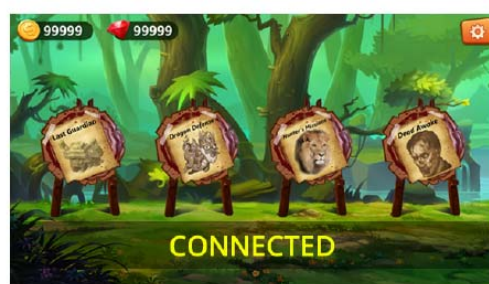
Unscrew the battery cover;  
Load 2 x AAA battery and close the battery cover.



3

## Bluetooth Pairing

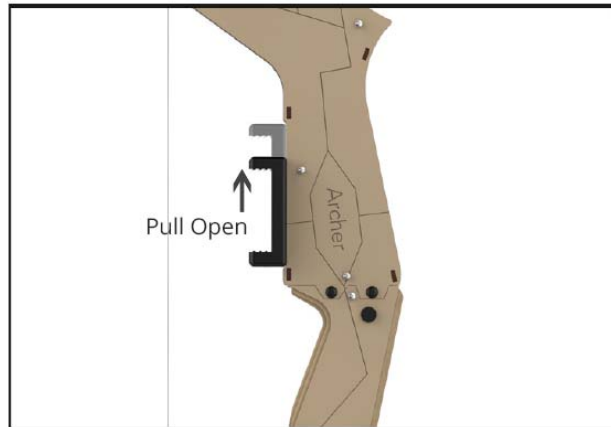
Enable the Bluetooth of your smartphone;  
Tap to open the app;  
Pull the string when "Waiting for Connection" shows.



4

## Phone Installation

Pull open the phone holder to fit your smartphone in.



5

## Let the Games Begin

Tap to choose the game you want to play.  
Multiple games are provided in ARcher app, each with various levels to choose.



# Tips

In 「Hunter's Missions」, players need to take several factors into consideration:

- The movement path of your target,
- The parabola regularity,
- The wind, etc.

# Spec.

Product	<a href="#">ARcher</a>
Model	<a href="#">The Hunter</a>
Companion App	<a href="#">Geekplay ARcher</a>
Power Supply	<a href="#">2 x AAA Battery (Battery Not Included)</a>
Connection	<a href="#">Bluetooth</a>
Phone Holder Width	<a href="#">2.05" to 3.2"</a>
Games Included	<a href="#">A Storm of Arrows</a> <a href="#">Dragon Defense</a> <a href="#">Hunter's Missions</a> <a href="#">The Lost Jungle</a> <a href="#">The Walkers</a> <a href="#">Saving Mr. Doggie</a>
Package Content	<a href="#">1 x ARcher the Hunter</a> <a href="#">1 x User Manual</a> <a href="#">1 x Screwdriver</a> <a href="#">2 x Lockscrews</a>
Size	<a href="#">20.87" x 2.55" x 1.38"</a>
Weight	<a href="#">10.6 oz</a>

## Precautions

- To reduce the risk of damage or injury, do not attempt to disassemble the shell unless with technical assistance except for battery removal or replacement;
- Do not place the Hunter near any heat sources;
- Remove batteries when the Hunter will not be used for a long time;
- Do not aim the Hunter at other's face directly.

## Support

For any inquiries or comment concerning our products, please contact us at [support@geekplay.cc](mailto:support@geekplay.cc). We will try to respond to your inquiry as fast as possible.

## Warranty

This product is warranted against defects in materials and workmanship under normal use by the original purchaser for 30 days after the date of purchase from an authorized retailer.

THERE ARE NO OTHER EXPRESS WARRANTIES.

### EXCLUSIONS AND LIMITATIONS

This warranty does not cover: (a) damage or failure caused by or attributable to abuse, misuse, failure to follow instructions, improper installation or maintenance, alteration, accident, Acts of God (such as floods or lightning), or excess voltage or current; (b) improper or incorrectly performed repairs by non-authorized service facilities; (c) consumables such as fuses or batteries; (d) ordinary wear and tear or cosmetic damage; (e) transportation, shipping or insurance costs; (f) costs of product removal, installation, set-up service, adjustment or reinstallation; (g) claims by persons other than the original purchaser; and (h) 2nd hand purchase or purchase from a non-authorized seller/distributor

This device complies with part 15 of the FCC Rules. Operation is subject to the following two conditions: (1) This device may not cause harmful interference, and (2) this device must accept any interference received, including interference that may cause undesired operation.

Any Changes or modifications not expressly approved by the party responsible for compliance could void the user's authority to operate the equipment.

**Note:** This equipment has been tested and found to comply with the limits for a Class B digital device, pursuant to part 15 of the FCC Rules. These limits are designed to provide reasonable protection against harmful interference in a residential installation. This equipment generates uses and can radiate radio frequency energy and, if not installed and used in accordance with the instructions, may cause harmful interference to radio communications. However, there is no guarantee that interference will not occur in a particular installation. If this equipment does cause harmful interference to radio or television reception, which can be determined by turning the equipment off and on, the user is encouraged to try to correct the interference by one or more of the following measures:

- Reorient or relocate the receiving antenna.
- Increase the separation between the equipment and receiver.
- Connect the equipment into an outlet on a circuit different from that to which the receiver is connected.
- Consult the dealer or an experienced radio/TV technician for help.

The device has been evaluated to meet general RF exposure requirement.  
The device can be used in portable exposure condition without restriction.



**GEEKPLAY**  
TRIGGER **FUN**

Shenzhen Geekplay Technology Co., Ltd  
[www.geekplay.cc](http://www.geekplay.cc)