

Low-frequency physiotherapy paste GT-011 product instructions

Statement

This product is a health care products, medical devices can not be replaced. Because the human differences or improper use, such as causing discomfort, please immediately stop using the product; have a strong adverse reaction, please go to hospital to consult the doctor immediately.

Principle Explanation

This product is based on modern medical research on human micro-current stimulation, combined with acupuncture, massage theory and experience of traditional Chinese medicine, the use of micro-current to stimulate the body surface nerves in order to achieve local analgesic, relieve muscle fatigue, pain and other health treatments effects. Use of the main ones, waist shoulder and neck strain, soft tissue injury, rheumatic pain, and muscle aches due to fatigue caused.

Safety Precautions

If you have these circumstances as follow , please do not use this product. Because the product is working when possible cause electronic equipment malfunction, leading to dangerous and even life-threatening:

1. The body is using pacemakers implanted medical electronic equipment;
2. Is being used to sustain life with the artificial heart-lung and other medical electronic equipment;
3. Charging while using this product.

Belonging to one of the following circumstances, it is recommended not to use this product, or consult a doctor before use:

1. Suffering from heart disease;
2. Pregnant and lactating women;
3. A temperature over 38 degrees Celsius fever person;
4. Abnormal blood pressure;
5. Being receiving medical treatment, physical and sensory abnormalities;
6. Skin allergies pair of electrode substrates;
7. Have a good understanding or expression disorder.

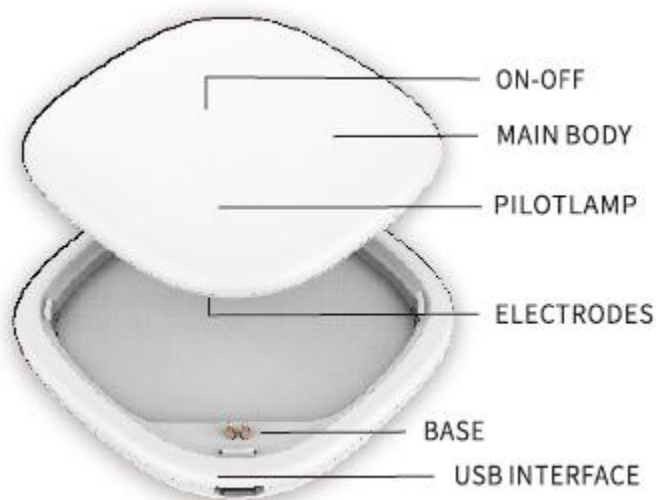
Other considerations:

1. Please do not around the heart, above the neck, skin disorders site, as well as other extremely sensitive skin at the site or use, in order to avoid discomfort;
2. Please do not use at broken skin, inflammation, fever, swelling and other symptoms of the site using this product, otherwise it will cause worsening of symptoms;
3. Please do not use on the surface chipped, damaged pads, or it may cause a malfunction or accident;
4. After the electrode sheet was washed with water, be sure to completely dry before use, otherwise it may cause a malfunction or an electric shock;
5. Please do not rinse this product host and charging stations with water, and please clear surface stains or perspiration, etc.;

6. Please do not disassemble, repair or modify the product;
7. Dispose of this product should be handled in accordance with the provisions on environmental protection cities;
8. Keep the product stored in a cool place.

Product composition and technical specifications

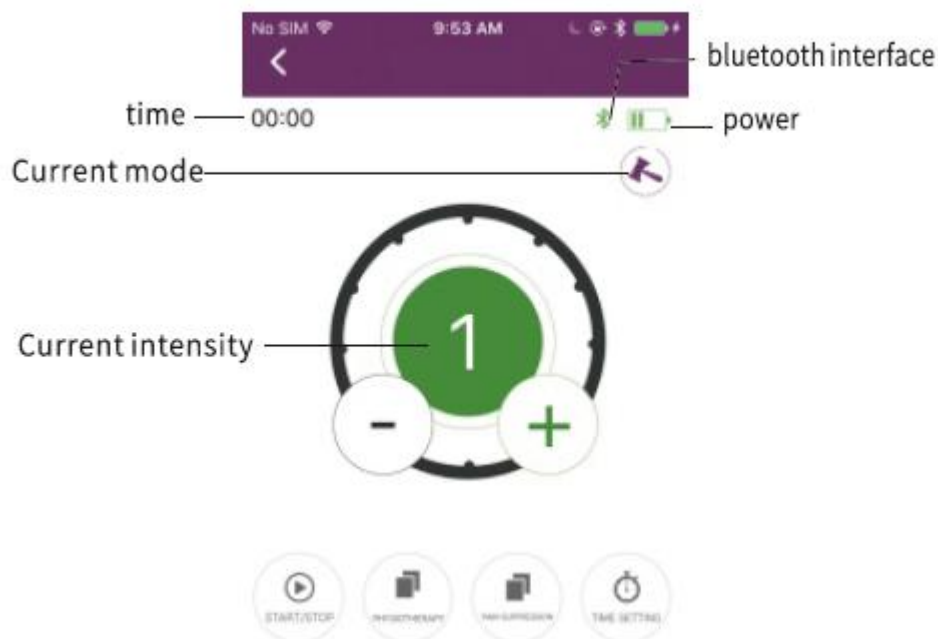
1. Low-frequency physiotherapy paste GT-011, Each component are named as the picture;



2. An electrode sheet spare;
(When the electrode sheet dirty or drop effect, rinse with water can be removed and re-use until completely dry;If still ineffective after cleaning, please replace with a new electrode sheet.)
3. Please use the Universal 5V USB charging adapter;
4. A packaging;
5. Technical Specifications:

| Item | Specifications |
|---------------------------|--|
| Operating Voltage | 3.5V-4.2V |
| Type of Battery | Lithium Battery |
| Battery Capacity | 110mAh |
| Operating Temperature | -20°C—+80°C |
| Charging Voltage | 5V |
| Standby Time | 6 months |
| Wireless Control Distance | 20 meters |
| Parameter Setting Mode | IOS6.0 above or Android 4.4 above system to download APP |
| Operating Hours | 60 hours |
| Full Charge Time | 1.5 hours |

Schematic and Use



1. Start up and shutdown:

Start up: Press the switch for 2-3 seconds after the light button is released. The device automatically enters the first boot factory default mode: Acupuncture mode, 5 strength, duration 10 minutes. To avoid sudden irritation at the start of the product after each boot stimulus will gradually increase intensity within 5 seconds, until it reaches the set value.

Memory mode: press the switch for a long time, then press the switch once again, the machine automatically enters the last exit APP or run time mode off.

Shutdown: Press the switch until the power light is off, or click off the device on the phone APP.

2. Indicator Description:

After the power-on LED flash (flash once in 0.5 seconds); short press to enter the memory mode, when the indicator flashes slowly (flash once in 2 seconds); When APP connection on the device and take control, the indicator will keep bright; When APP disconnecting the device, LED flash recovery flashes quickly (flash once in 0.5 seconds); when charging, it will keep bright.

3. APP operation:

- A、 The first time when using APP, Bluetooth authorization requirement will pop up window, please click Allow. At this time phone will automatically search all the physiotherapy paste device can be connected, and reflected in the list of devices. Select the device to connect, drag to the right above the button, the device is displayed as connected, then click on the device in the list section, and jump into the main interface screen of APP.

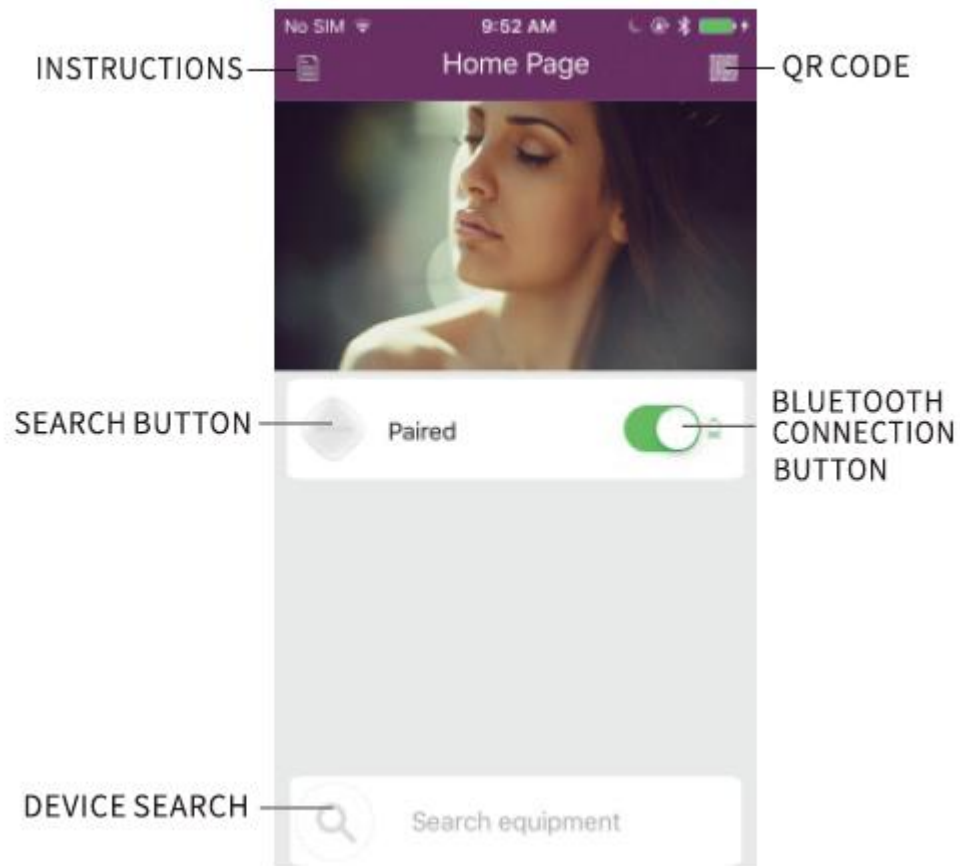
The device has been connected, it will automatically connect when the next time you open APP.

When a mobile phone connected to the device, which automatically Bluetooth tethering, other phone will not be able to connect and control the device. After the phone is active disconnects, the other phone can be able to access the device.

APP time of no more than 3 minutes, the device will automatically disconnect. After re-open the

phone APP, click on the device to be re-enter the main interface.

B、 Interface Description



Product warranty and Warranty card

1. From the date of purchase GUTUCH product, You can enjoy six months free warranty with invoice,
2. The following faults due to users' personal reasons, does not provide free warranty:
 - A、 Disassemble, modify the product caused by error;
 - B、 Accidental or intentional damage caused by violent disruptive products;
 - C、 Not in accordance with the manual instructions to use and store the product caused by fault.
3. The production date is on the body tag.
4. Warranty Card (cut along the dotted line for use):

Shenzhen Shun Xin Shi Dai Electronic Co.,Ltd **Warranty Card**

| | | | |
|------------------|--|-------------------|--|
| Name of product | | | |
| Model | | Device ID | |
| Date of purchase | | Purchase quantity | |
| Purchaser | | | |

Exceeded the free warranty period and equipment not within the warranty regulations, the company also provides maintenance services, subject to appropriate to charge parts and maintenance costs.

APP Download:

IOS:



Android:



NOTE: This equipment has been tested and found to comply with the limits for a Class B digital device, pursuant to part 15 of the FCC Rules. These limits are designed to provide reasonable protection against harmful interference in a residential installation. This equipment generates uses and can radiate radio frequency energy and, if not installed and used in accordance with the instructions, may cause harmful interference to radio communications. However, there is no guarantee that interference will not occur in a particular installation. If this equipment does cause harmful interference to radio or television reception, which can be determined by turning the equipment off and on, the user is encouraged to try to correct the interference by one or more of the following measures:

- Reorient or relocate the receiving antenna.
- Increase the separation between the equipment and receiver.
- Connect the equipment into an outlet on a circuit different from that to which the receiver is connected.
- Consult the dealer or an experienced radio/TV technician for help

Changes or modifications not expressly approved by the party responsible for compliance

could void the user's authority to operate the equipment.

This device complies with Part

15 of the FCC Rules. Operation is subject to the following two conditions:

- (1) this device may not cause harmful interference, and
- (2) this device must accept any interference received, including interference that may cause undesired operation.

Shenzhen Shun Xin Shi Dai Electronic Co.,Ltd

Website: www.getuch.com

Contact Number: 0755-83972669