


12. Appendixes

12.1. Photographs and Antenna Schematics

Photo Reference Number	Title
PHT/001	Test configuration for the measurement of Specific Absorption Rate (SAR)
PHT/002	Position 1 of DUT Facing Phantom at 0mm
PHT/003	Position 2 of DUT Facing Phantom at 0mm
PHT/004	Position 3 of DUT Facing Phantom at 0mm
PHT/005	Position 4 of DUT Facing Phantom at 0mm
PHT/006	Front View of Radiated DUT
PHT/007	Side View of Radiated DUT
PHT/008	Front View of Conducted DUT
PHT/009	DUT Test Positions
PHT/010	DUT Schematics Distance From Antenna To Front
PHT/011	DUT Schematics Distance From Antenna To Bottom
PHT/012	DUT Schematics Other Distances

PHT/001: Test configuration for the measurement of Specific Absorption Rate (SAR)



PHT/002: Position 1 of DUT Facing Phantom at 0mm



PHT/003: Position 2 of DUT Facing Phantom at 0mm




PHT/004: Position 3 of DUT Facing Phantom at 0mm



PHT/005: Position 4 of DUT Facing Phantom at 0mm



PHT/006: Front View of Radiated DUT




PHT/007: Side View of Radiated DUT



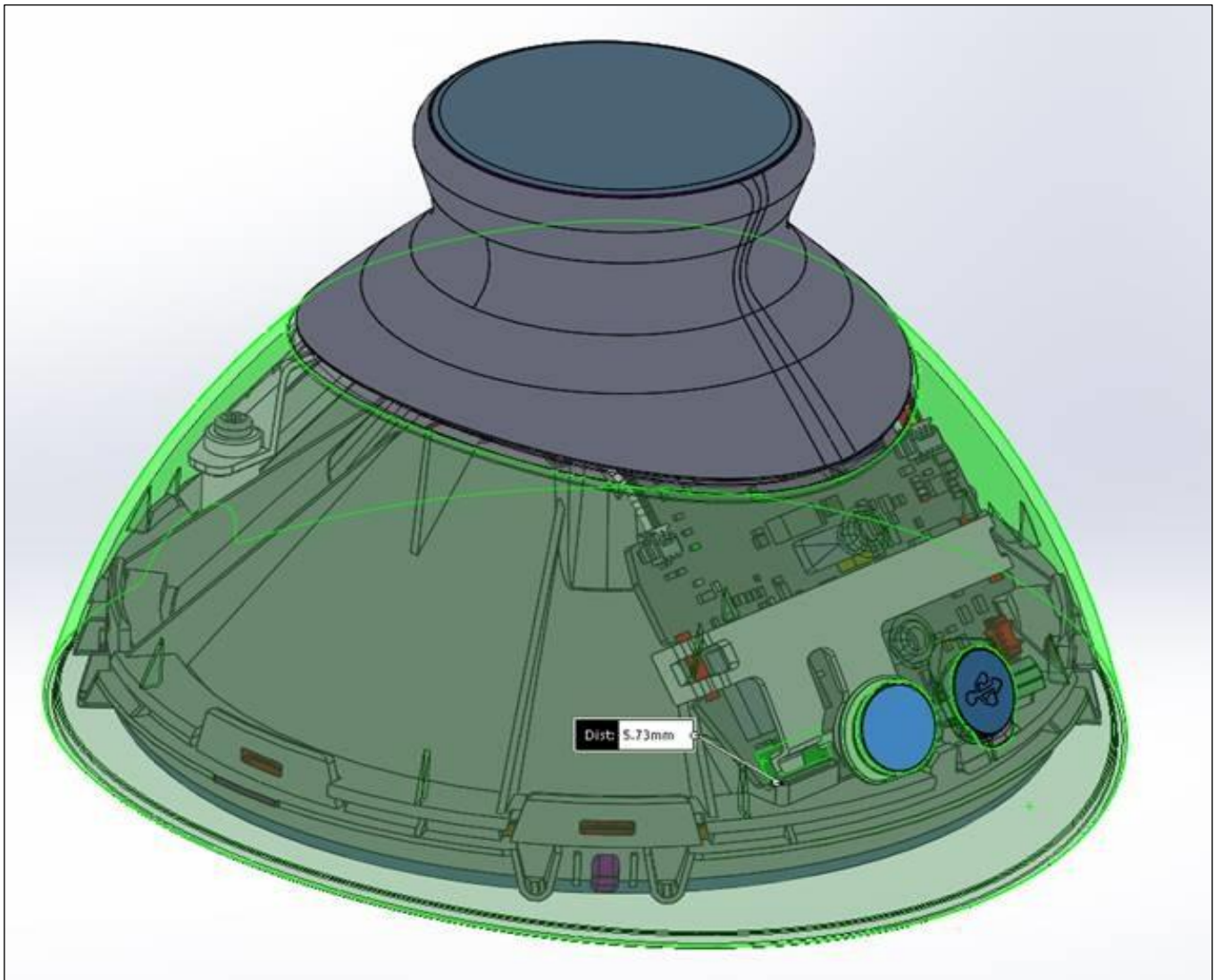
PHT/008: Front View of Conducted DUT



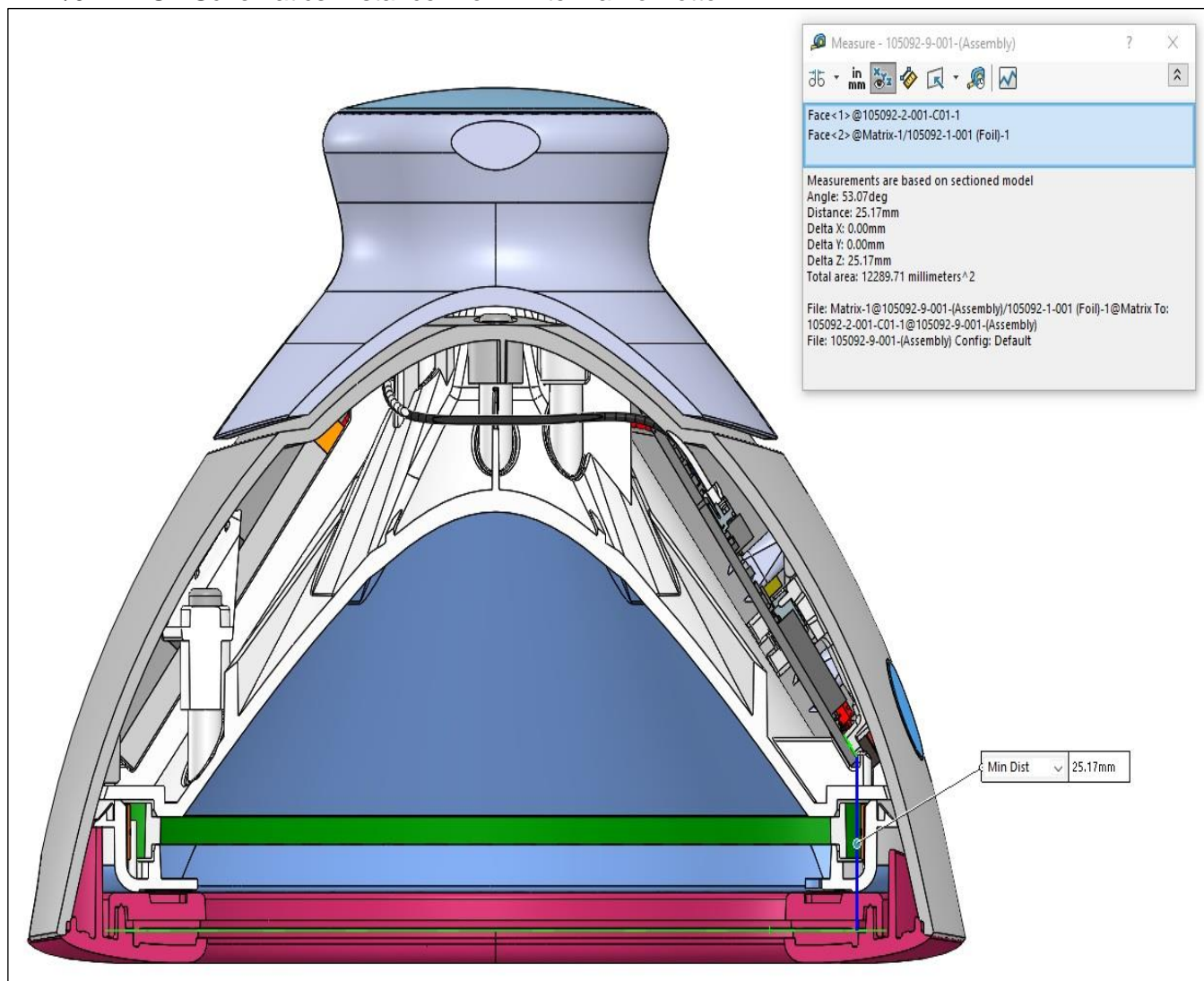
PHT/009: DUT Test Positions



PHT/010: DUT Schematics Distance From Antenna To Front



PHT/011: DUT Schematics Distance From Antenna To Bottom



PHT/012: DUT Schematics Other Distances

